

United States Patent [19]

Kakiuchi

[11] Patent Number: Des. 293,243

[45] Date of Patent: ** Dec. 15, 1987

[54] **KEYBOARD**

[75] Inventor: Yoshinori Kakiuchi, Kawasaki, Japan

[73] Assignee: Fujitsu Limited, Kanagawa, Japan

[**] Term: 14 Years

[21] Appl. No.: 806,571

[22] Filed: Nov. 21, 1985

[30] Foreign Application Priority Data

May 21, 1985 [JP] Japan 60-20977

[52] U.S. Cl. D14/114

[58] Field of Search D14/100, 101, 106, 107,
D14/114, 115; 340/365 R, 711; 235/145 R, 145
A; 200/5 A

[56] References Cited

U.S. PATENT DOCUMENTS

- D. 214,169 5/1969 Bowman .
- D. 219,589 12/1970 Miller .
- D. 223,252 4/1972 Jacobson .
- D. 225,858 1/1973 Kline .
- D. 226,108 1/1973 King .
- D. 250,022 10/1978 Pycha .
- D. 265,314 7/1982 Kitai .
- D. 267,879 2/1983 Keely .
- D. 270,639 9/1983 Goodin .
- D. 270,729 9/1983 Lahey .
- D. 272,624 2/1984 Genaro .
- D. 275,009 8/1984 Shibata .
- D. 275,755 10/1984 Cottrill et al. D14/100

- D. 276,230 11/1984 Akiyama D14/100
- D. 276,914 12/1984 Moriconi .
- D. 277,003 1/1985 Cridland .
- D. 277,284 1/1985 Horne .
- D. 278,063 3/1985 Chamberlain .
- D. 278,709 5/1985 Xanthopoulos D14/100

OTHER PUBLICATIONS

IBM Keyboard-(B)-1.

Primary Examiner—Susan J. Lucas
Attorney, Agent, or Firm—Armstrong, Nikaido,
Marmelstein & Kubovcik

[57] CLAIM

The ornamental design for keyboard, as shown and described.

DESCRIPTION

FIG. 1 is a top front perspective view of a keyboard showing my new design;
FIG. 2 is a top plan view thereof on an enlarged scale;
FIG. 3 is a bottom plan view thereof on an enlarged scale;
FIG. 4 is a right side elevational view thereof on an enlarged scale;
FIG. 5 is a left side elevational view thereof on an enlarged scale;
FIG. 6 is a front elevational view thereof on an enlarged scale; and
FIG. 7 is a rear elevational view thereof on an enlarged scale.

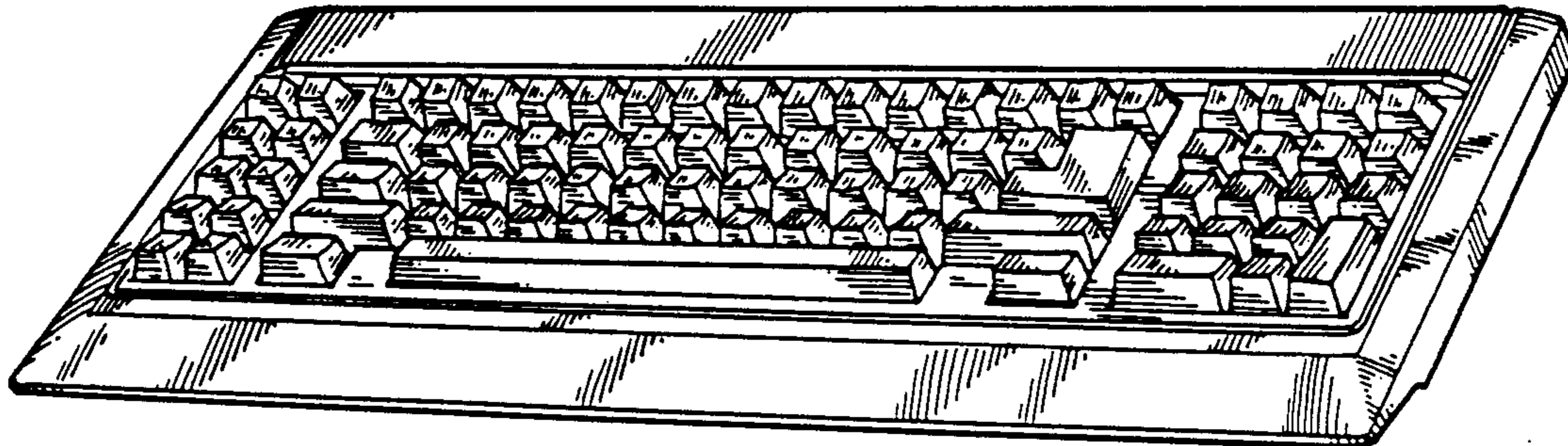




FIG. 4

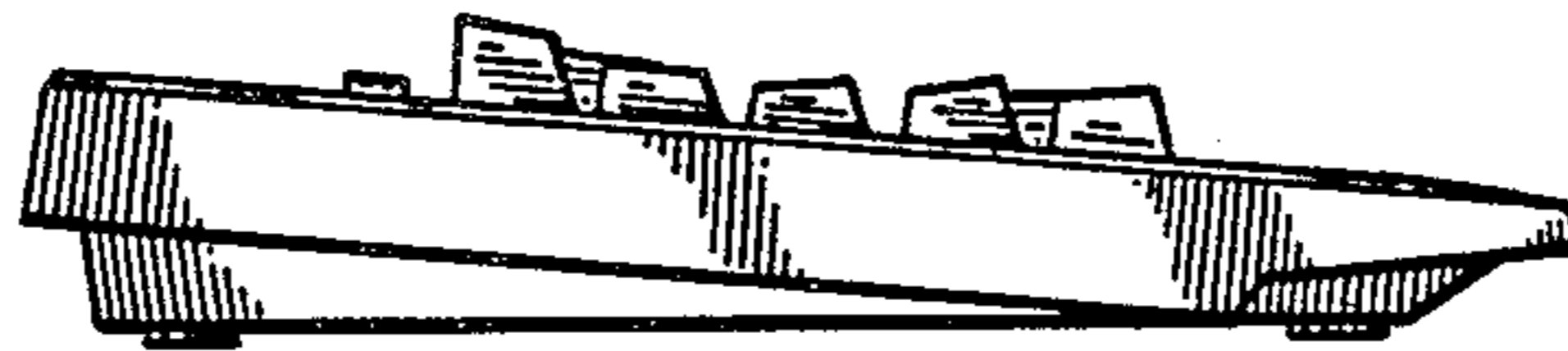


FIG. 5

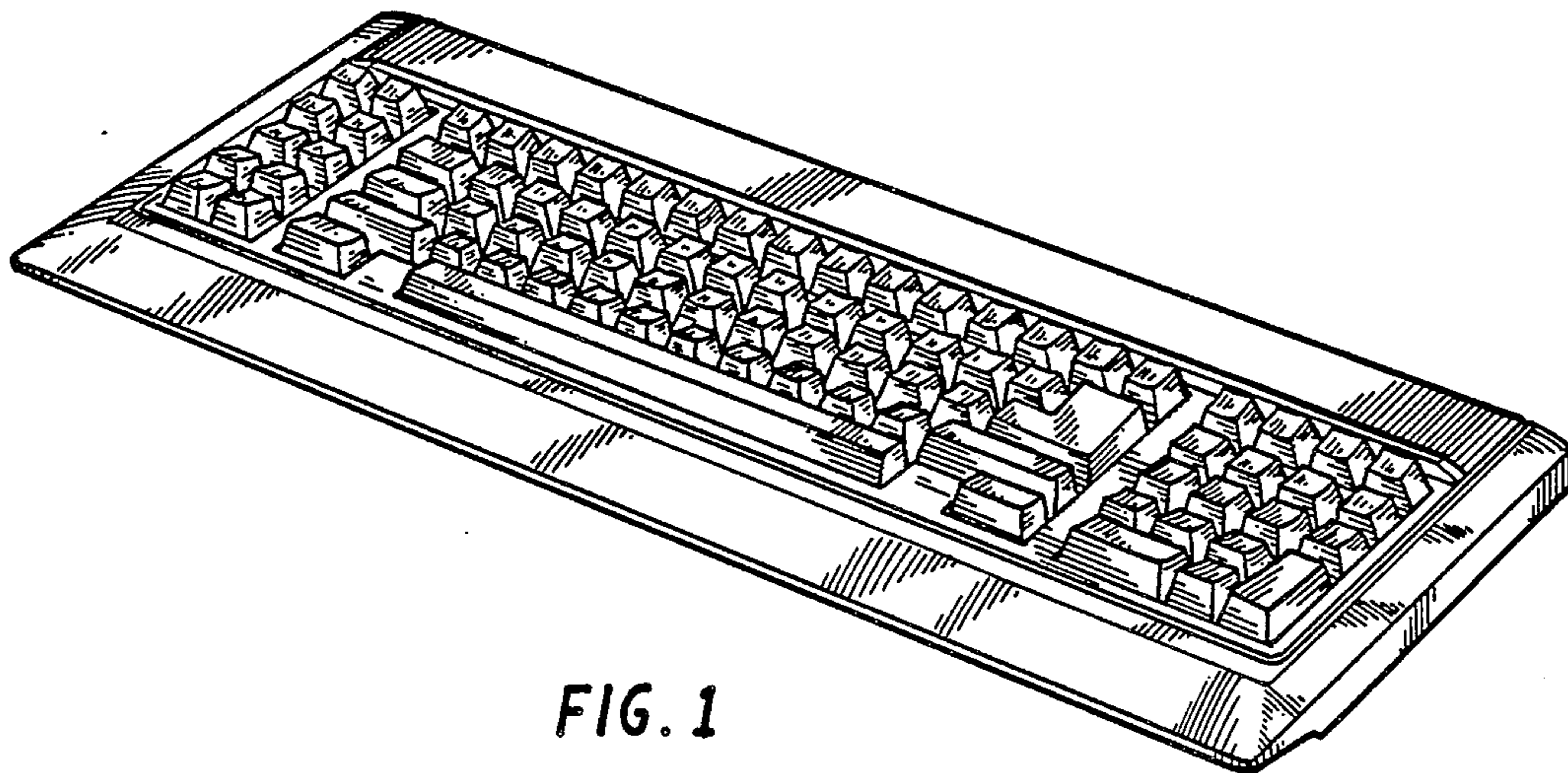


FIG. 1

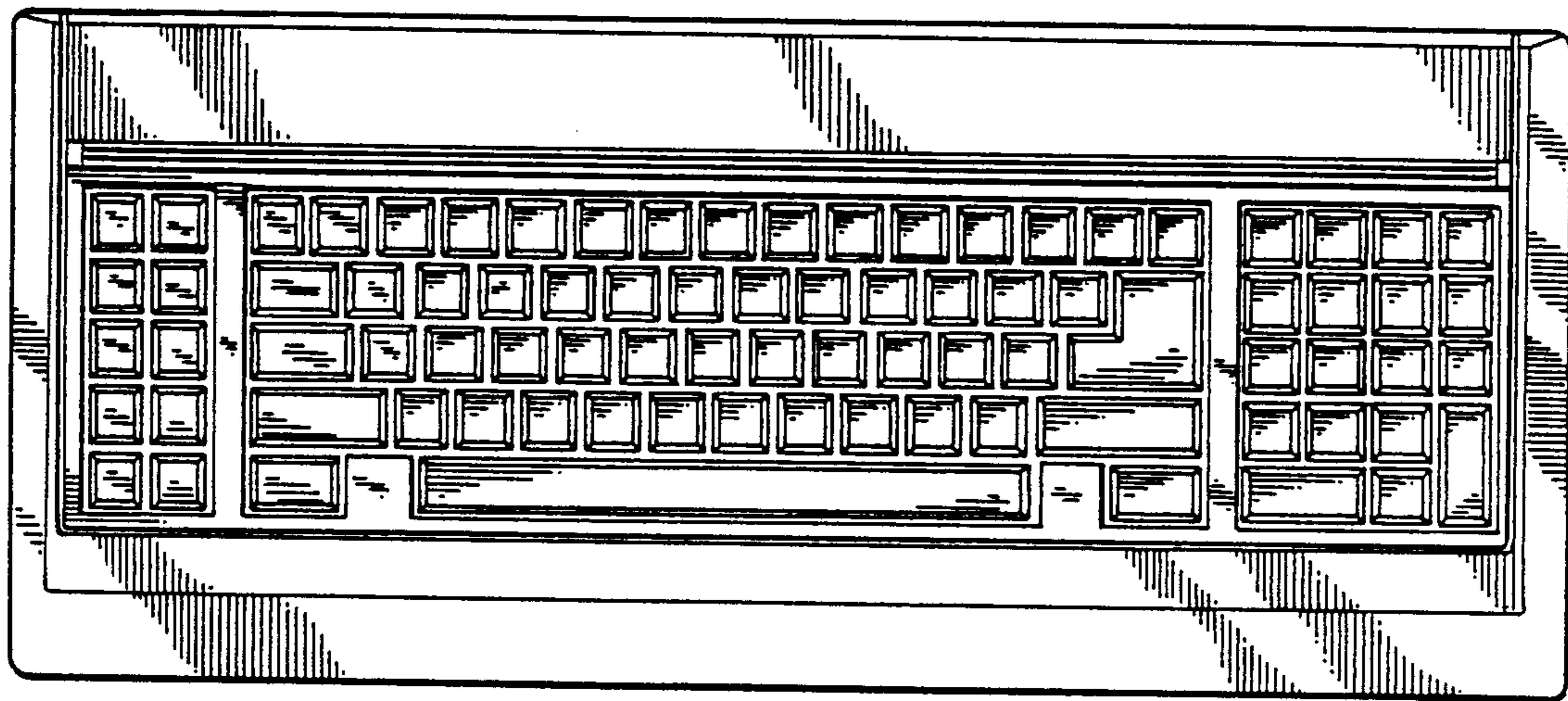


FIG. 2




FIG. 6

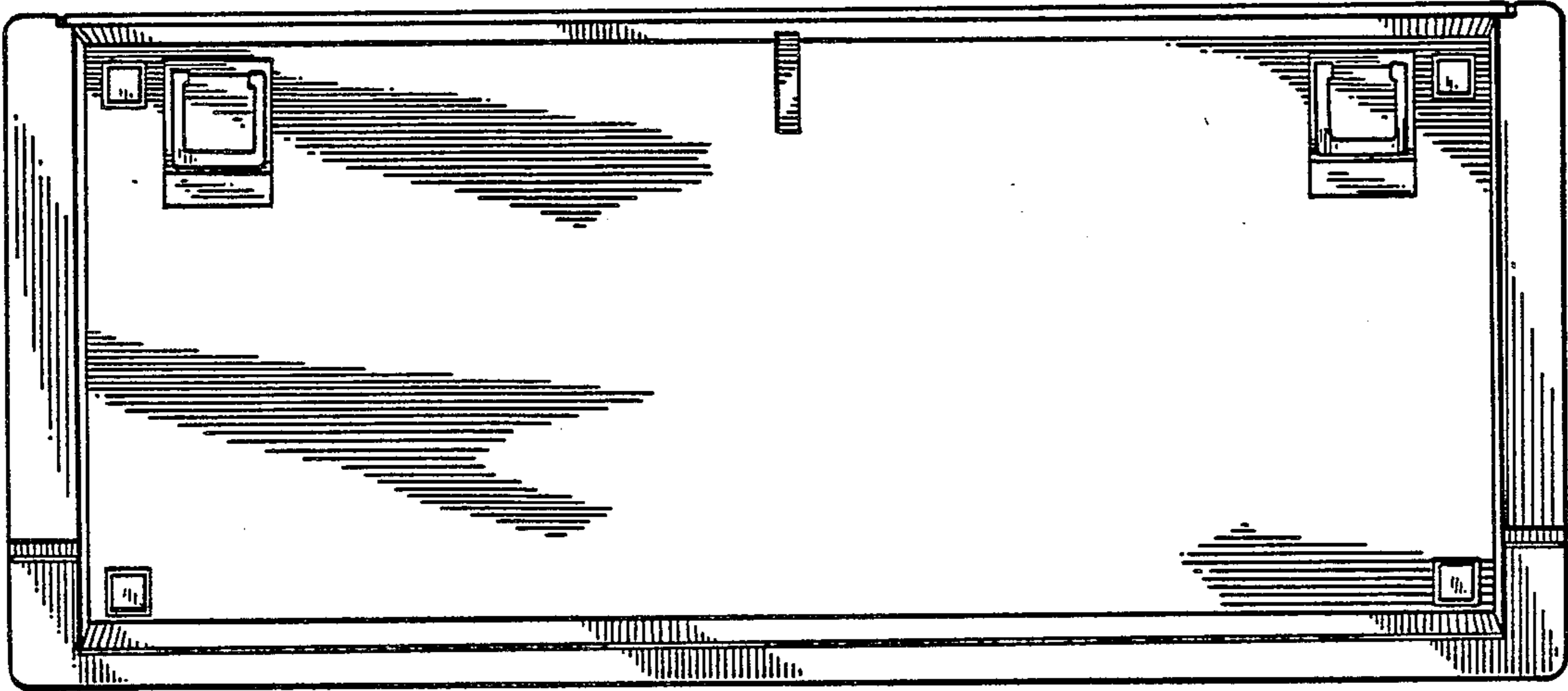


FIG. 3

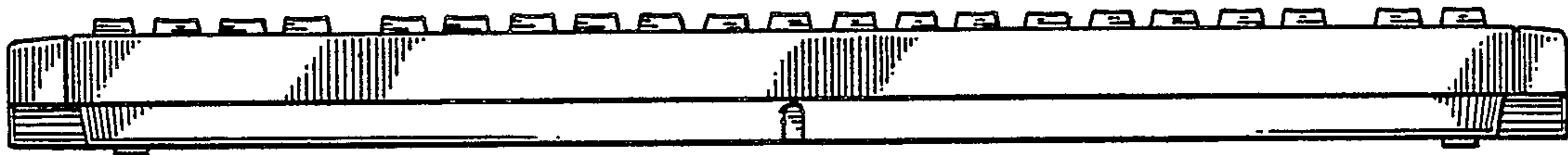


FIG. 7