

United States Patent [19]

Mastro et al.

[11] Patent Number: Des. 293,236

[45] Date of Patent: ** Dec. 15, 1987

[54] COMBINATION TELEPHONE HANDSET AND KEYBOARD CONSOLE BASE

[75] Inventors: Louis L. Mastro, Milford; Robert L. Demick, East Detroit, both of Mich.

[73] Assignee: Square D Company, Palatine, Ill.

[**] Term: 14 Years

[21] Appl. No.: 665,247

[22] Filed: Oct. 26, 1984

[52] U.S. Cl. D14/53; D14/62

[58] Field of Search D14/52, 53, 58, 62, D14/60, 63, 101, 115; 179/179, 100 R, 100 D, 100 L, 100 C, 101, 103

[56] **References Cited**

U.S. PATENT DOCUMENTS

D. 219,589	12/1970	Miller	D14/115
D. 233,764	11/1974	Marchese	D14/58
D. 237,505	11/1975	Thies	D14/58
D. 258,880	4/1981	Blomberg	D14/53
D. 266,512	10/1982	Furbershaw et al.	D14/58
D. 277,573	2/1985	McGarvey et al.	D14/53
D. 281,422	11/1985	Miura et al.	D14/62

D. 282,066	1/1986	Menei et al.	D14/62
D. 282,740	2/1986	Rood	D14/53
D. 283,319	4/1986	Marshall	D14/53
D. 283,507	4/1986	Van Gilluwe	D14/58
4,088,844	5/1978	Kinnaird, Jr.	179/99
4,375,584	3/1983	Muzumdar et al.	179/99 R X
4,568,801	2/1986	Gates et al.	179/146 R


Primary Examiner—Wallace R. Burke
Assistant Examiner—Horace B. Fay
Attorney, Agent, or Firm—Stephen A. Litchfield

[57] **CLAIM**

The ornamental design for a combination telephone handset and keyboard console base, substantially as shown and described.

DESCRIPTION

FIG. 1 is a front, top and right side perspective view of a combination telephone handset and keyboard console base showing our new design; FIG. 2 is a left side elevational view thereof; FIG. 3 is a rear elevational view thereof; and, FIG. 4 is a bottom plan view thereof. The showing in FIG. 3 of the coiled cord is in fragmentary form for ease of illustration.






Fig. 1

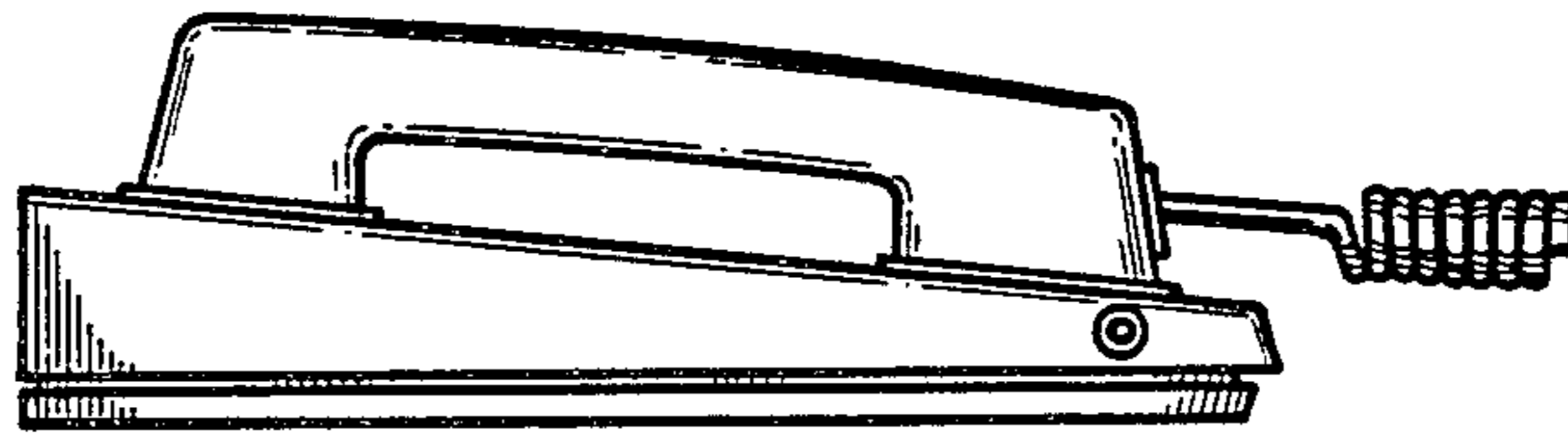


Fig. 2




Fig. 3

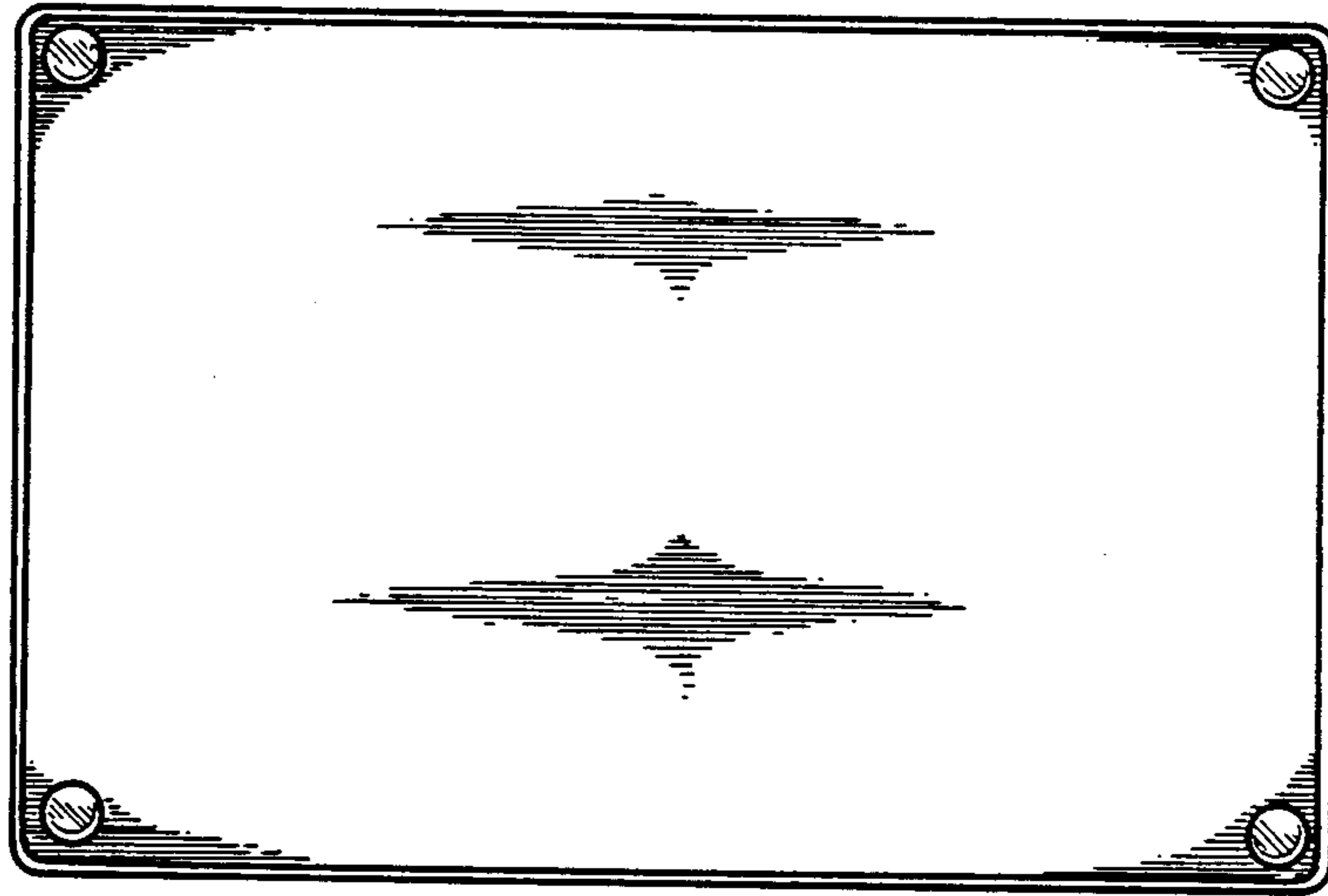


Fig. 4