

United States Patent [19]
O'Donovan

[11] **Patent Number: Des. 293,217**
[45] **Date of Patent: ** Dec. 15, 1987**

[54] **EAR ORNAMENT**

[76] **Inventor:** Thomas O'Donovan, Harbor Square,
Camden, Me. 04843

[**] **Term:** 14 Years

[21] **Appl. No.:** 739,201

[22] **Filed:** May 30, 1985

[52] **U.S. Cl.** D11/78

[58] **Field of Search** D11/2, 40, 42, 43, 45,
D11/47, 72, 78, 86-88; 63/1 R-2, 18-21, 23,
12-14 G

[56] **References Cited**

U.S. PATENT DOCUMENTS

D. 281,767 12/1985 Mason D11/78
482,257 9/1892 Larkin 63/20
4,497,186 2/1985 Mason D11/45
4,595,007 6/1986 Mericle 63/12

FOREIGN PATENT DOCUMENTS

134340 9/1902 Fed. Rep. of Germany 63/20

Primary Examiner—Louis S. Zarfas

Attorney, Agent, or Firm—Mark T. Basseches; Paula T. Basseches

[57] **CLAIM**

The ornamental design for an ear ornament, as shown and described.

DESCRIPTION

FIG. 1 is a front elevational view of an ear ornament showing my new design on a reduced scale;

FIG. 2 is a top plan view of the ear ornament on an enlarged scale.

FIG. 3 is a front elevational view on the scale of FIG. 2 of the rear ornament;

FIG. 4 is a side elevational view on the scale of FIG. 2 of the ear ornament;

FIG. 5 is a rear elevational view on the scale of FIG. 2 of the ear ornament;

FIG. 6 is a bottom plan view on the scale of FIG. 2 of the ear ornament.

The broken line showing of an ear in FIG. 1 is for illustrative purposes only and forms no part of the claimed design.


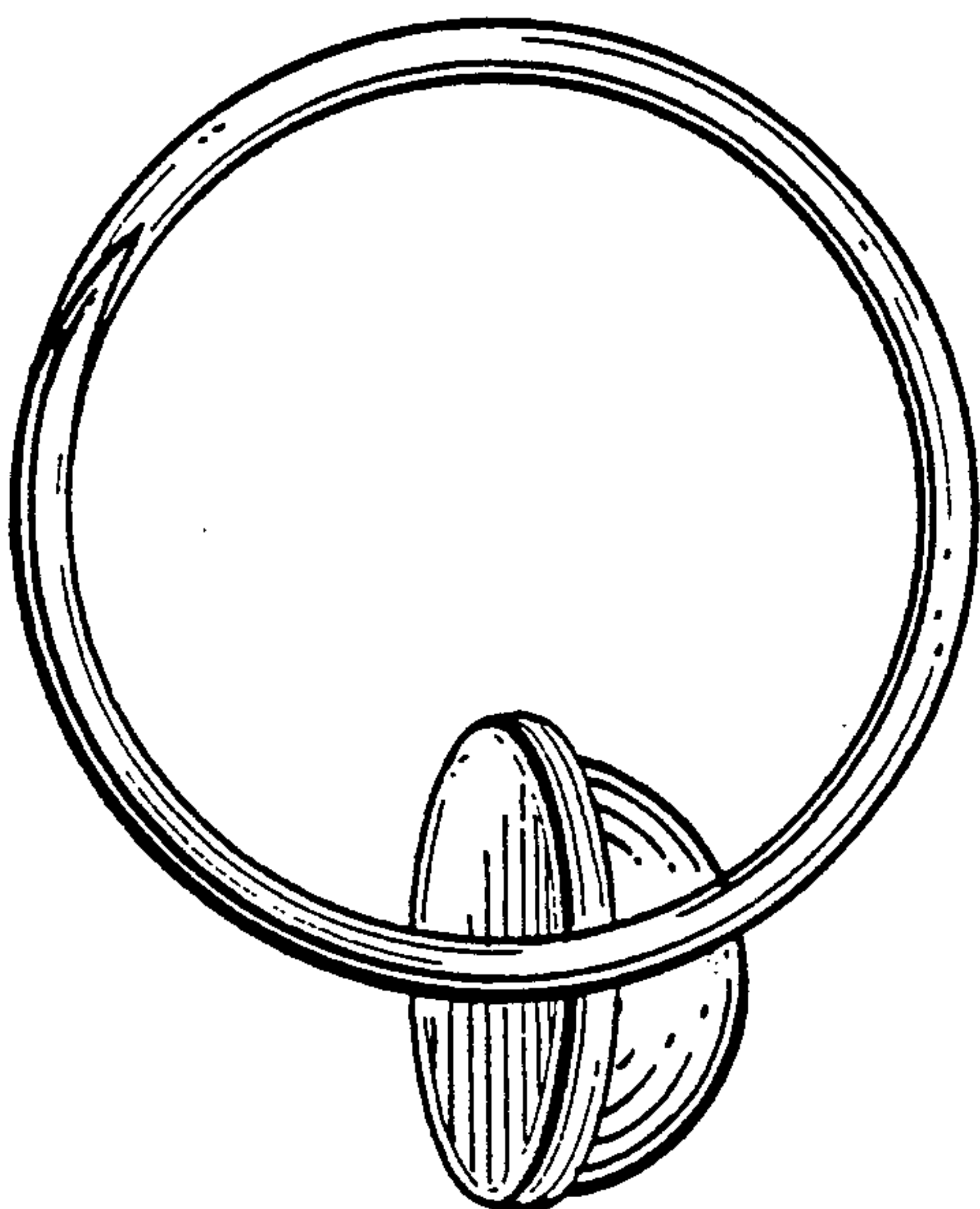


FIG. 1

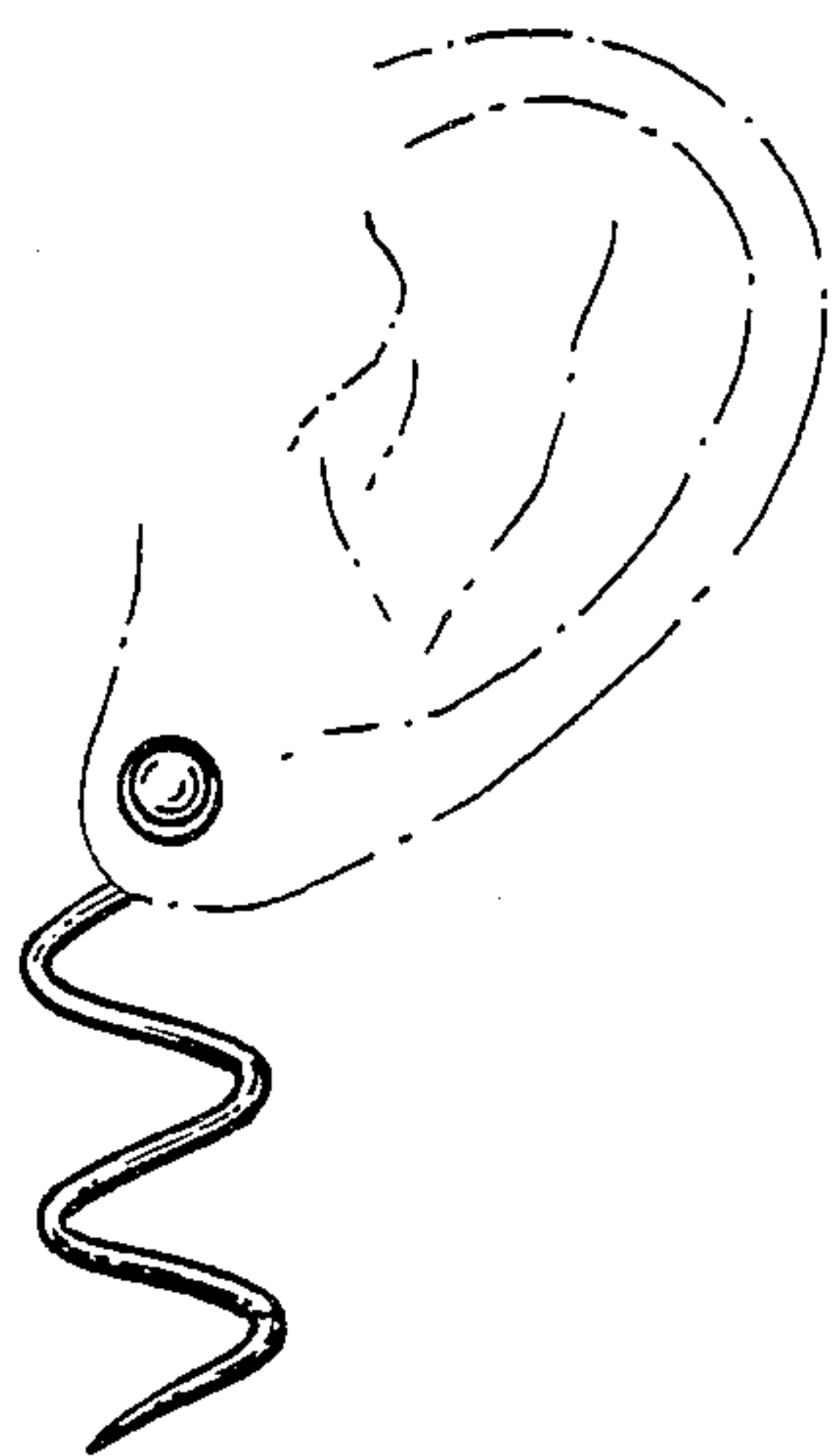


FIG. 2

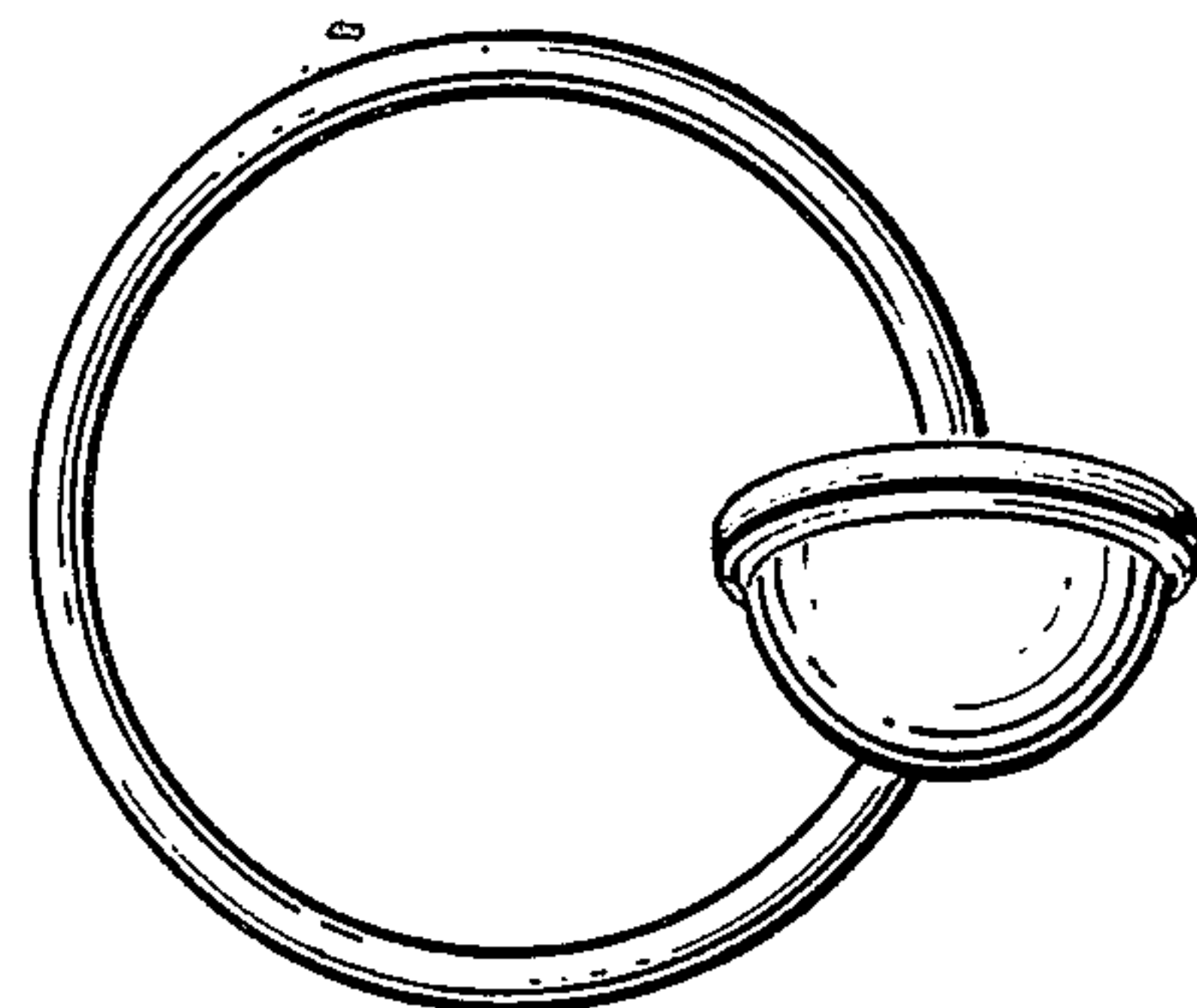


FIG. 3

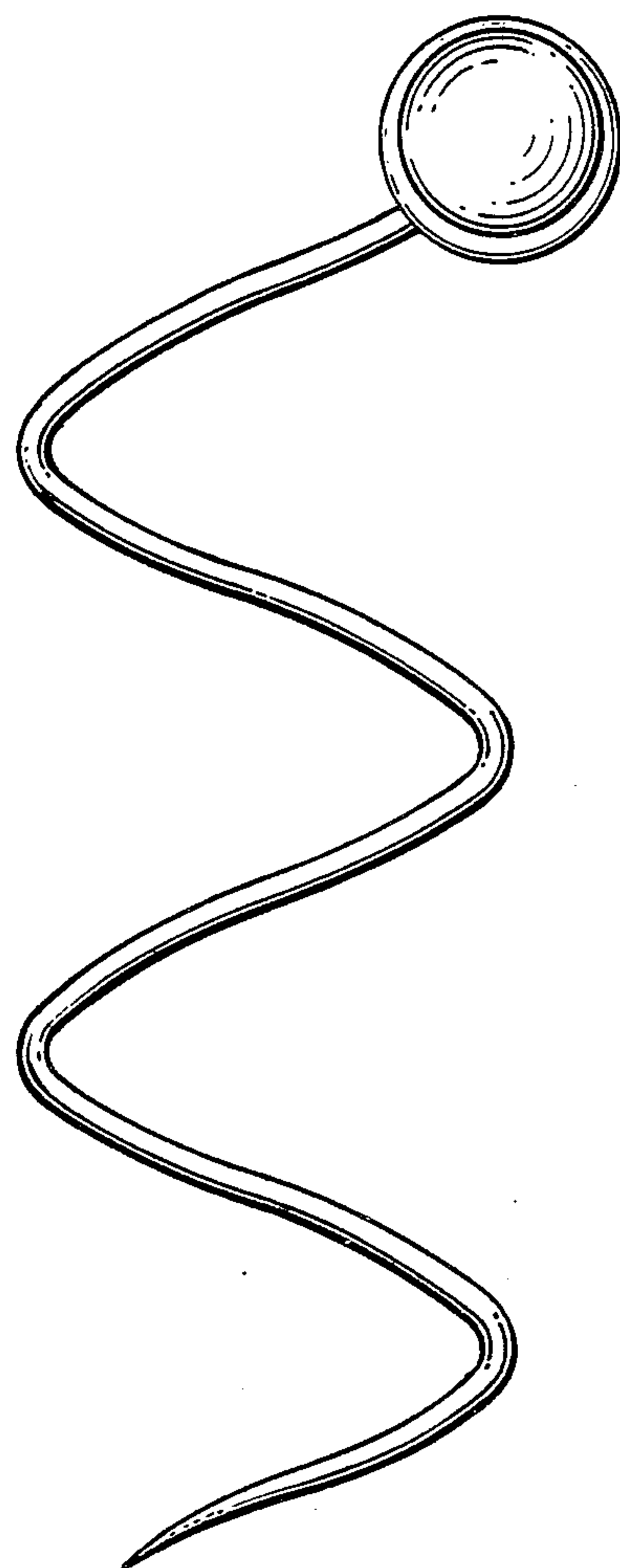


FIG. 4




FIG. 5




FIG. 6

