

# United States Patent [19]

West et al.

[11] Patent Number: Des. 293,202

[45] Date of Patent: \*\* Dec. 15, 1987

[54] UTILITY KNIFE HANDLE

[75] Inventors: Robert F. West, West Simsbury;  
George F. Weimann, Avon, both of  
Conn.

[73] Assignee: The Stanley Works, New Britain,  
Conn.

[\*\*] Term: 14 Years

[21] Appl. No.: 580,846

[22] Filed: Feb. 16, 1984

[52] U.S. Cl. .... D8/99; D8/107

[58] Field of Search ..... D8/98, 99, 107; 30/329,  
30/332, 335, 337, 343, 344

[56] References Cited

U.S. PATENT DOCUMENTS

D. 189,665 1/1961 Lamb ..... D8/98  
D. 223,795 6/1972 Covey ..... D8/107  
D. 240,500 7/1976 Richards ..... D8/99  
D. 249,325 9/1978 Rollband ..... D8/99

FOREIGN PATENT DOCUMENTS

79125 of 1950 Czechoslovakia ..... 30/344  
1413679 11/1975 United Kingdom ..... 30/337

OTHER PUBLICATIONS

Geyer's Dealer Topics p. 65, Jan. 1958, Utility Knife--  
top of page.

Lewis Safety Knives Catalog, 3-Way Scraper Knife.

Primary Examiner—Susan J. Lucas

Assistant Examiner—C. E. Heflin

Attorney, Agent, or Firm—Chilton, Alix & VanKirk

[57] CLAIM

The ornamental design of a utility knife handle, as  
shown and described.

DESCRIPTION

FIG. 1 is a front view of the utility knife handle show-  
ing our new design;

FIG. 2 is a top view thereof;

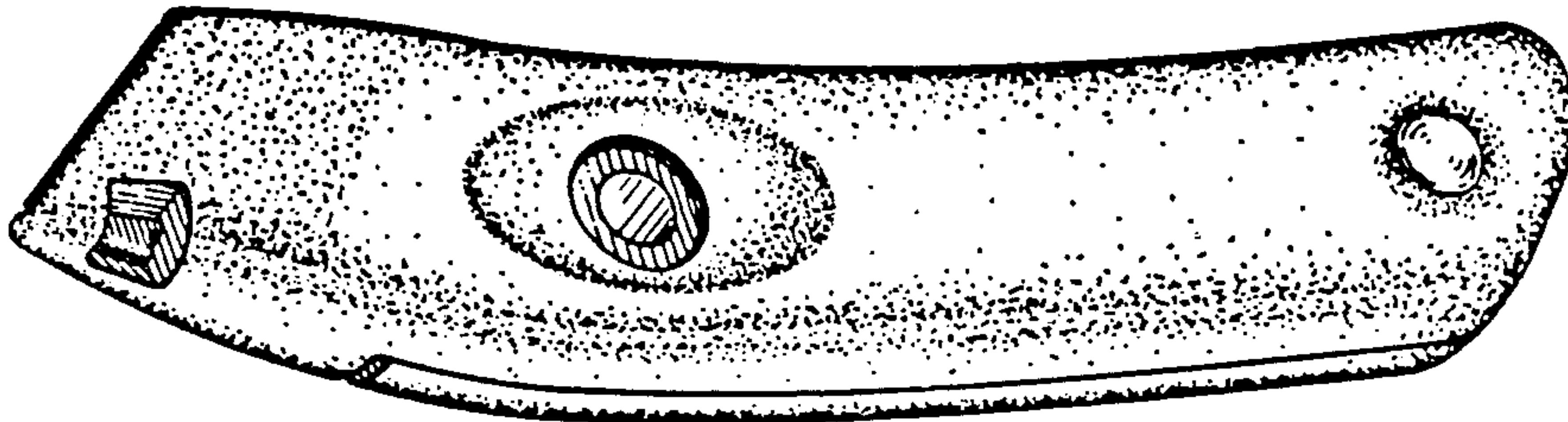
FIG. 3 is a bottom view thereof;

FIG. 4 is a back view thereof;

FIG. 5 is a left end view thereof;

FIG. 6 is a right end view thereof; and

FIG. 7 is a perspective view thereof.



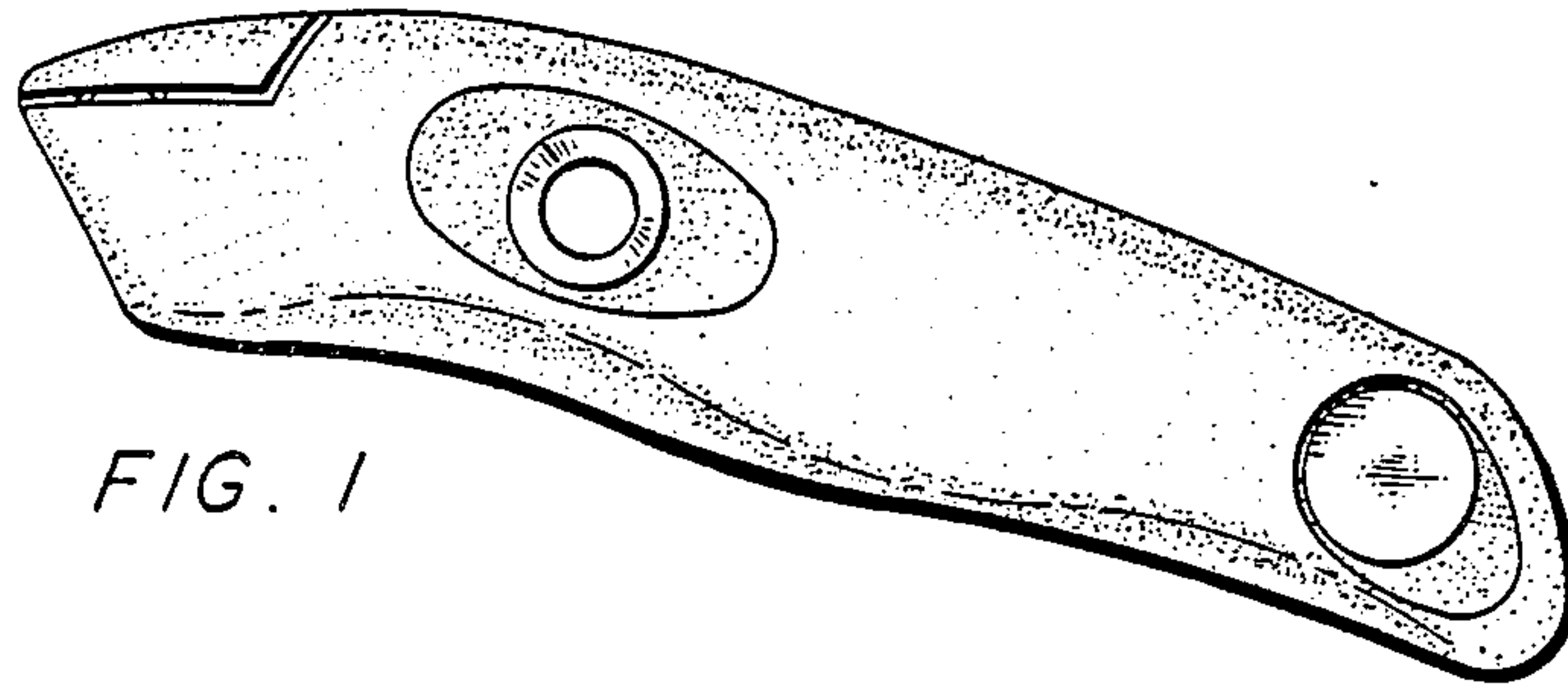


FIG. 1




FIG. 2




FIG. 3

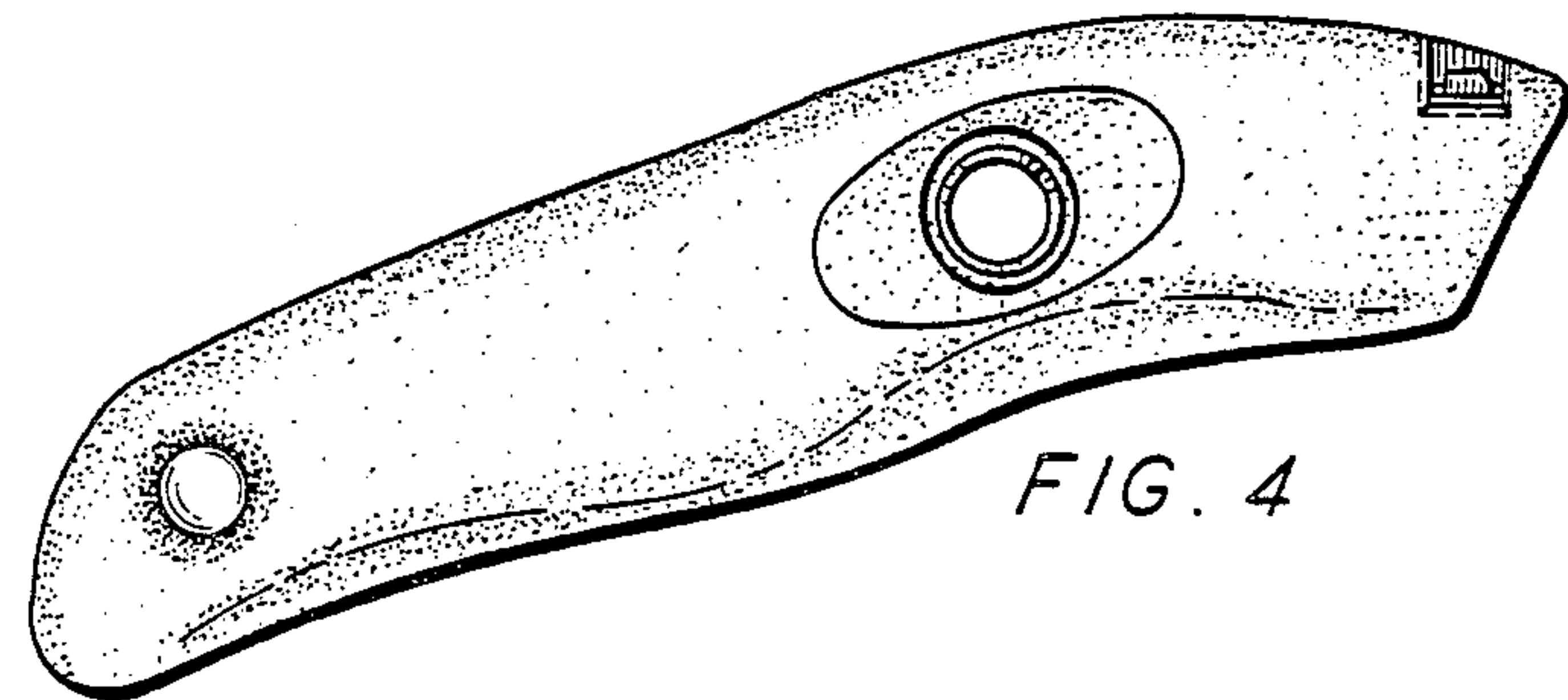


FIG. 4



FIG. 5

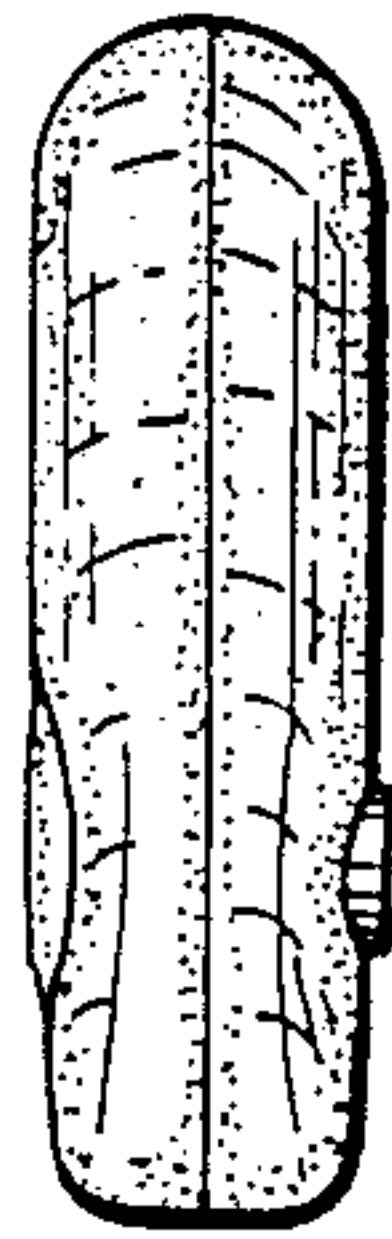


FIG. 6

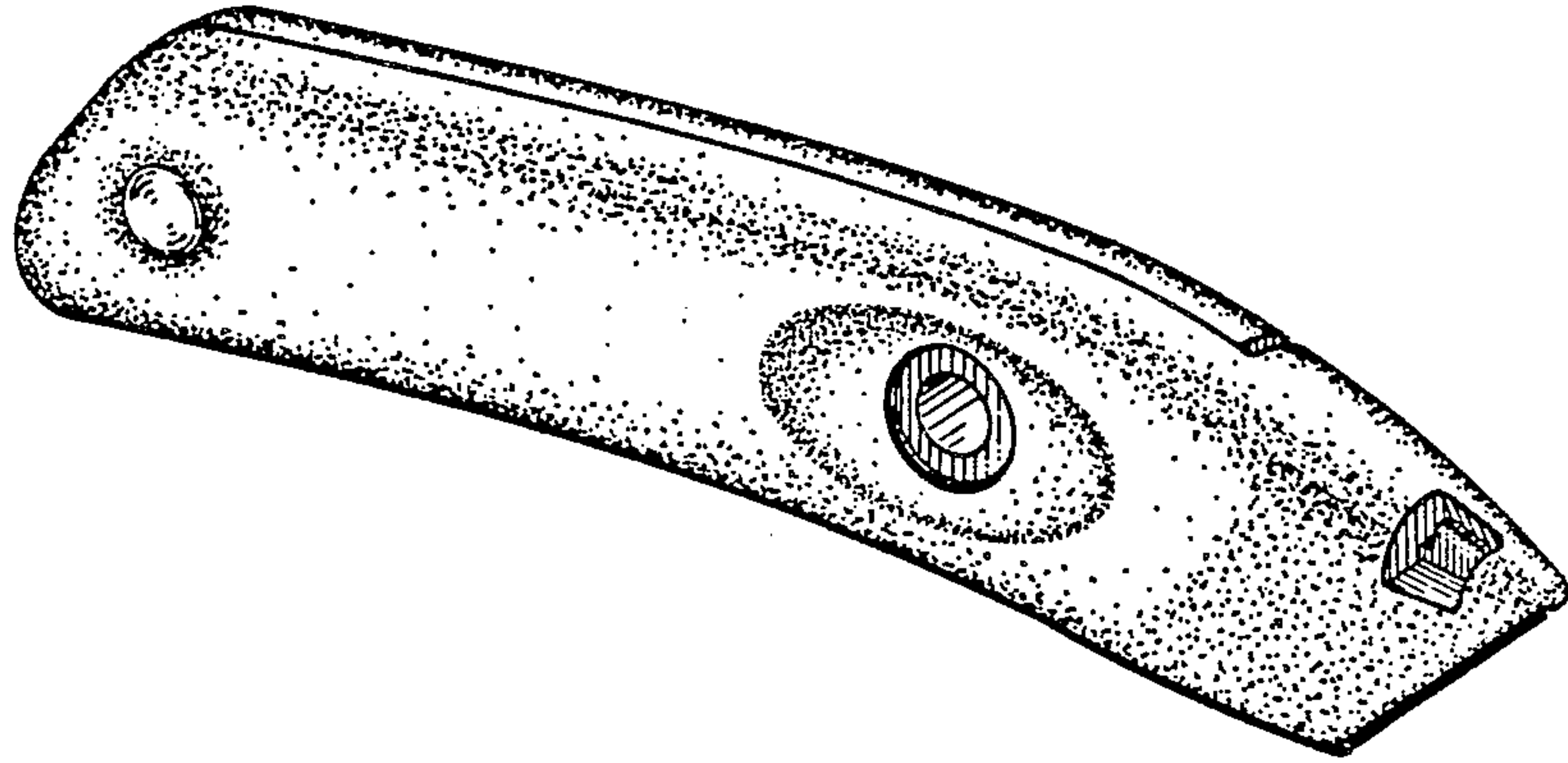


FIG. 7