

United States Patent [19]

Wood

[11] Patent Number: **Des. 293,133**

[45] Date of Patent: **** Dec. 8, 1987**

[54] LIGHT ASSEMBLY FOR MOTOR VEHICLE

[75] Inventor: P. John Wood, Solana Beach, Calif.

[73] Assignee: BAC-OFF Corporation, San Diego, Calif.

[**] Term: 14 Years

[21] Appl. No.: 737,522

[22] Filed: May 24, 1985

[52] U.S. Cl. D26/28

[58] Field of Search D26/28-36;
362/61, 80-83, 269; 340/81, 84, 87

[56] References Cited

U.S. PATENT DOCUMENTS

D. 57,890	5/1921	Collier	D26/28
D. 274,371	6/1984	Shanklin	D26/28
2,300,896	11/1942	Hosmer	177/327
3,109,158	10/1963	Coombs	340/66
3,305,829	2/1967	Knez	340/72
3,375,496	3/1968	Antunovic	340/72
3,441,906	4/1969	Nielsen	340/72
3,460,089	8/1969	Gregory	340/67
3,501,742	3/1970	Ellison	340/71
3,568,146	3/1971	Knez	340/72
3,629,820	12/1971	Sakurai	340/72
3,656,104	4/1972	Samra	340/97
3,676,844	7/1972	Hendrickson	340/71

3,693,151	9/1972	Hasegawa et al.	340/72
3,800,430	4/1974	Samra	362/61
3,914,739	10/1972	Caughlin et al.	340/72
4,403,210	9/1983	Sullivan	340/72
4,449,167	5/1984	Cohen	362/80 X

FOREIGN PATENT DOCUMENTS

2812178 9/1979 Fed. Rep. of Germany 340/72

Primary Examiner—Susan J. Lucas

Attorney, Agent, or Firm—Brown, Martin, Haller & Meador

[57] CLAIM

The ornamental design for a light assembly for motor vehicle, substantially as shown and described.

DESCRIPTION

FIG. 1 is a perspective view of a light assembly for motor vehicle, showing my new design;

FIG. 2 is a right side elevational view thereof on an enlarged scale;

FIG. 3 is a front elevational view thereof on an enlarged scale;

FIG. 4 is a top plan view thereof on an enlarged scale;

FIG. 5 is a rear elevational view thereof on an enlarged scale; and

FIG. 6 is a bottom plan view thereof on an enlarged scale.




FIG. 1

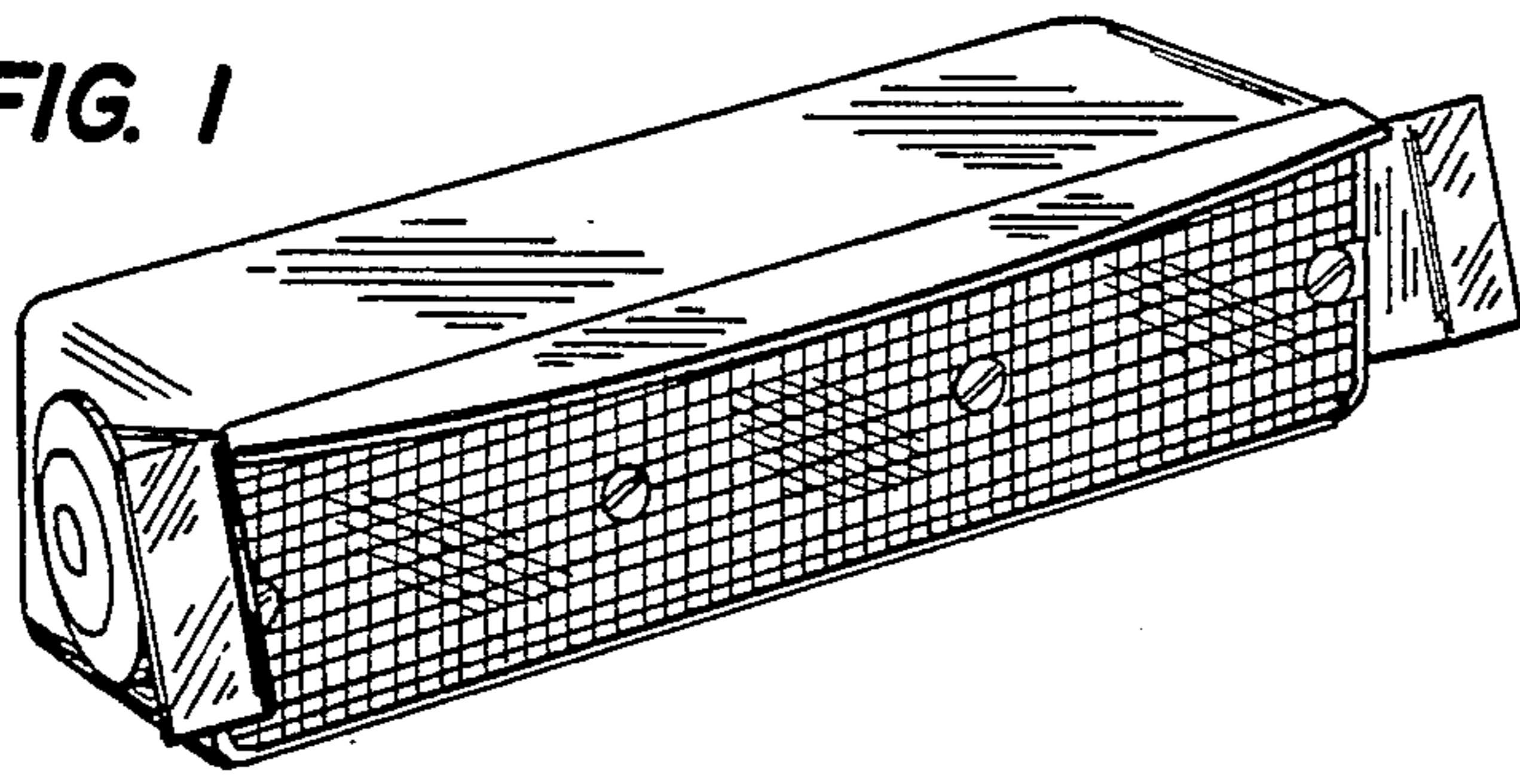


FIG. 2

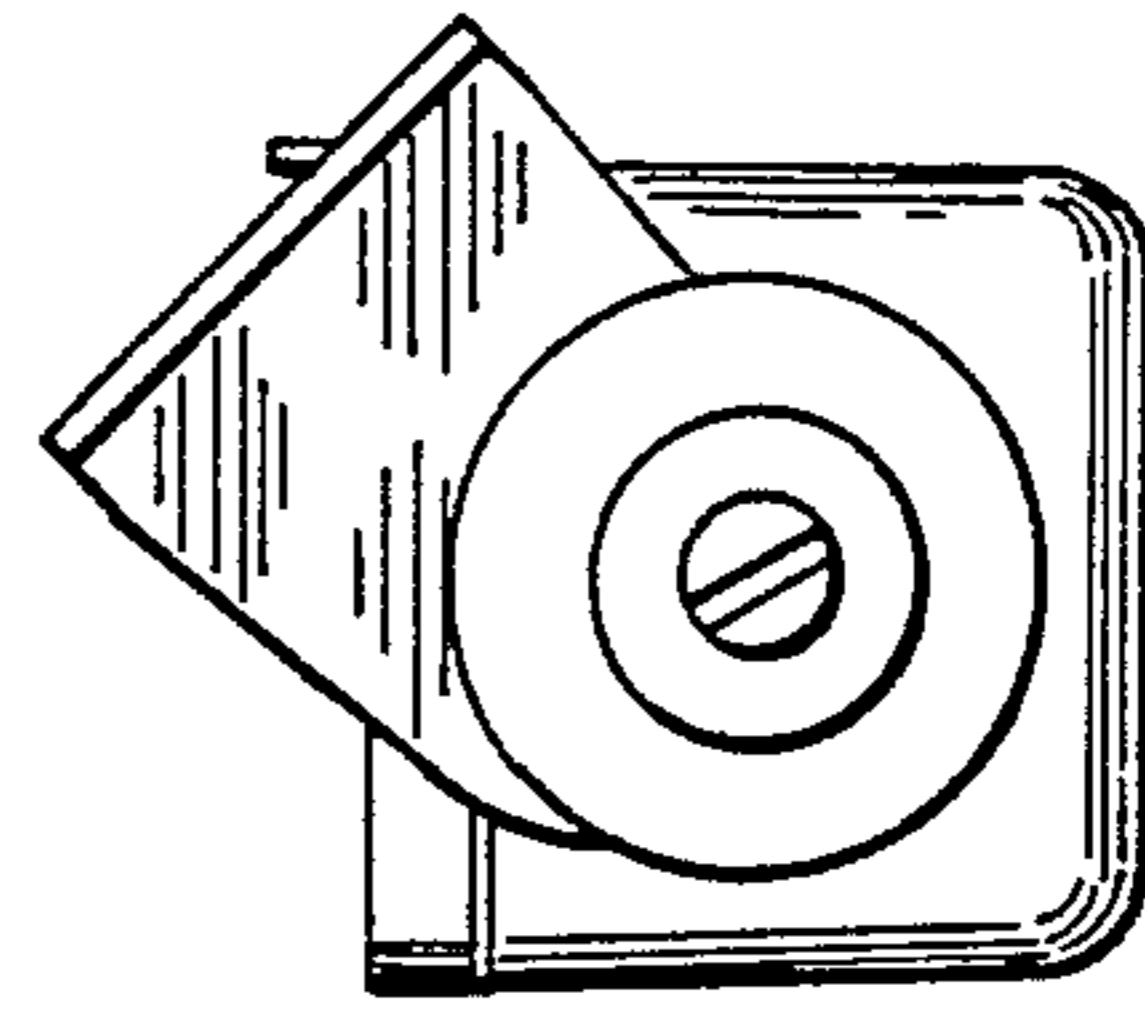


FIG. 3

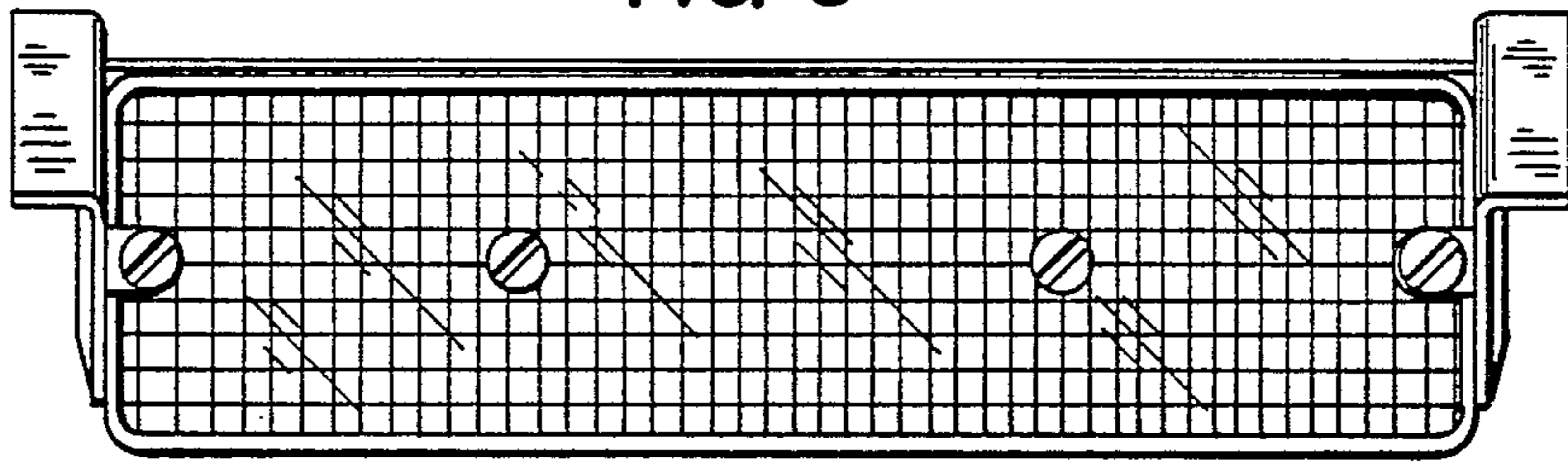


FIG. 4

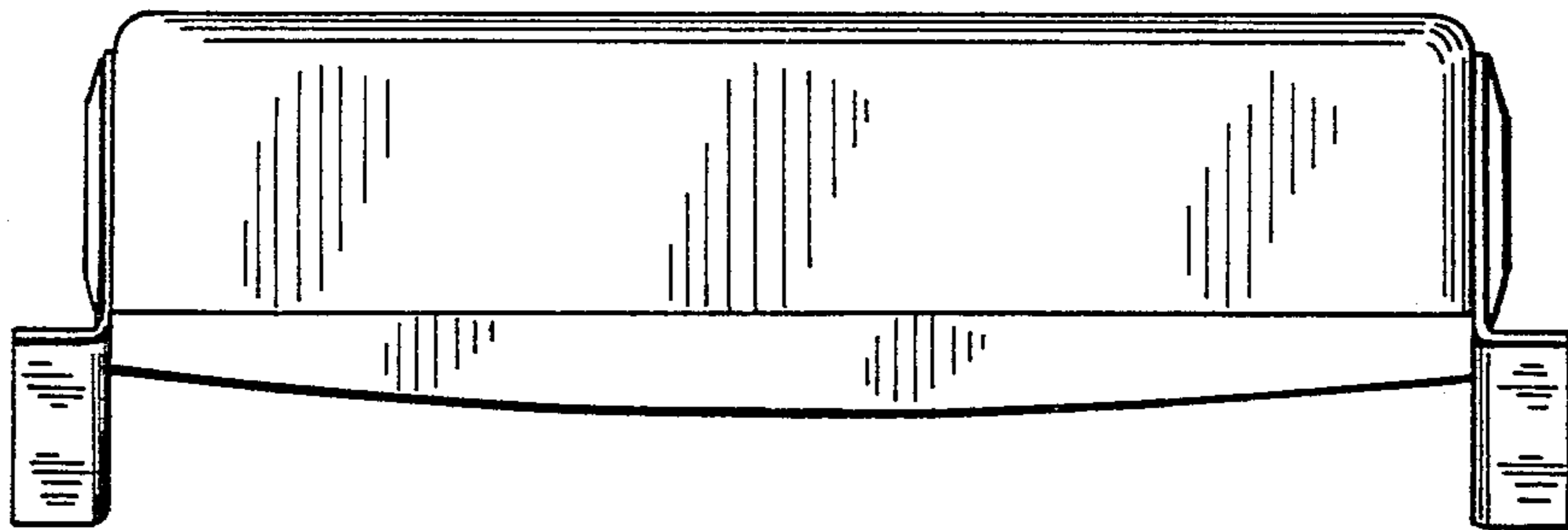


FIG. 5




FIG. 6

