

United States Patent [19]

Cerola

[11] Patent Number: Des. 293,070

[45] Date of Patent: ** Dec. 8, 1987

[54] COUNTERTOP COOKING RANGE

4,517,886 5/1985 Bales 126/41 R

[75] Inventor: Joseph J. Cerola, Noblesville, Ind.

[73] Assignee: Roper Corporation, Kankakee, Ill.

[*] Notice: The portion of the term of this patent subsequent to Dec. 8, 2001 has been disclaimed.

[**] Term: 14 Years

[21] Appl. No.: 674,198

[22] Filed: Nov. 21, 1984

[52] U.S. Cl. D7/346

[58] Field of Search D7/346, 348, 402, 406, D7/407, 408, 362-367; 219/443, 445-446, 448, 450, 455, 457-458; 126/211, 214 A, 214 C, 220, 37 R, 37 A, 39 R, 39 B, 39 E, 39 H

[56] References Cited

U.S. PATENT DOCUMENTS

D. 267,770	2/1983	Fischer	D7/346
3,926,171	12/1975	Kurek et al.	126/39 B
4,413,610	11/1983	Berlik	126/39 R
4,508,097	4/1985	Berg	219/400

OTHER PUBLICATIONS

Merchandising, vol. 6, Sep. 1981, p. 79, Jenn-Air.

Primary Examiner—Wallace R. Burke

Assistant Examiner—Ruth Takemoto

Attorney, Agent, or Firm—Leydig, Voit & Mayer

[57] CLAIM

The ornamental design for a countertop cooking range, as shown and described.

DESCRIPTION

FIG. 1 is a front perspective view of a countertop cooking range showing my new design;

FIG. 2 is a top plan view thereof;

FIG. 3 is a front elevational view thereof; and

FIG. 4 is a top plan view of a second embodiment thereof, wherein the only difference is on the top surface as shown.

The undisclosed sides, rear and bottom are conventional and unornamental and the broken lines showing a countertop in FIGS. 1-4 are for illustrative purposes only and form no part of the claimed design.

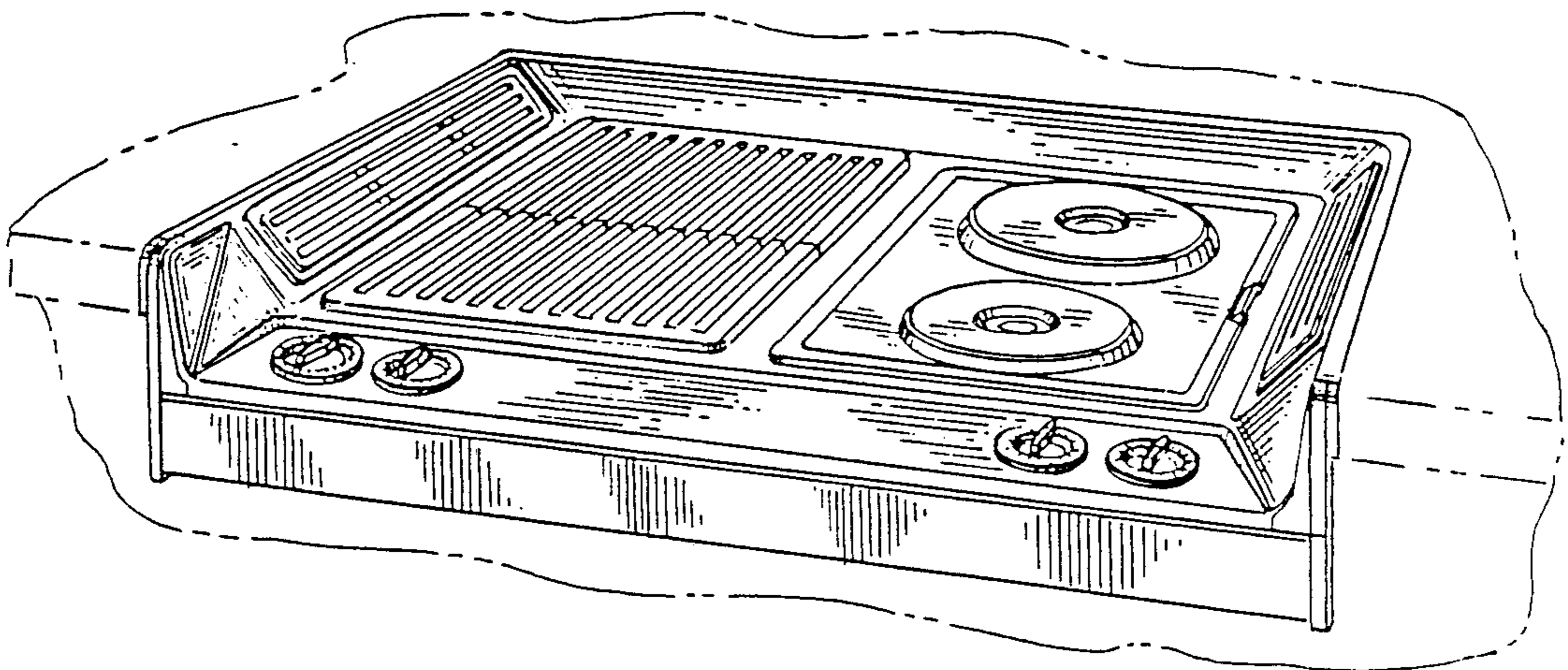


FIG. 1

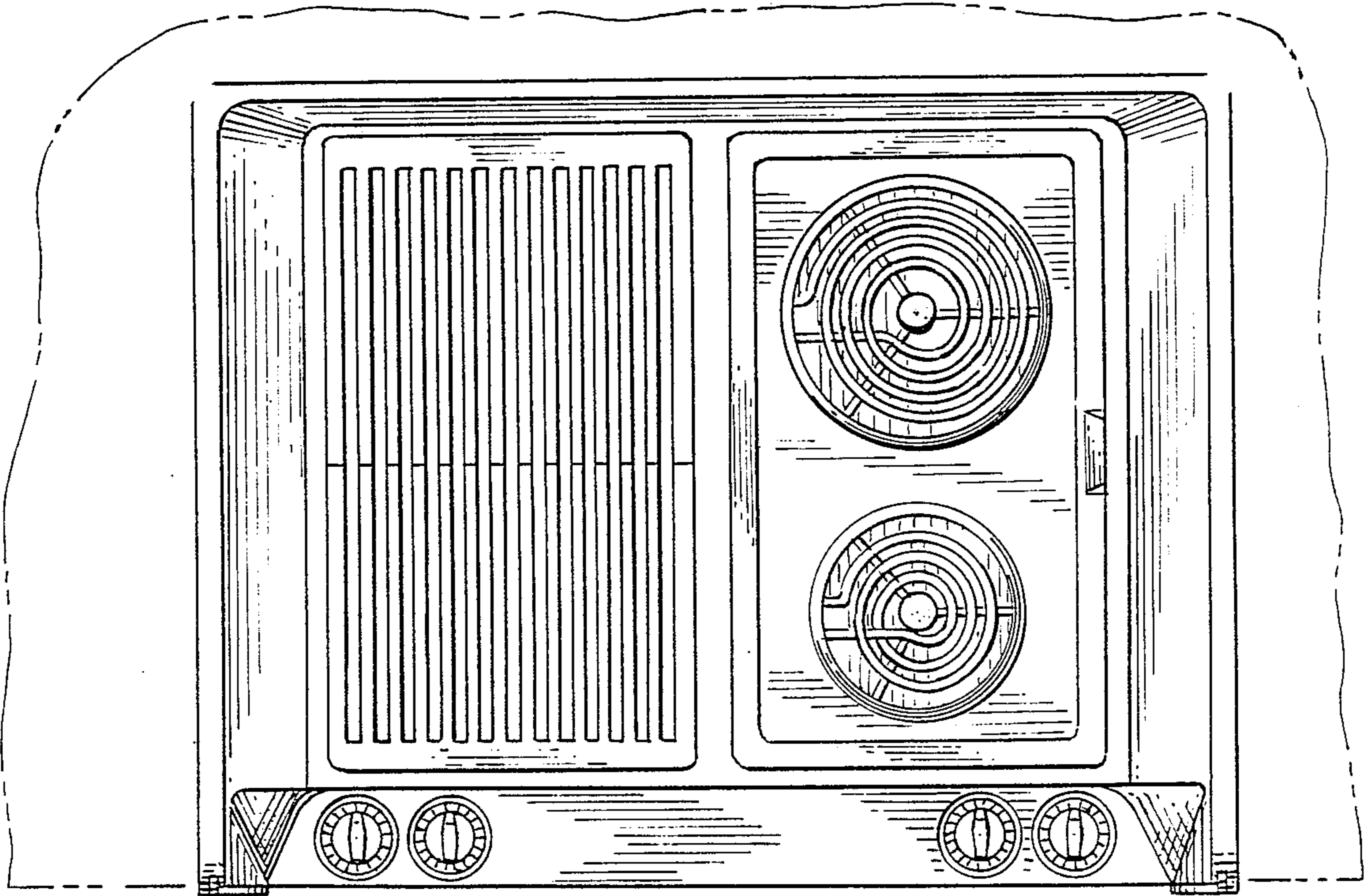
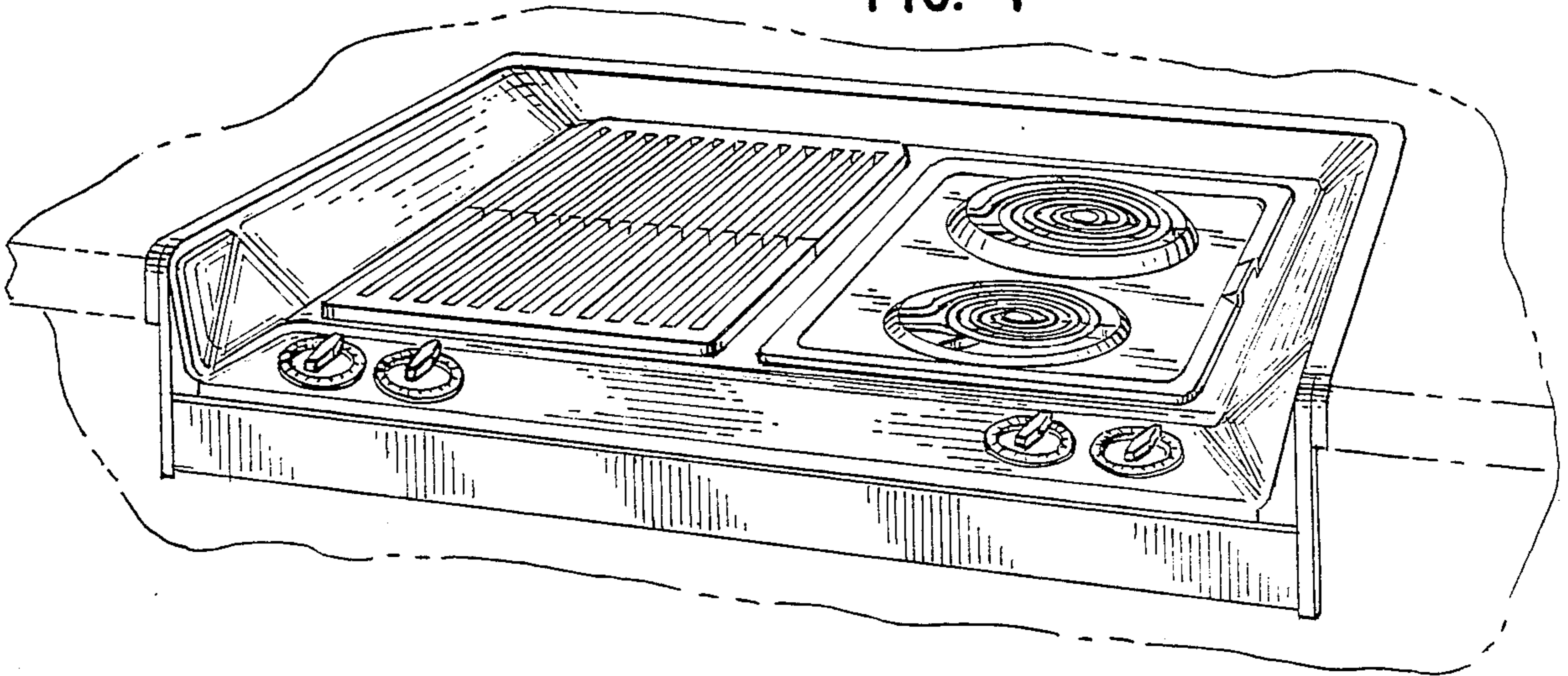


FIG. 2

FIG. 3

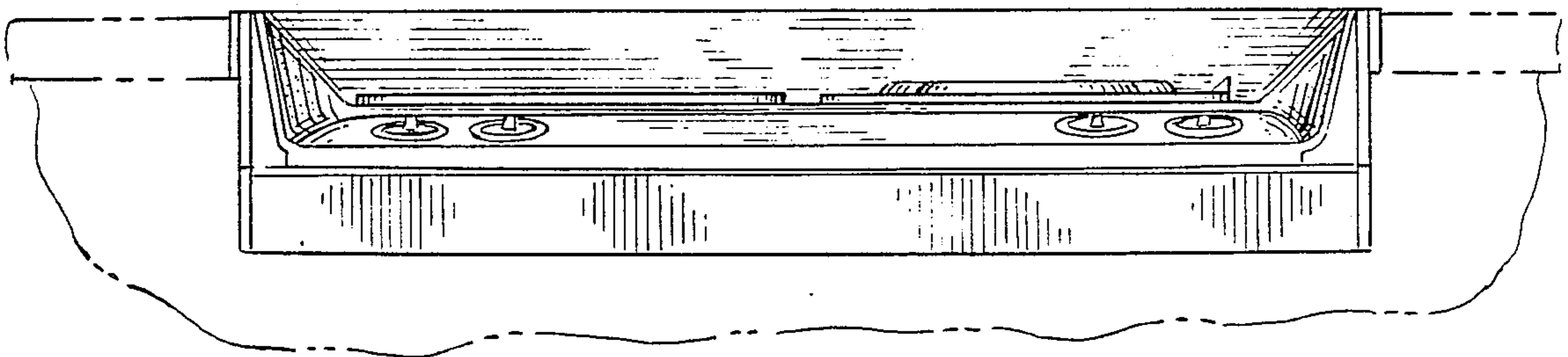


FIG. 4

