

**United States Patent** [19]  
**Noyce**

[11] **Patent Number: Des. 293,025**

[45] **Date of Patent: \*\* Dec. 1, 1987**

[54] **BALUSTER**

[75] **Inventor: John B. Noyce, Roswell, Ga.**

[73] **Assignee: Manufacturers Merchandising Corp.,  
Roswell, Ga.**

[\*\*] **Term: 14 Years**

[21] **Appl. No.: 672,074**

[22] **Filed: Nov. 16, 1984**

[52] **U.S. Cl. .... D25/129**

[58] **Field of Search ..... D25/73, 74, 77; 52/720;  
256/59**

[56] **References Cited  
PUBLICATIONS**

Complete Book of Power Tools by R. J. DeCristoforo,  
c. 1972, p. 267, Spindle in top illustration.  
Nord Spindles & Accessories Pamphlet, p. 5, items 2  
and 5.

Sweet's Catalog File 1984, Products for Home Building  
and Remodeling, 6.9/Sc, p. 8, item P-65.

*Primary Examiner*—A. Hugo Word

*Attorney, Agent, or Firm*—Jones, Askew & Lunsford

[57] **CLAIM**

The ornamental design for a baluster, substantially as  
shown.

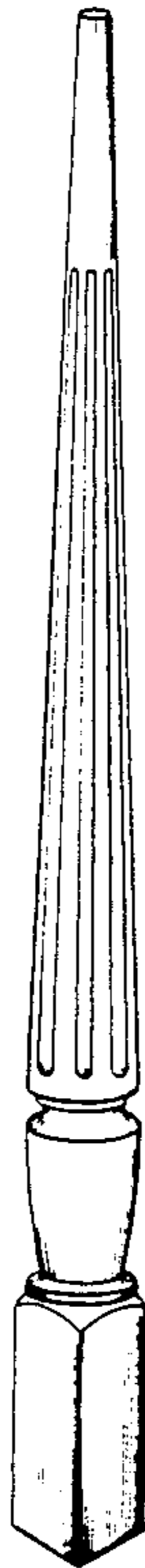
**DESCRIPTION**

FIG. 1 is a perspective view of a baluster showing my  
new design;

FIG. 2 is a side elevational view thereof;

FIG. 3 is a top plan view thereof; and

FIG. 4 is a bottom plan view thereof.



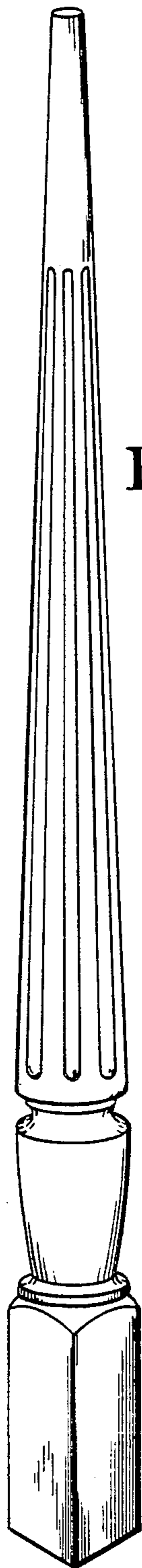


Fig. 1



Fig. 2

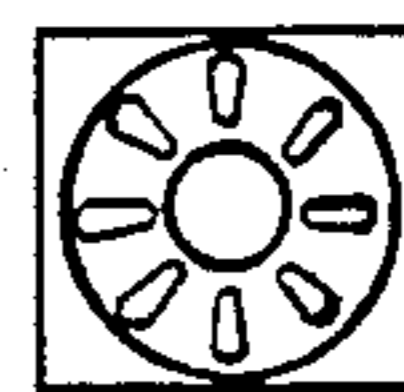


Fig. 3



Fig. 4