

# United States Patent [19]

Grambush et al.

[11] Patent Number: **Des. 292,922**

[45] Date of Patent: **\*\* Nov. 24, 1987**

[54] **PORTABLE TELEPHONE SET**

[75] Inventors: **Douglas H. Grambush**, Irvine; **Alix A. Moore**, Santa Ana, both of Calif.

[73] Assignee: **Fujitsu Limited**, Kawasaki, Japan

[\*\*] Term: **14 Years**

[21] Appl. No.: **822,855**

[22] Filed: **Jan. 27, 1986**

[52] U.S. Cl. .... **D14/64; D14/63; D14/53**

[58] Field of Search ..... **D14/53, 64, 63; 379/59, 379/61, 60, 62, 58, 63; 455/89, 90, 347, 351, 128**

[56] **References Cited**

**U.S. PATENT DOCUMENTS**

- D. 234,605 3/1975 Larson ..... D14/62 X
- D. 247,564 3/1978 Greene ..... D14/64
- D. 269,873 7/1983 Nagele et al. .... D14/53

- D. 274,245 6/1984 Coons et al. .... D14/53 X
- D. 284,759 7/1986 Nagele et al. .... D14/64 X
- D. 289,044 3/1987 Natanake ..... D14/64


*Primary Examiner*—Wallace R. Burke  
*Assistant Examiner*—Horace B. Fay  
*Attorney, Agent, or Firm*—Staas & Halsey

[57] **CLAIM**

The ornamental design for a portable telephone set, as shown and described.

**DESCRIPTION**

FIG. 1 is a perspective view of a portable telephone set showing our new design;  
FIG. 2 is a front elevational view thereof;  
FIG. 3 is a rear elevational view thereof;  
FIG. 4 is a left side elevational view thereof;  
FIG. 5 is a right side elevational view thereof;  
FIG. 6 is a top plan view thereof; and  
FIG. 7 is a bottom plan view thereof.






FIG. 3.

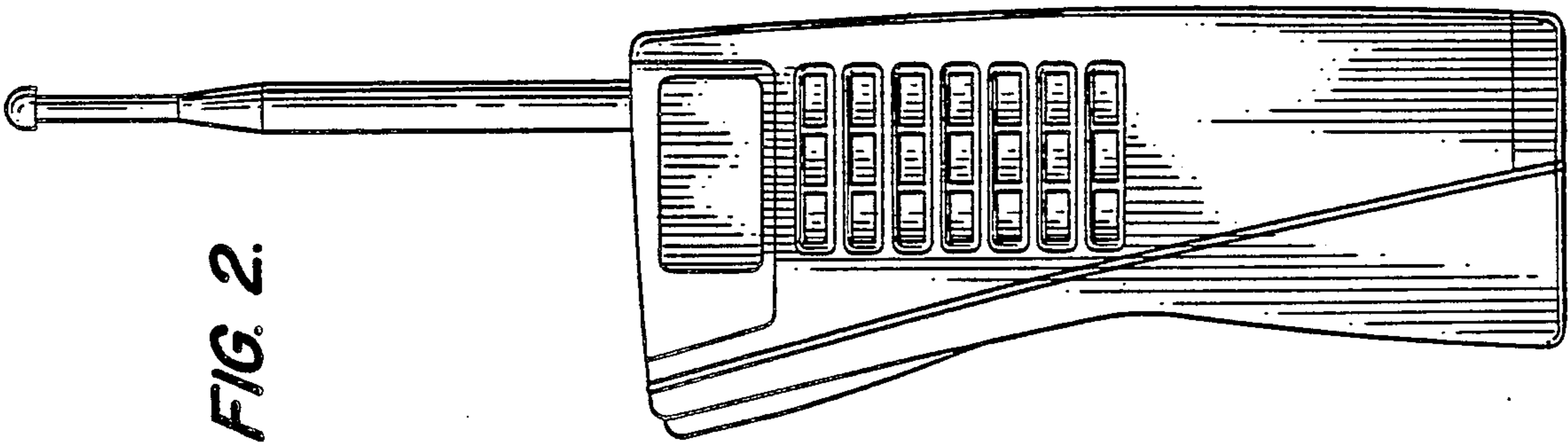


FIG. 2.

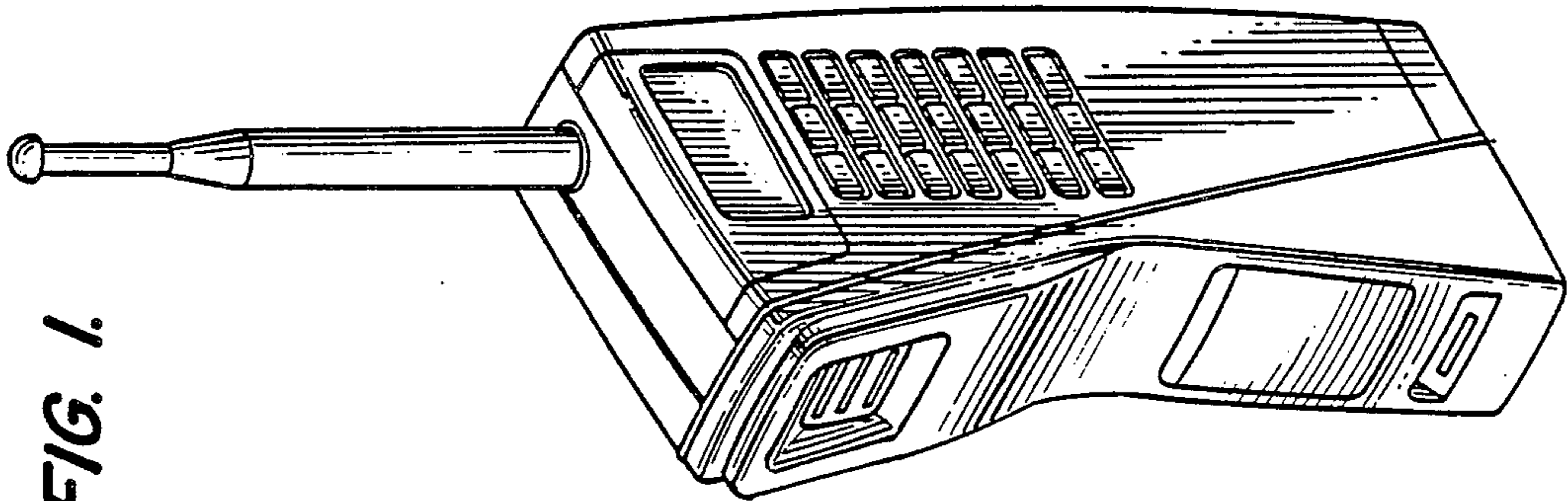

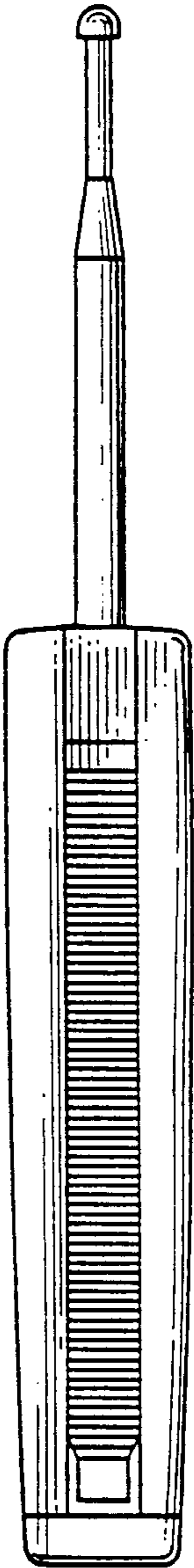


FIG. 1.

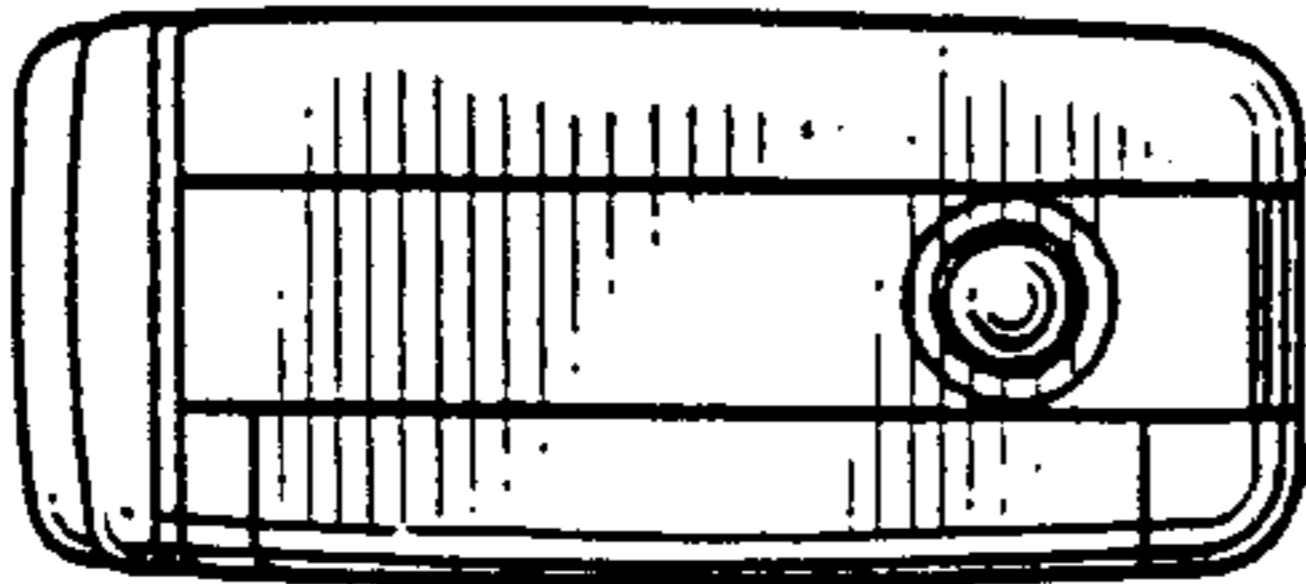
*FIG. 4.*



*FIG. 5.*



*FIG. 6.*



*FIG. 7.*

