

[54] **GARDEN TROWEL**
 [75] **Inventor: Gary M. Scott, Milwaukie, Oreg.**
 [73] **Assignee: Wallace Mfg. Corp., Enfield, Conn.**
 [**] **Term: 14 Years**
 [21] **Appl. No.: 750,022**
 [22] **Filed: Jul. 1, 1985**
 [52] **U.S. Cl. D8/10**
 [58] **Field of Search D8/1, 10, 13; 172/371, 172/374; 294/49, 54-58; 16/110 R, 111 R, 122, 125, 127**

D. 257,551 11/1980 Nadle D8/10
 D. 272,799 2/1984 Pluss D8/10
 D. 275,167 7/1982 Laslo D7/134
 D. 275,168 3/1982 Watanabe D7/151
 D. 275,169 3/1982 Watanabe D7/151
 D. 275,544 3/1982 Watanabe D7/151
 1,620,480 3/1927 Matthai D8/10 X
 3,057,146 10/1962 Anderson D8/13 X
 3,804,450 4/1974 Guenzel 294/51

Primary Examiner—Wallace R. Burke
Assistant Examiner—Brian N. Vinson
Attorney, Agent, or Firm—Foley & Lardner

[56] **References Cited**
U.S. PATENT DOCUMENTS
 D. 23,226 4/1894 Brand D8/10
 D. 29,737 11/1898 Gunning et al. D39/10
 D. 34,762 7/1901 Hall D8/13
 151,238 5/1914 Metcalfe et al. .
 D. 180,018 4/1957 Greiner D39/1
 D. 190,920 7/1961 Hogan D8/13
 D. 198,138 5/1964 Langlie et al. D8/13
 D. 199,131 9/1964 Taylor D8/13
 D. 256,542 8/1980 Nadle D8/13
 D. 256,979 9/1980 Nadle D8/10

[57] **CLAIM**
 The ornamental design for a garden trowel, as shown and described herein.

DESCRIPTION
 FIG. 1 is a perspective view of a garden trowel showing my new design;
 FIG. 2 is a front end elevational view thereof;
 FIG. 3 is a rear end elevational view thereof;
 FIG. 4 is a right side elevational view thereof, the left side being a mirror image;
 FIG. 5 is a top plan view thereof; and
 FIG. 6 is a bottom plan view thereof.




FIG. 1

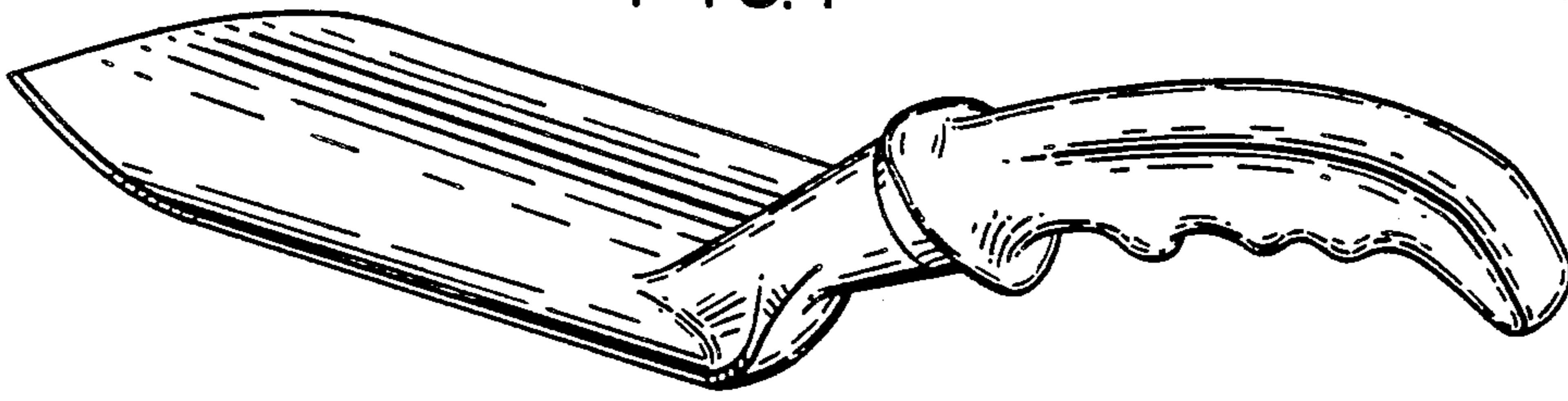


FIG. 2

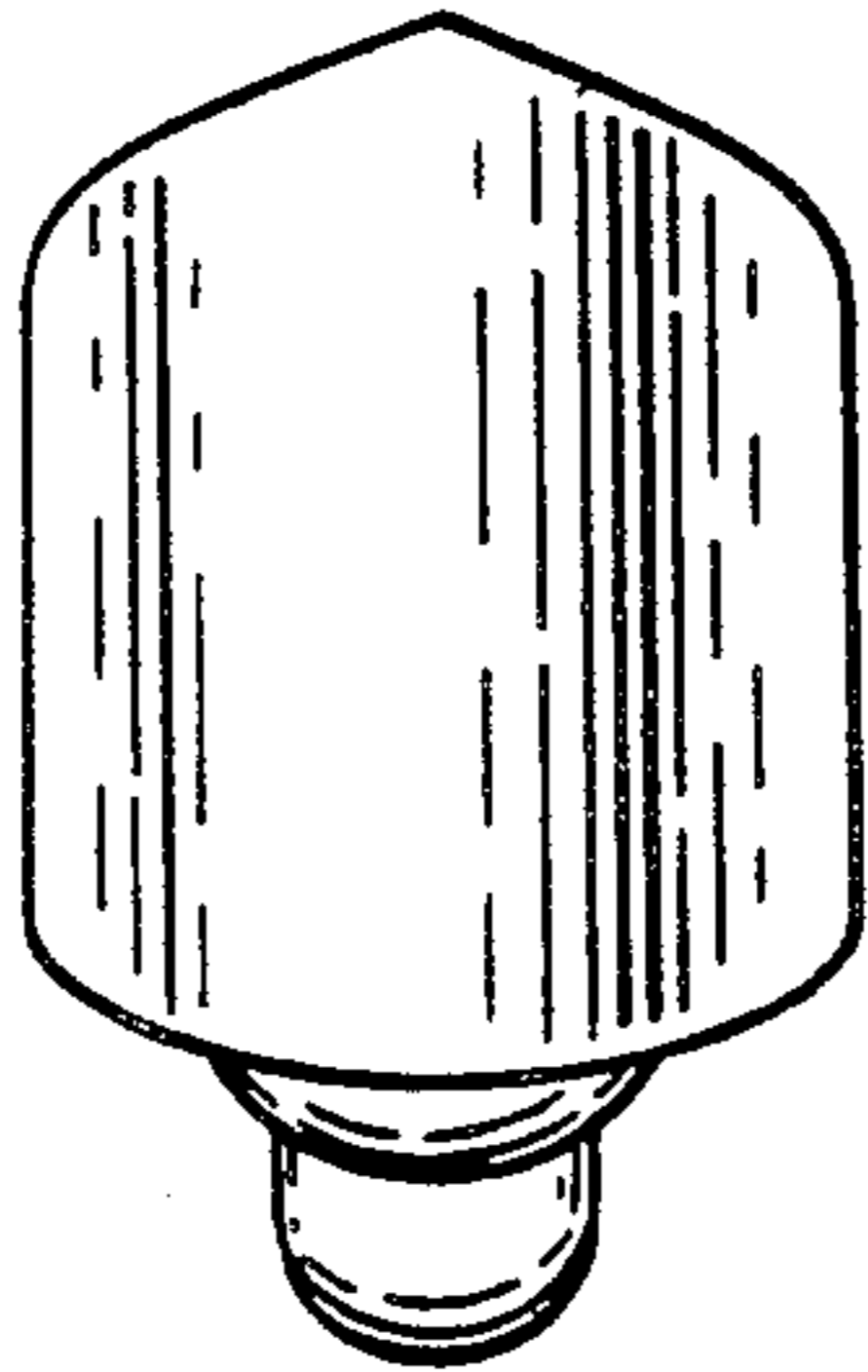


FIG. 3

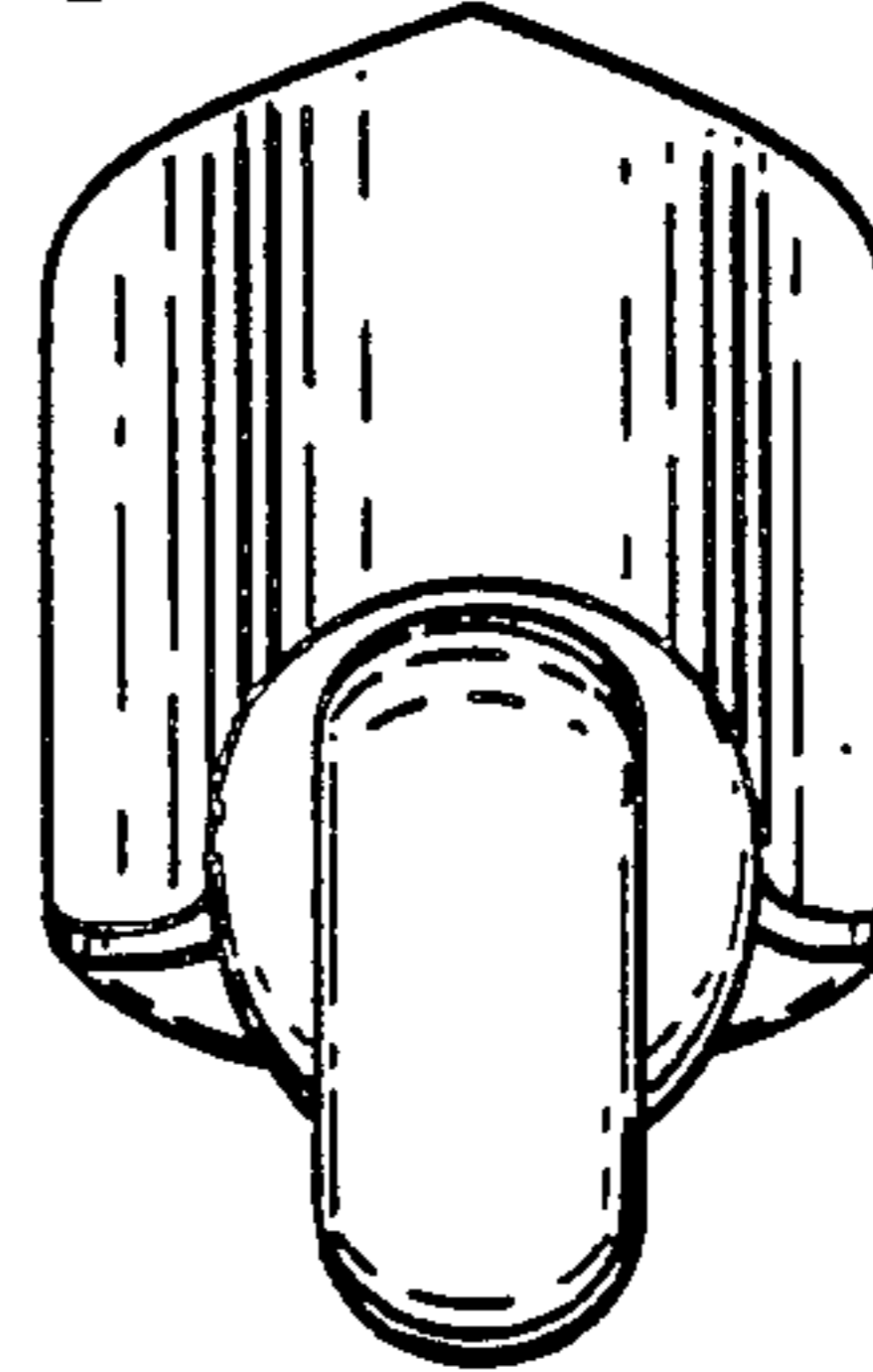


FIG. 4

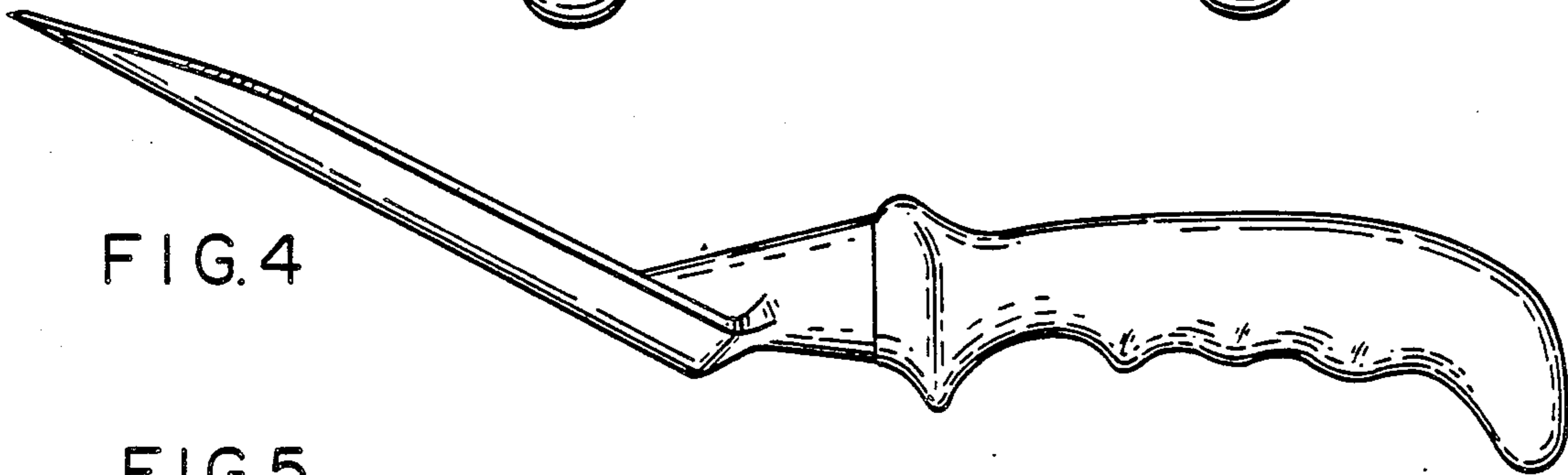


FIG. 5

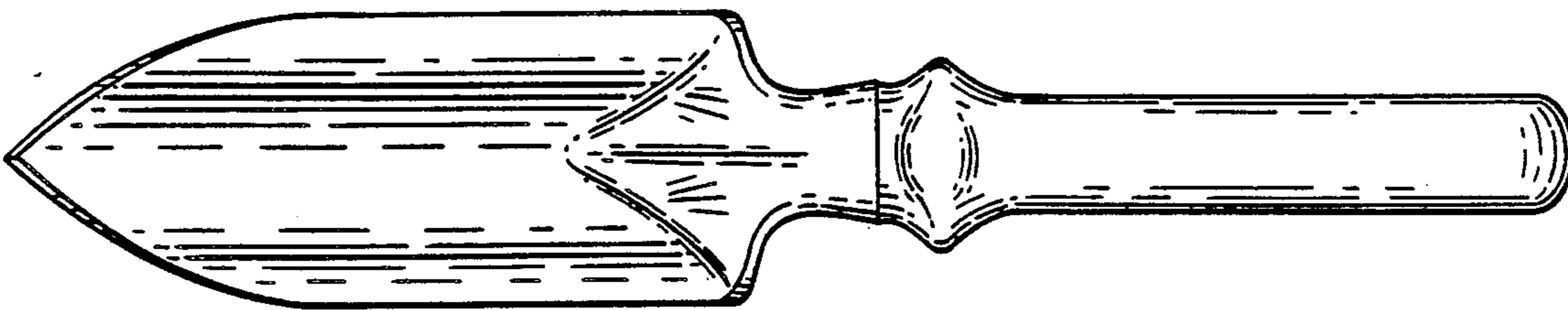


FIG. 6

