

[54] **SWIVEL ROCKER**

[75] **Inventor: Robert D. Vanderminden, Granville, N.Y.**

[73] **Assignee: Telescope Casual Furniture Company, Granville, N.Y.**

[ \* ] **Notice: The portion of the term of this patent subsequent to Jun. 2, 2001 has been disclaimed.**

[\*\*] **Term: 14 Years**

[21] **Appl. No.: 673,347**

[22] **Filed: Nov. 20, 1984**

[52] **U.S. Cl. .... D6/366**

[58] **Field of Search ..... D6/334, 335, 364, 365, D6/344, 366, 368, 375, 379; 248/188.7; 297/258, 259, 188.7**

[56] **References Cited**

**U.S. PATENT DOCUMENTS**

D. 273,916 5/1984 Murry ..... D6/366  
D. 277,525 2/1985 Buhk et al. .... D6/366  
4,370,001 1/1983 Örnberg ..... 248/188.7

**OTHER PUBLICATIONS**

Interiors, May 1982, p. 143, Chair by Brueton.  
Fixtures Mfg. Corp. Catalog, Oct. 1976, p. 3, Chair in foreground.

Design Catalog, Aug. 1982, p. 49, Seating Unit.

*Primary Examiner*—Bruce W. Dunkins

*Attorney, Agent, or Firm*—Kenyon & Kenyon

[57] **CLAIM**

The ornamental design for a swivel rocker, as shown.

**DESCRIPTION**

FIG. 1 is a front perspective view of a swivel rocker showing my new design;

FIG. 2 is a front elevational view;

FIG. 3 is a side elevational view;

FIG. 4 is a top plan view; and

FIG. 5 is a rear elevational view thereof.



Fig. 1.



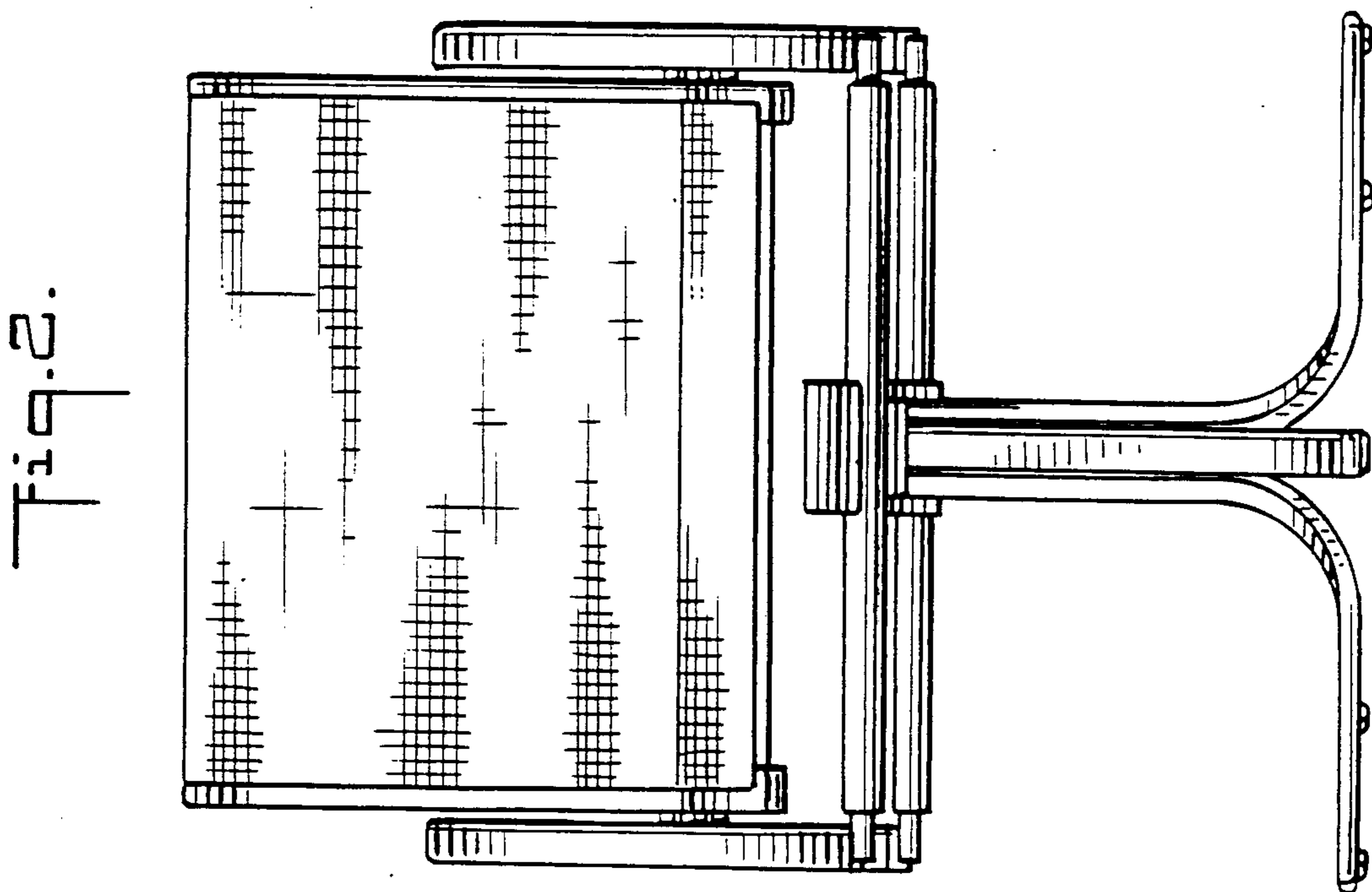
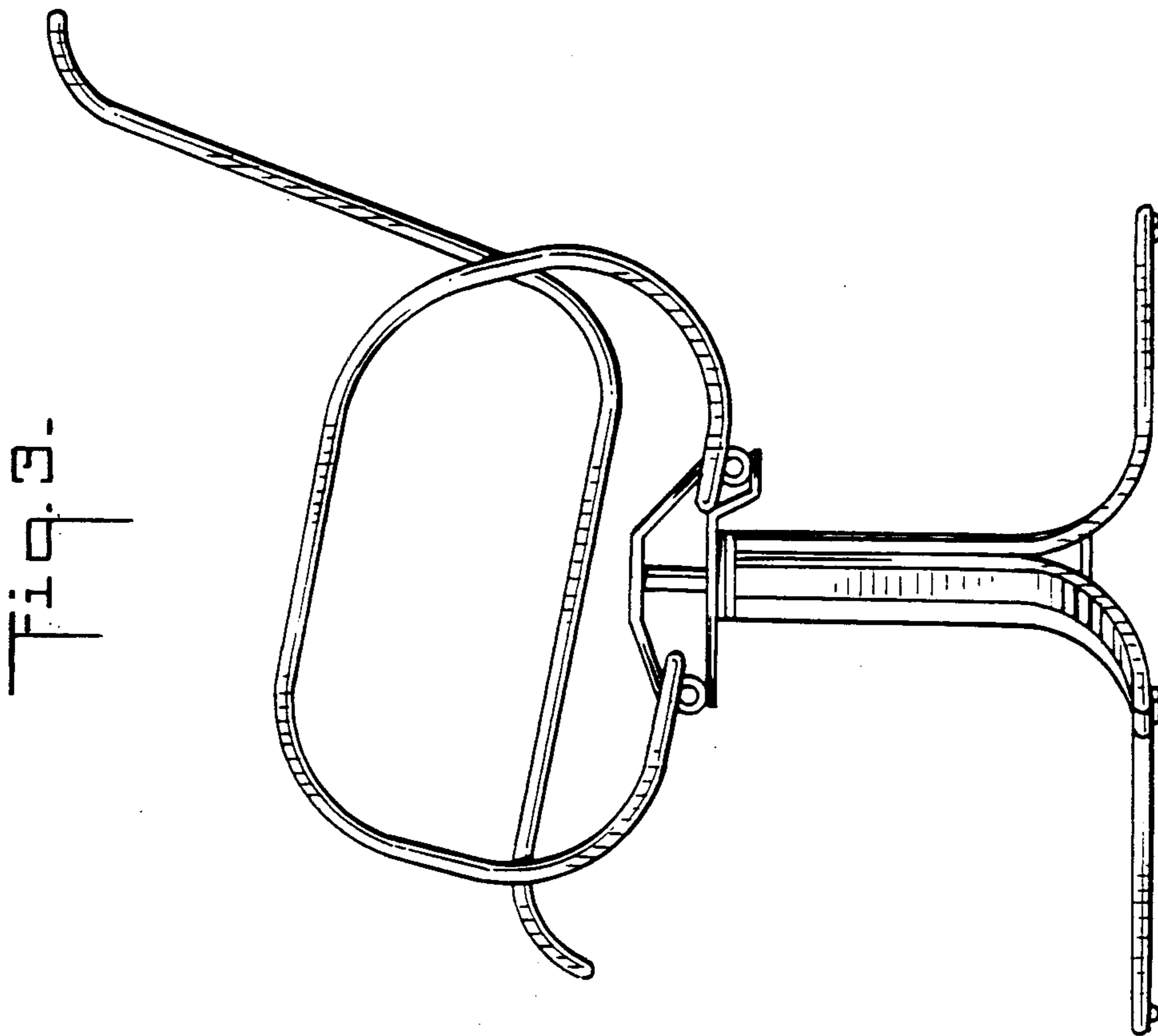


Fig. 3.

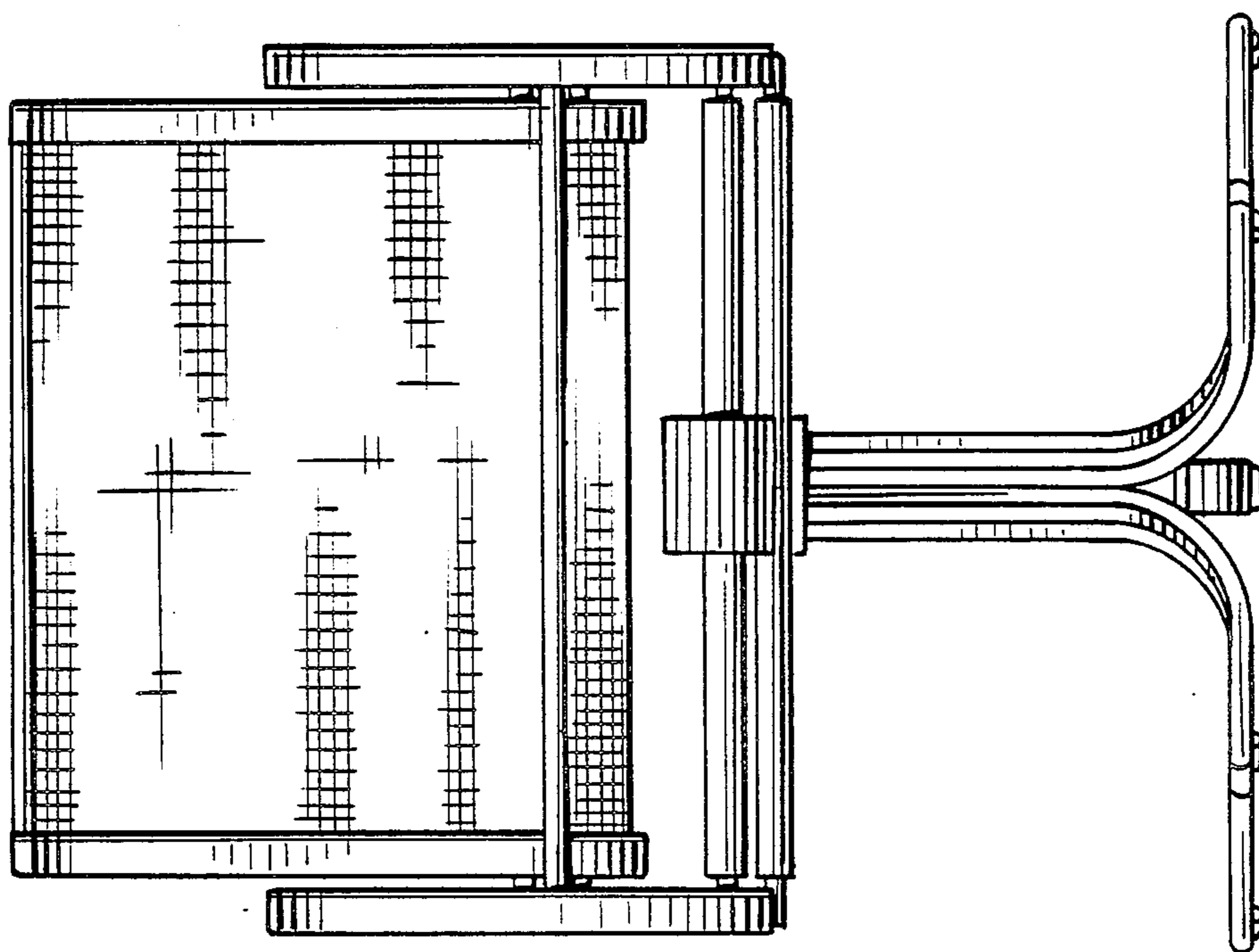


Fig. 4.

