

[54] **VACUUM CLEANER**

[75] **Inventor:** Gerhard Busalt, Biblis, Fed. Rep. of Germany

[73] **Assignee:** Rowenta-Werke GmbH, Offenbach am Main, Fed. Rep. of Germany

[**] **Term:** 14 Years

[21] **Appl. No.:** 697,809

[22] **Filed:** Feb. 4, 1985

[30] **Foreign Application Priority Data**

Aug. 21, 1984 [DE] Fed. Rep. of Germany 5 MR 10 552

[52] **U.S. Cl.** D32/24

[58] **Field of Search** D32/21, 23-24, D32/31-34; 15/319, 324-325, 327 R, 327 F, 327 D, 327 E, 339-340, 346

[56] **References Cited**

U.S. PATENT DOCUMENTS

D. 248,303 6/1978 Pearman, Jr. D32/21
D. 270,865 10/1983 Moine D32/21
D. 279,614 7/1985 Essex D32/21

D. 280,143 8/1985 Berfield et al. D32/21
D. 286,695 11/1986 Nupp D32/21
4,299,007 11/1981 Hug 15/323
4,545,794 10/1985 Himukai 15/327 E
4,554,700 11/1985 Lyman 15/323

OTHER PUBLICATIONS

Housewares, Apr. 21-27, p. 17, 1979, Douglas Vacuum Cleaner.



Primary Examiner—B. J. Bullock
Assistant Examiner—Ruth Takemoto

[57] **CLAIM**

The ornamental design for a vacuum cleaner, as shown and described.

DESCRIPTION

FIG. 1 is top, front and side perspective view of a vacuum cleaner showing my design;
FIG. 2 is a side elevational view thereof, the opposite side being a mirror image;
FIG. 3 is a bottom plan view thereof;
FIG. 4 is a front elevational view thereof;
FIG. 5 is a rear elevational view thereof; and
FIG. 6 is a top, rear and side perspective view thereof.



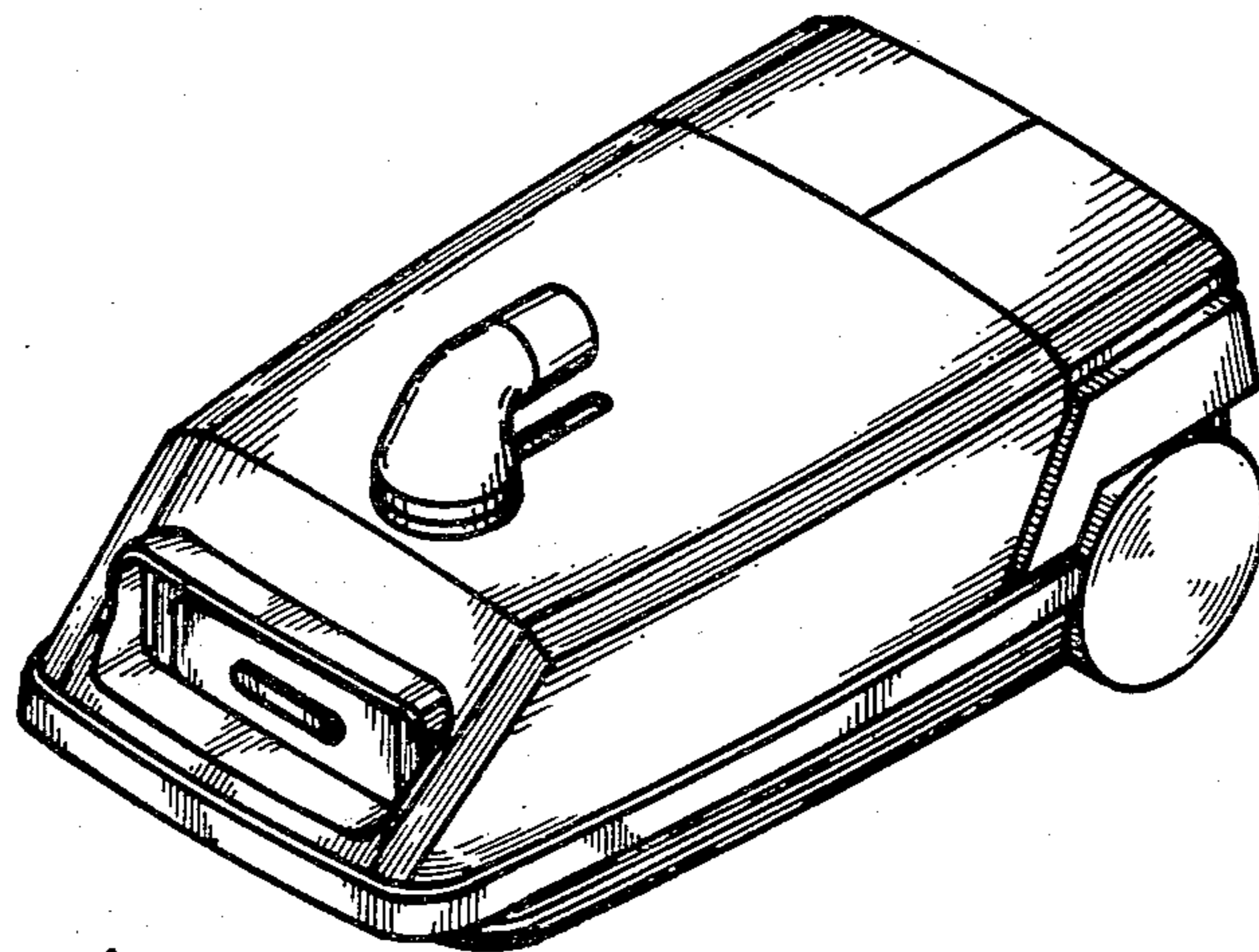


Fig. 1

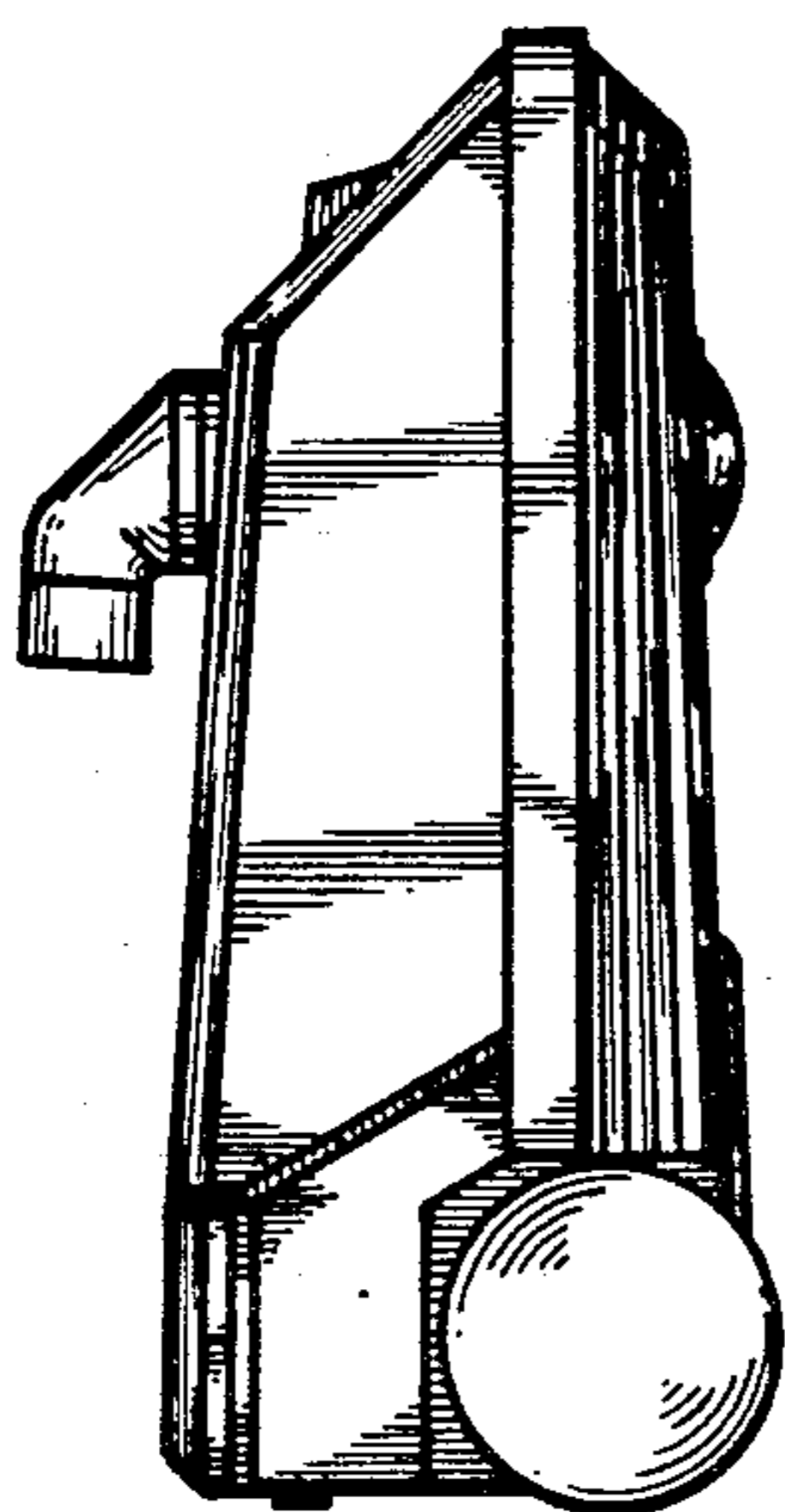


Fig. 2

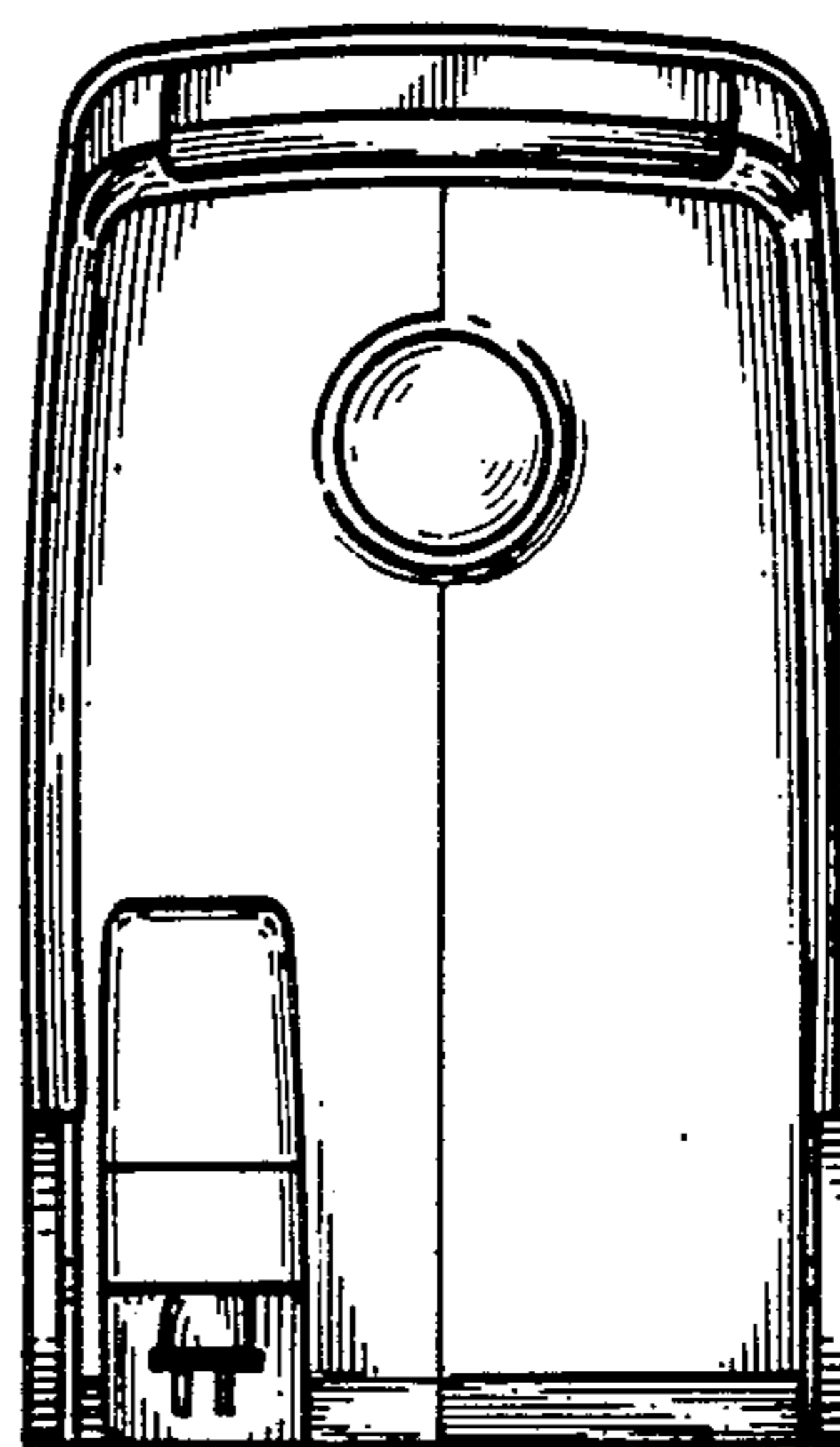


Fig. 3




Fig. 4




Fig. 5