

[54] **ELECTRONIC FLASH UNIT**
 [75] Inventor: **Luigi Colani**, Sassenberg, Fed. Rep. of Germany
 [73] Assignee: **Canon Kabushiki Kaisha**, Tokyo, Japan
 [**] Term: **14 Years**
 [21] Appl. No.: **708,542**
 [22] Filed: **Mar. 5, 1985**

[30] **Foreign Application Priority Data**
 Oct. 5, 1984 [JP] Japan 59-41616
 [52] U.S. Cl. **D16/42**
 [58] **Field of Search** D16/42, 6; 362/3-18; 354/63-64, 126, 145.1, 413

[56] **References Cited**
U.S. PATENT DOCUMENTS
 D. 165,784 1/1952 Pennock D16/42
 D. 168,303 12/1952 Kinney D16/42
 D. 174,025 2/1955 Dine D16/42

D. 187,438 3/1960 Matsui D16/42
 D. 190,691 6/1961 Ackermann D16/42
 D. 192,360 3/1962 Kleeberg D16/42 X
 D. 226,331 2/1973 Hogue D16/42
 D. 237,650 11/1975 Ullmann D16/42
 4,291,967 9/1981 Jackson 362/8 X

Primary Examiner—Nelson C. Holtje
Attorney, Agent, or Firm—Fitzpatrick, Cella, Harper & Scinto

[57] **CLAIM**
 The ornamental design for an electronic flash unit, as shown and described.

DESCRIPTION
 FIG. 1 is a front elevational view of an electronic flash unit showing my new design;
 FIG. 2 is a rear elevational view thereof;
 FIG. 3 is a top plan view thereof;
 FIG. 4 is a bottom plan view thereof;
 FIG. 5 is a left side elevational view thereof;
 FIG. 6 is a right side elevational view thereof;
 FIG. 7 is a top and right front perspective view thereof.

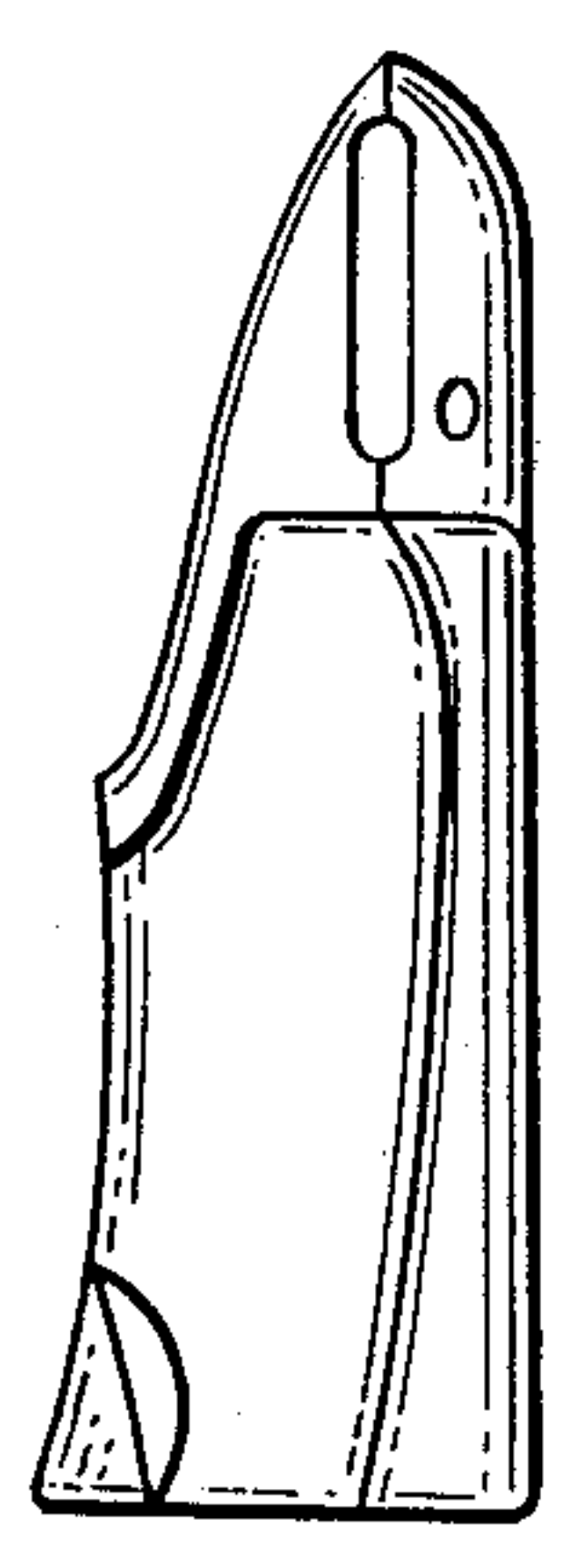


FIG. 1

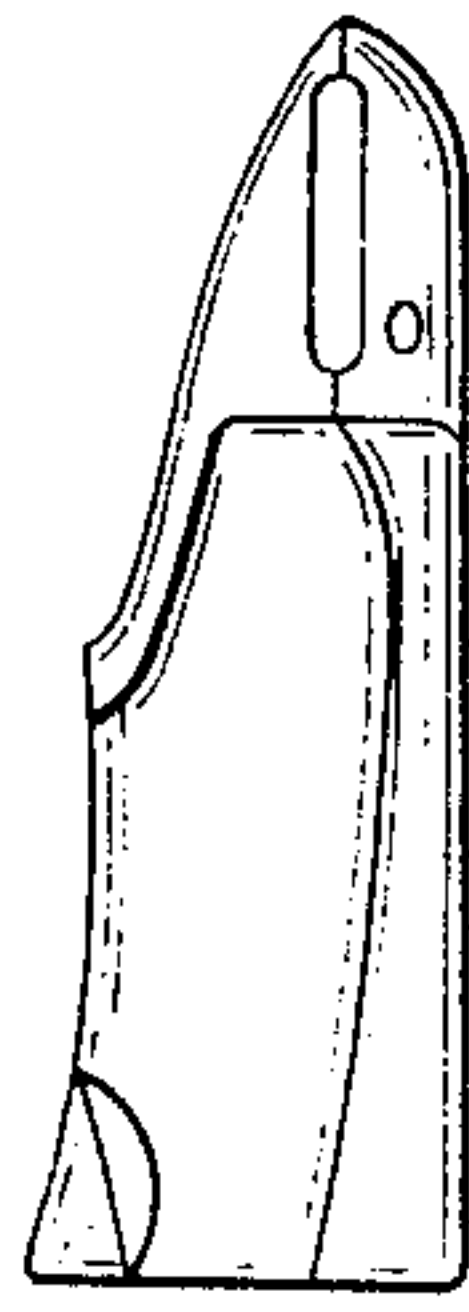


FIG. 2

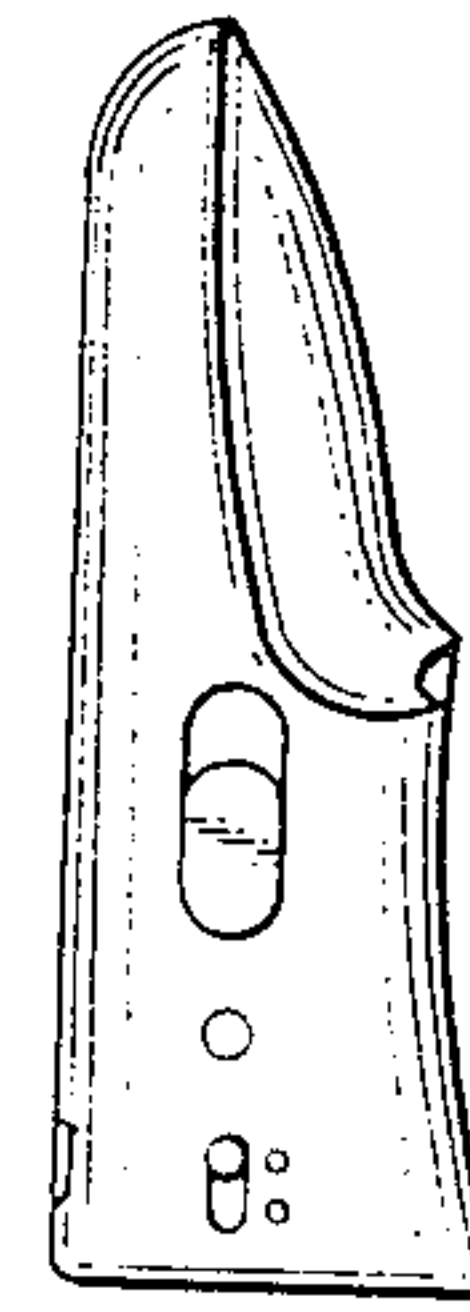


FIG. 3

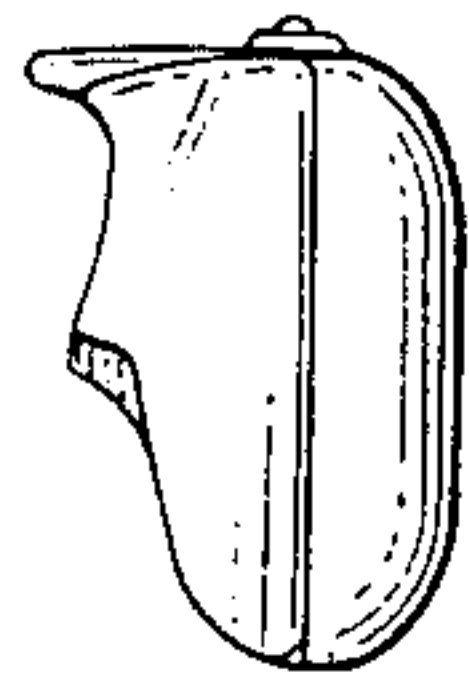


FIG. 4

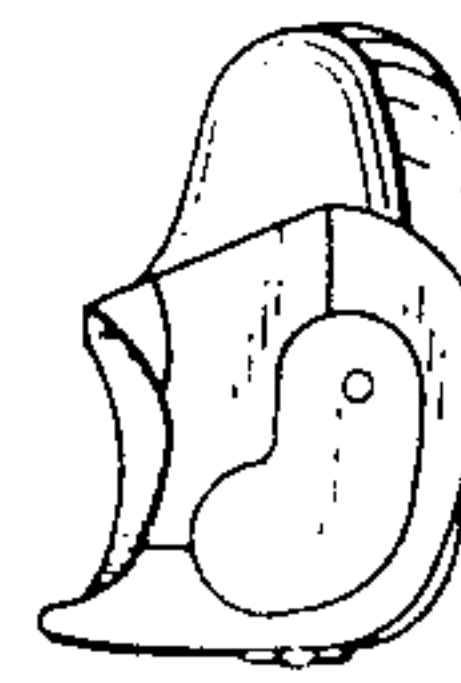


FIG. 5

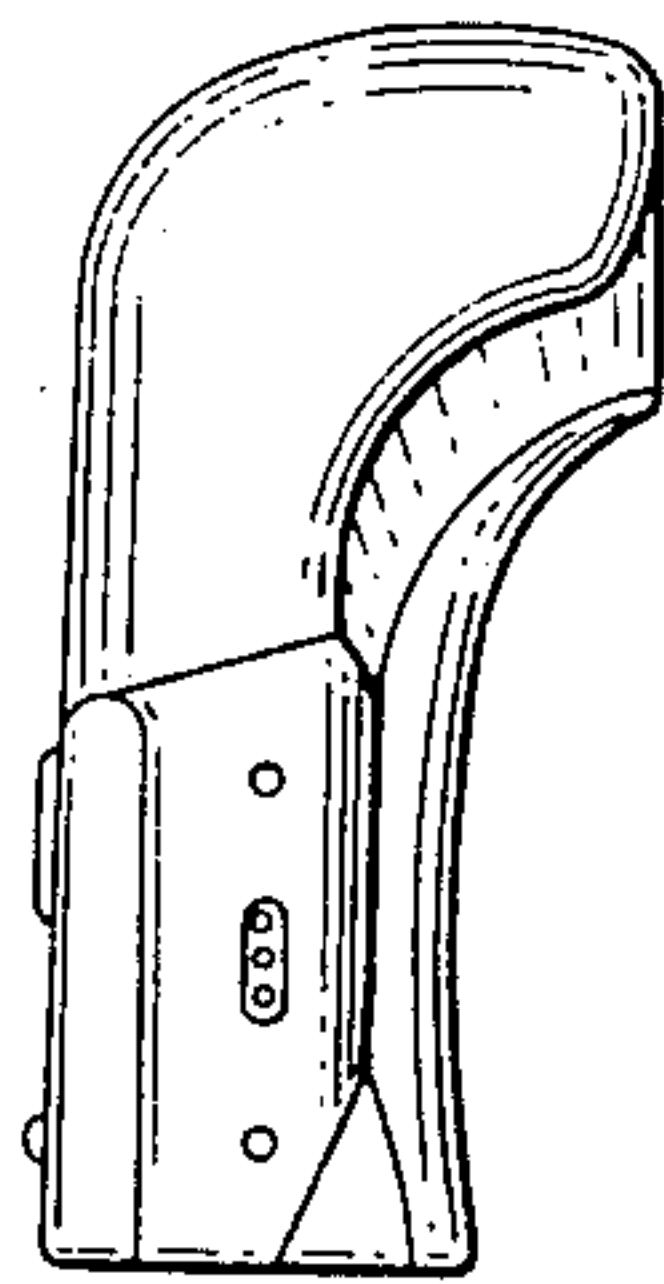


FIG. 6

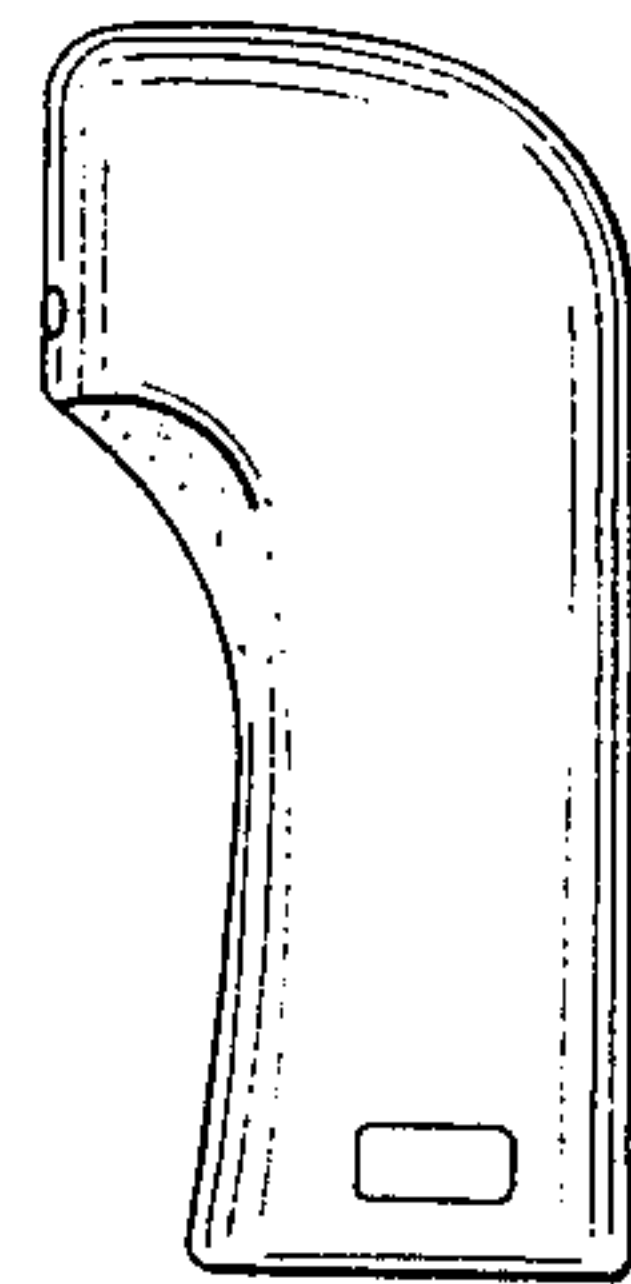


FIG. 7

