

[54] ATHLETIC SHOE
 [75] Inventor: James C. Autry, Dallas, Tex.
 [73] Assignee: Autry Industries, Inc., Dallas, Tex.
 [**] Term: 14 Years
 [21] Appl. No.: 18,971
 [22] Filed: Feb. 25, 1987

D. 248,513 7/1978 Soler D2/310
 D. 255,059 5/1980 Riley D2/309
 D. 273,340 4/1984 Gamm D2/310
 D. 273,630 5/1984 Bidegain D2/309
 D. 278,093 3/1985 Ueda D2/310
 D. 278,281 4/1985 Dreir D2/314
 D. 283,364 4/1986 Gamm D2/309
 3,138,880 6/1964 Kunzli 36/114
 4,559,723 12/1985 Hamy et al. 36/114 X
 4,571,856 2/1986 Lin et al. 36/114 X

Related U.S. Application Data

[63] Continuation-in-part of Ser. No. 915,330, Oct. 3, 1986,
 Pat. No. Des. 290,181.
 [52] U.S. Cl. D2/312; D2/309
 [58] Field of Search D2/309-313,
 D2/278, 290; 36/114, 136

Primary Examiner—Louis S. Zarfus
 Attorney, Agent, or Firm—Jerry W. Mills; Jefferson
 Perkins

CLAIM

[57] The ornamental design for an athletic shoe, as shown
 and described.

References Cited

U.S. PATENT DOCUMENTS

[56] D. 94,885 3/1935 Goldman D2/290
 D. 117,397 10/1939 Golden D2/278
 D. 220,464 4/1971 Hayashi D2/309
 D. 223,329 4/1972 Oshima D2/309
 D. 232,200 7/1974 Inohara D2/311
 D. 240,371 7/1976 Shelly D2/310

DESCRIPTION

FIG. 1 is a perspective view of a athletic shoe showing
 my new design;
 FIG. 2 is a front elevational view;
 FIG. 3 is a right side elevational view;
 FIG. 4 is a top plan view, the bottom being plain;
 FIG. 5 is a rear elevational view, and,
 FIG. 6 is a left side elevational view.



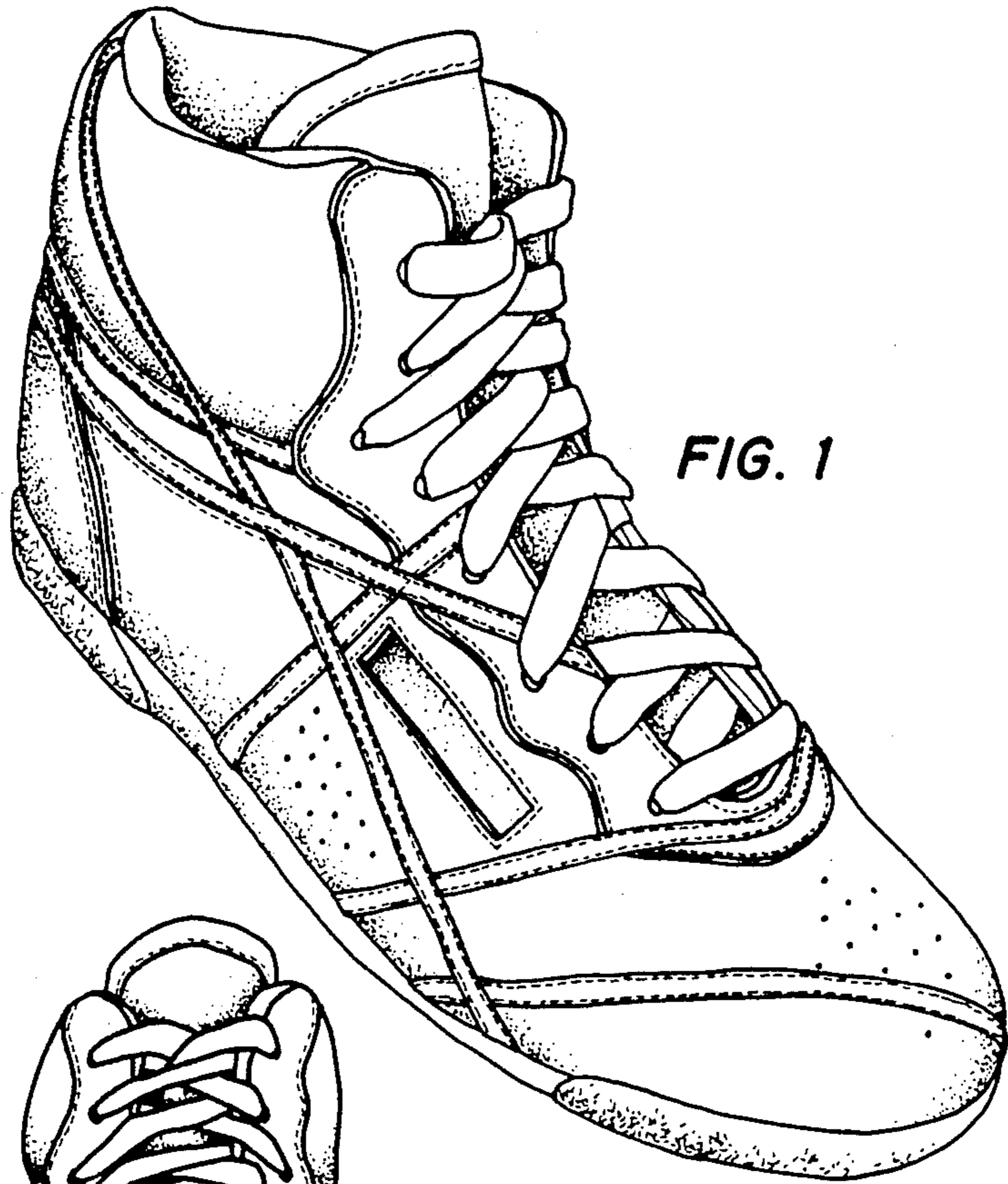


FIG. 1

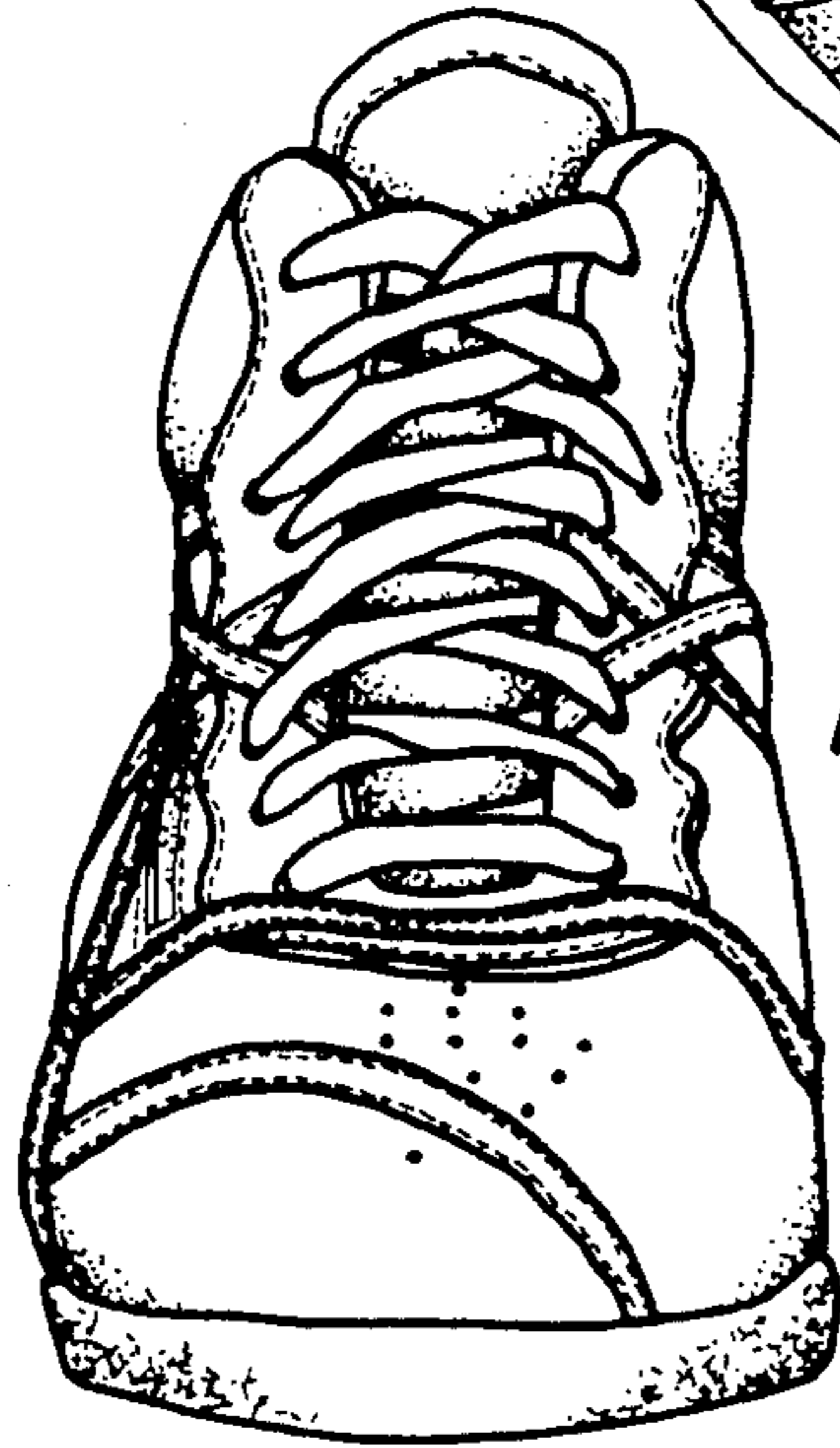


FIG. 2




FIG. 3

FIG. 4




FIG. 5


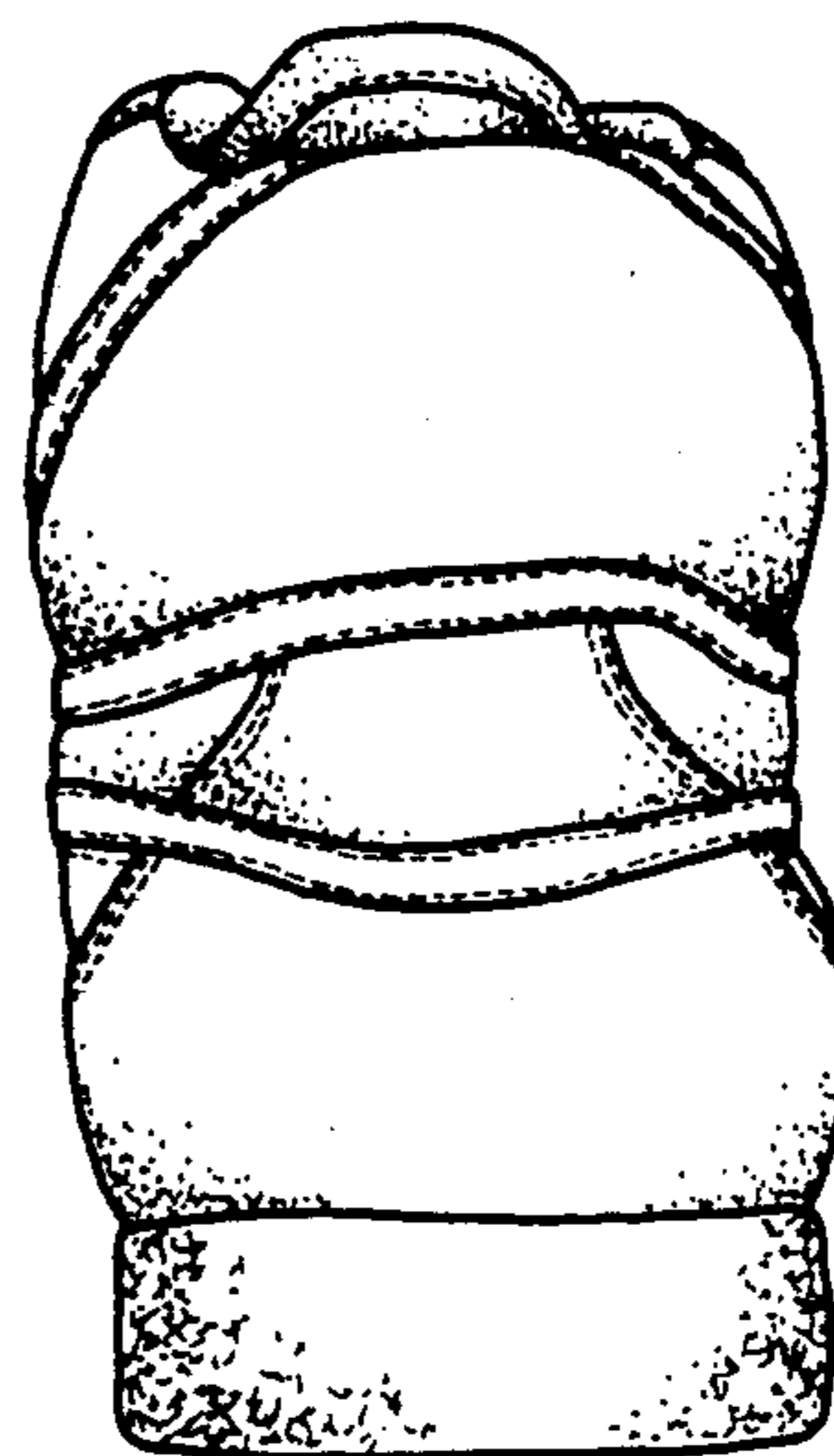


FIG. 6