

United States Patent [19]

Robinson et al.

[11] Patent Number: **Des. 292,733**

[45] Date of Patent: **** Nov. 10, 1987**

[54] **BOWL FOR A WATER CLOSET OR THE LIKE**

[75] Inventors: **Michael B. Robinson, Malvern; Thomas J. Hollinrake, Toorak, both of Australia**

[73] Assignee: **Merlin Fibreglass Pty. Ltd., Australia**

[**] Term: **14 Years**

[21] Appl. No.: **708,235**

[22] Filed: **Mar. 5, 1985**

[52] U.S. Cl. **D23/295**

[58] Field of Search **D23/65-67; 4/438, 440, 441, 442, 449, 460, 467, 474, 476, 479, 483**

[56] **References Cited**

U.S. PATENT DOCUMENTS

D. 258,607	3/1981	Wilson	D23/67
449,426	3/1891	Niles	4/329 X
832,897	10/1906	Duner	4/440
936,706	10/1909	Duner	4/440

3,214,772	11/1965	Roberts et al.	D23/65 X
3,781,920	1/1974	Browne et al.	4/441
3,798,681	3/1974	Johansen	4/440
3,860,973	1/1975	Uyeda et al.	4/332
4,137,580	2/1979	Iwans	4/420 X
4,142,261	3/1979	Johansen	4/300
4,246,666	1/1981	Stansbury, Jr.	4/440 X

Primary Examiner—James R. Largen
Attorney, Agent, or Firm—Andrus, Sceales, Starke & Sawall

[57] **CLAIM**


The ornamental design for a bowl for a water closet or the like, as shown and described.

DESCRIPTION

FIG. 1 is a perspective view taken from the top, front and right side of a bowl for a water closet or the like showing our new design;

FIG. 2 is a perspective view taken from the bottom, rear and right side thereof; and

FIG. 3 is a right side elevational view thereof, the left side being a mirror image of the right side shown.






FIG. 1.

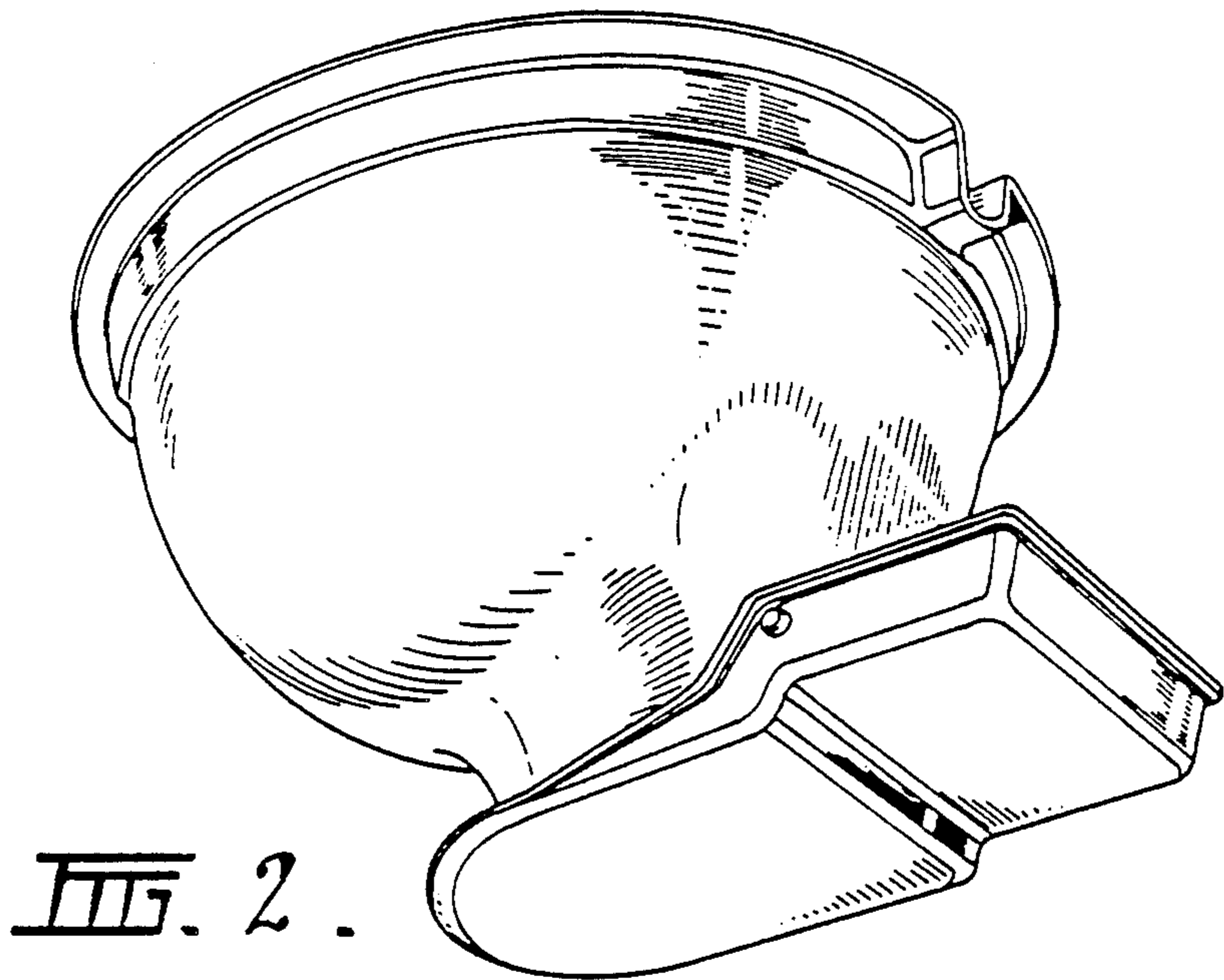
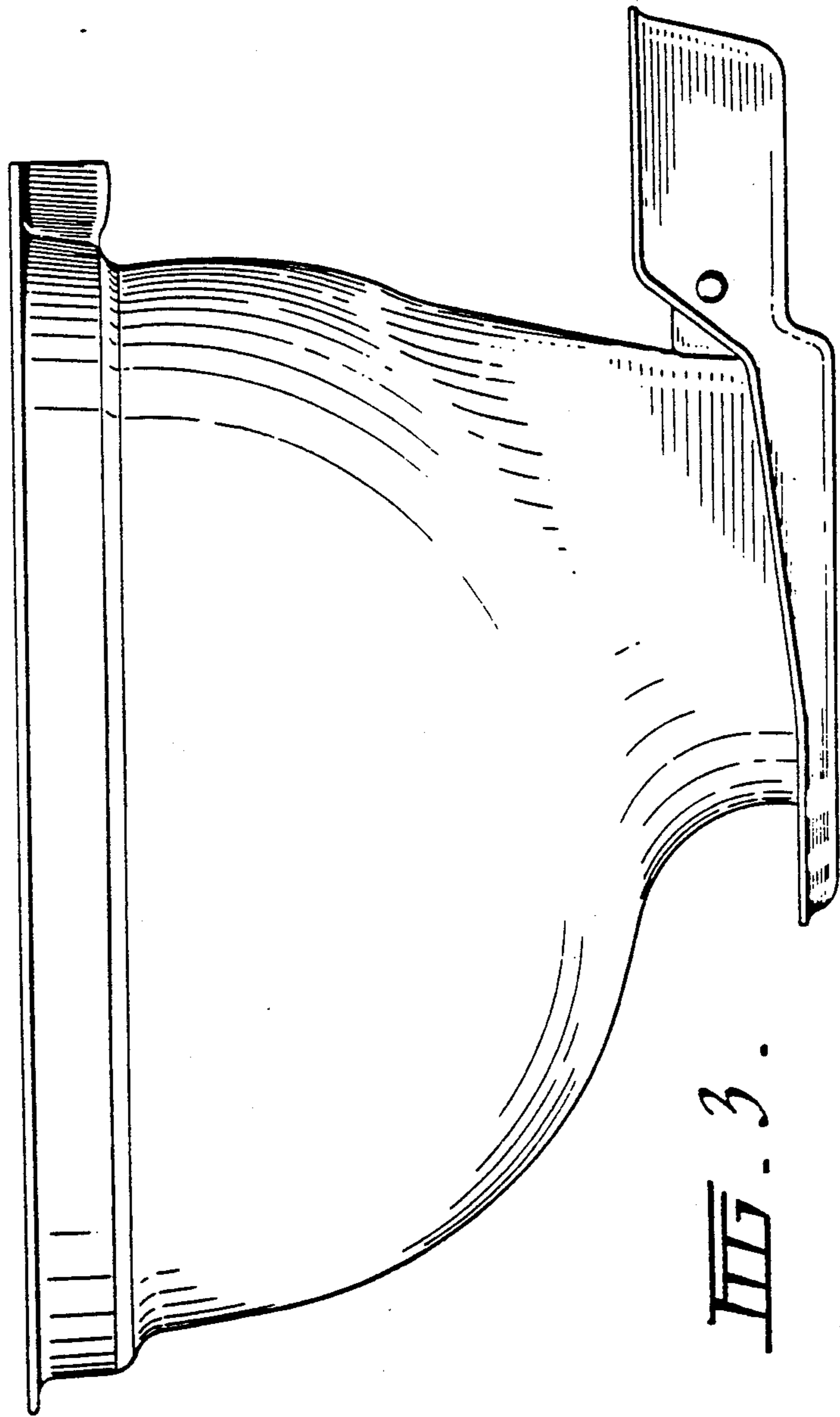


FIG. 2.



III - 3.