

[54] EXERCISING DEVICE FOR SIMULATING CLIMBING

[76] Inventor: William T. Wilkinson, Kemblesville, Pa.

[\*\*] Term: 14 Years

[21] Appl. No.: 784,531

[22] Filed: Oct. 4, 1985

[52] U.S. Cl. .... D21/191

[58] Field of Search ..... D21/191-199; 182/120, 106, 97; D25/62-65; 272/96, 100, 101, 70, 70.2, 116, 130, 134, 136, 139, 141, 145, 144

[56] References Cited

U.S. PATENT DOCUMENTS

D. 199,972	1/1965	Struben .	
D. 273,919	5/1984	Pasinski .....	D25/65
982,882	1/1911	Schimmel .	
1,285,817	11/1918	Sklar .....	182/120
1,615,135	1/1927	Putnam .....	182/120
2,097,273	10/1937	Feist .	
2,214,052	10/1940	Good .	
2,241,833	5/1941	Waller .	
2,524,971	10/1950	Gray .	
3,035,671	5/1962	Sicherman .	
3,112,811	12/1963	Moran .	
3,268,031	8/1966	Hampson .	
3,464,518	9/1969	Stelovich .....	182/120
3,497,215	2/1970	Harrison .	
3,528,652	9/1970	Tarbox .	
3,532,356	10/1970	Lillibridge .	
3,608,256	9/1971	Jefferys .	
3,743,283	7/1973	Garrett .	
3,970,302	7/1976	McFee .	
4,072,309	2/1978	Wilson .	
4,239,211	12/1980	Wilkinson .	

4,289,215	9/1981	Robinson .	
4,316,524	2/1982	Lapeyre .	
4,421,206	12/1983	Kümmerlin .....	182/106

FOREIGN PATENT DOCUMENTS

0073744	3/1983	European Pat. Off. .	
45140	1/1888	Fed. Rep. of Germany .	
49111	4/1889	Fed. Rep. of Germany .	
462857	2/1927	Fed. Rep. of Germany .	
523174	4/1931	Fed. Rep. of Germany .	
2006488	3/1971	Fed. Rep. of Germany .....	182/120
2243794	9/1972	Fed. Rep. of Germany .	
2500591	7/1976	Fed. Rep. of Germany .	
1432392	2/1966	France .	
1463005	11/1966	France .	
19659	of 1889	United Kingdom .....	182/97
791081	2/1958	United Kingdom .	
1333291	10/1973	United Kingdom .	
2010101	6/1979	United Kingdom .	
1552415	9/1979	United Kingdom .	
1568081	5/1980	United Kingdom .	
2076664	12/1981	United Kingdom .	

OTHER PUBLICATIONS

Yachting, 7-1963, p. 94, Transom Ladder.

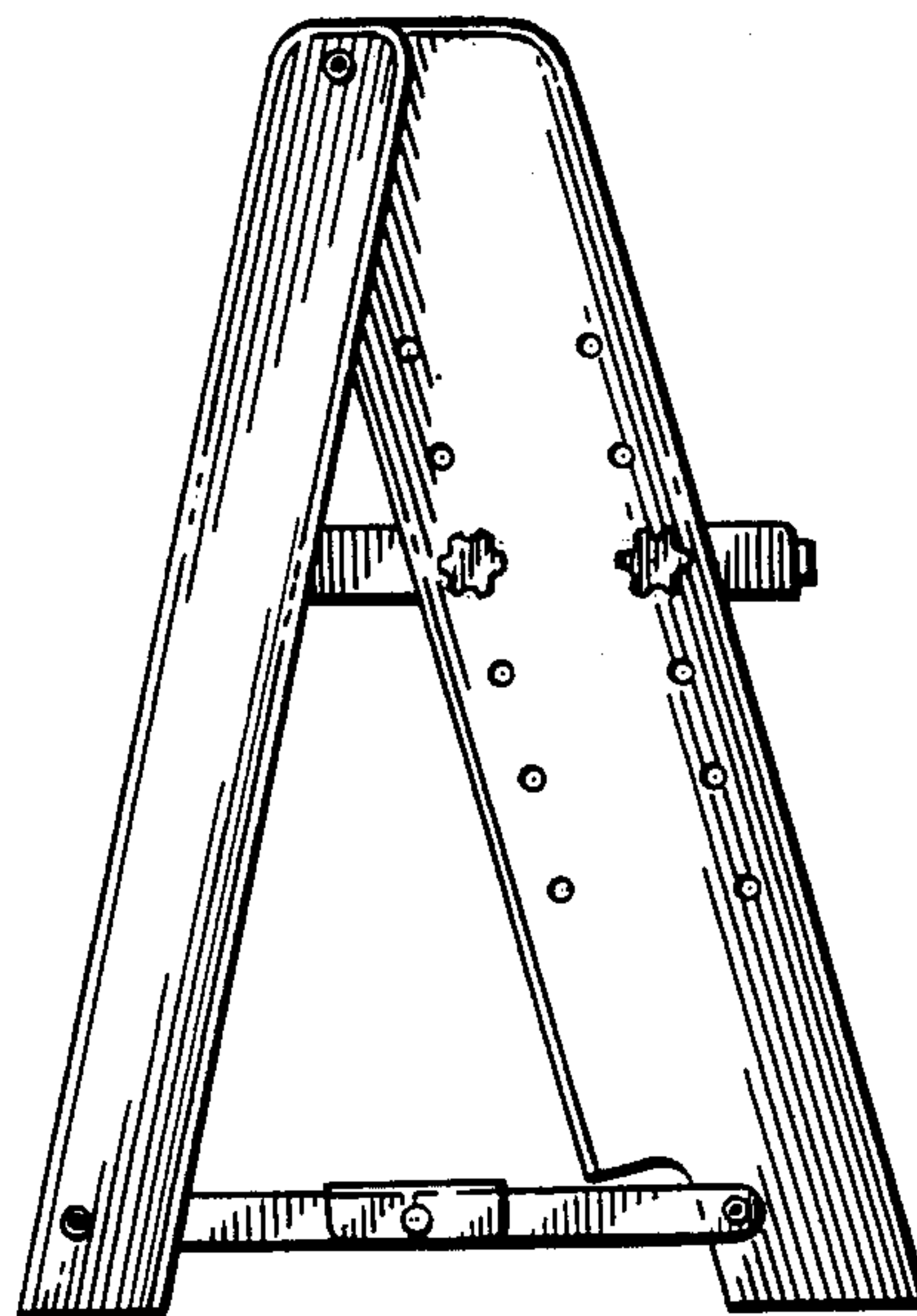
Primary Examiner—Charles A. Rademaker  
Attorney, Agent, or Firm—Connolly & Hutz

[57] CLAIM

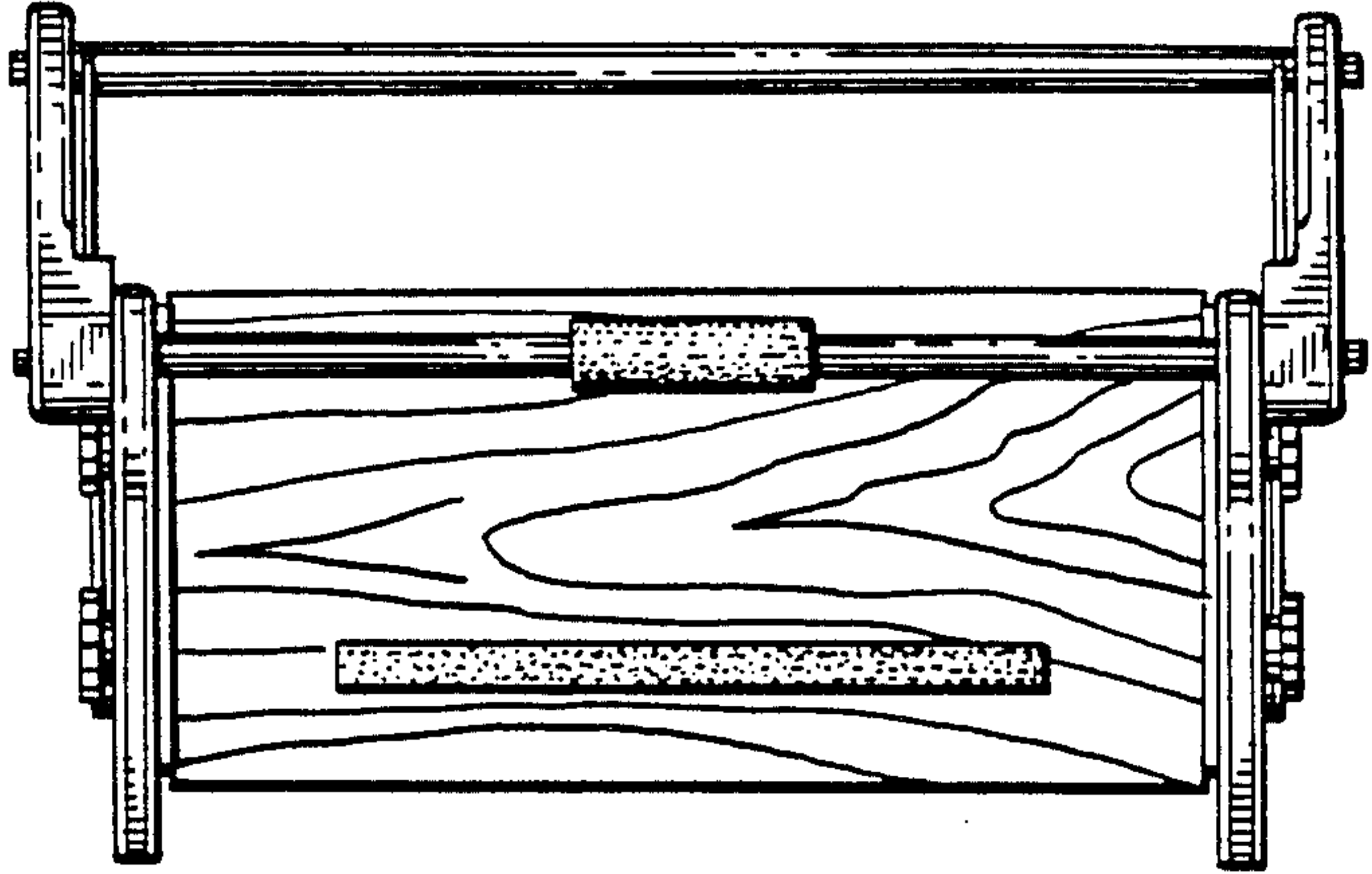
The ornamental design for an exercising device for simulating climbing, substantially shown and described.

DESCRIPTION

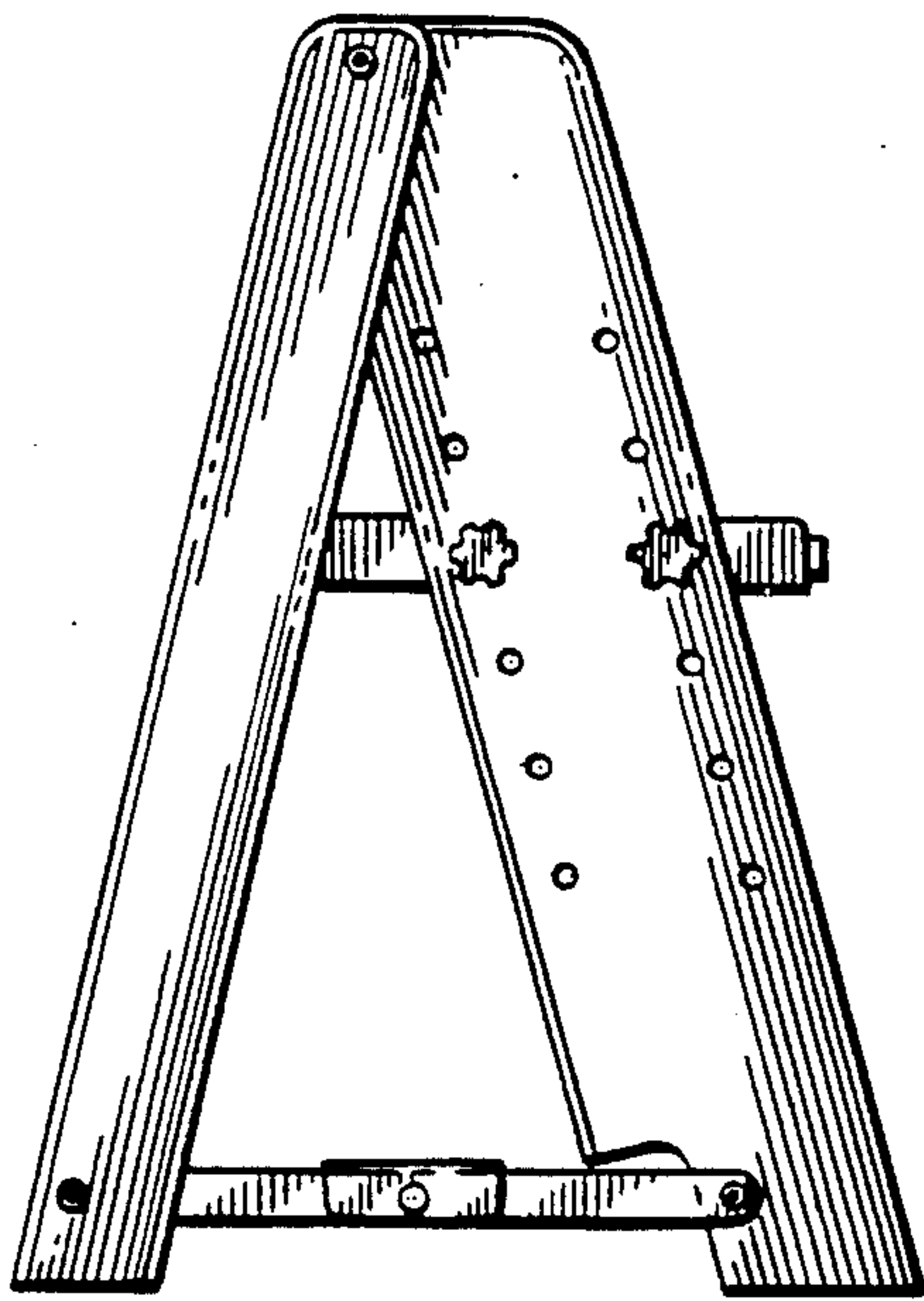
FIG. 1 is a front elevational view of an exercising device for simulating climbing showing my new design; FIG. 2 is a side elevational view thereof; FIG. 3 is a top plan view thereof; and FIG. 4 is a bottom plan view thereof.




*Fig. 3.*



*Fig. 2.*



*Fig. 1.*



*Fig. 4.*

