

[54] **AERONAUTICAL TEMPLATE**

[76] **Inventor: Wayne F. Hallgren, Quarters 4511G, USAFA, Colo. 80840**

[**] **Term: 14 Years**

[21] **Appl. No.: 720,372**

[22] **Filed: Apr. 5, 1985**

[52] **U.S. Cl. D19/37; D10/64; D19/39; D19/40**

[58] **Field of Search D19/35, 37, 39, 36; D10/61, 62, 64; 33/562, 563, 564, 565**

[56] **References Cited**

U.S. PATENT DOCUMENTS

D. 226,450 3/1973 Ajus et al. D10/62
3,633,286 1/1972 Maurer 33/564 X
3,911,584 10/1975 Ajus et al. 33/563 X

OTHER PUBLICATIONS

Art Brown & Bro., Inc., ©1973, Supplier of Artists' Materials, p. 136, bottom left, Aircraft Engineer Curves.

*Primary Examiner—Winifred E. Herrmann
Attorney, Agent, or Firm—Timothy J. Martin*

[57] **CLAIM**

The ornamental design for an aeronautical template, as shown and described.

DESCRIPTION

FIG. 1 is a perspective view of an aeronautical template showing my new design;
FIG. 2 is a front elevational view thereof;
FIG. 3 is a side elevational view thereof; and
FIG. 4 is a top plan view thereof.

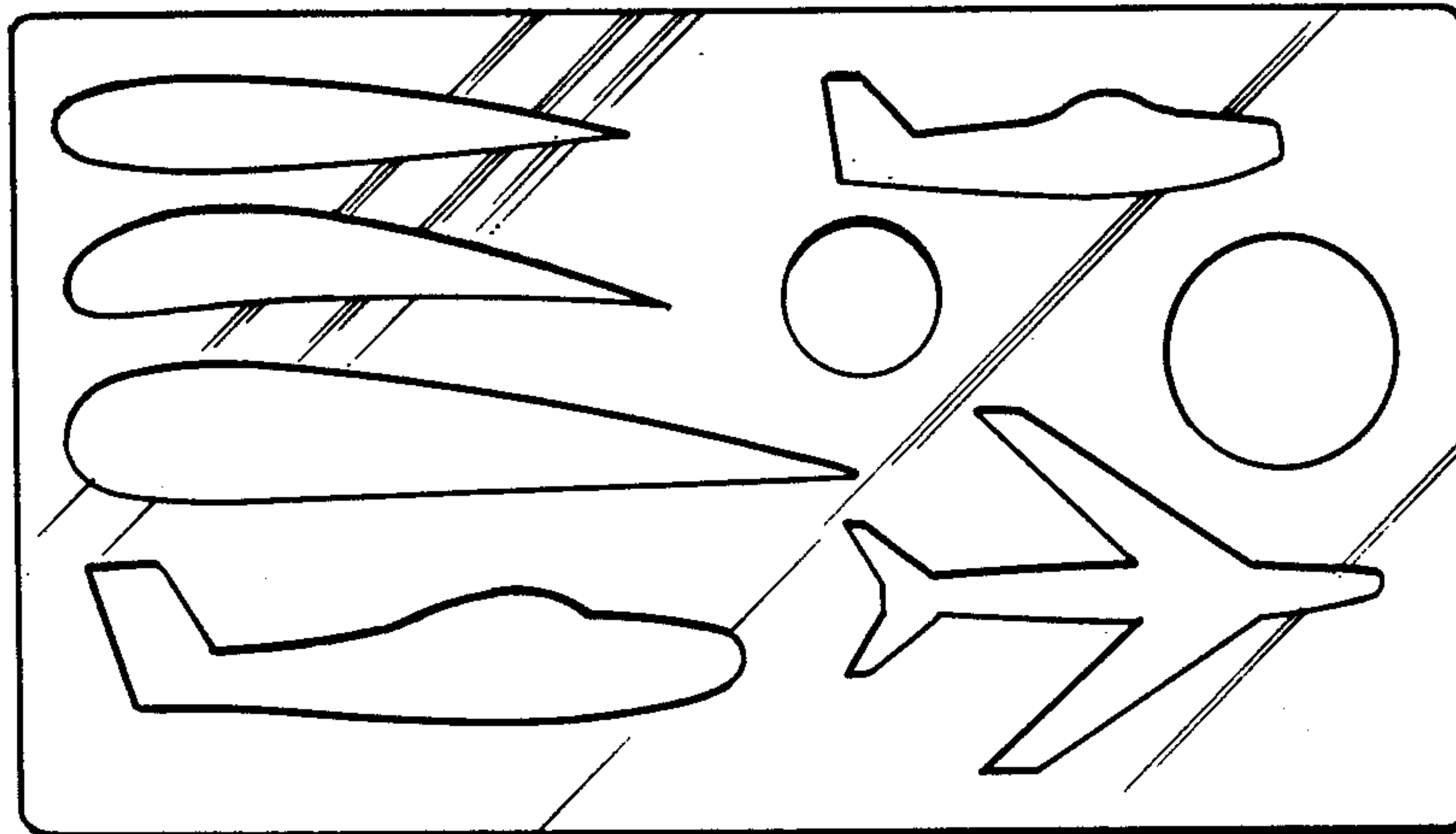


Fig. 1

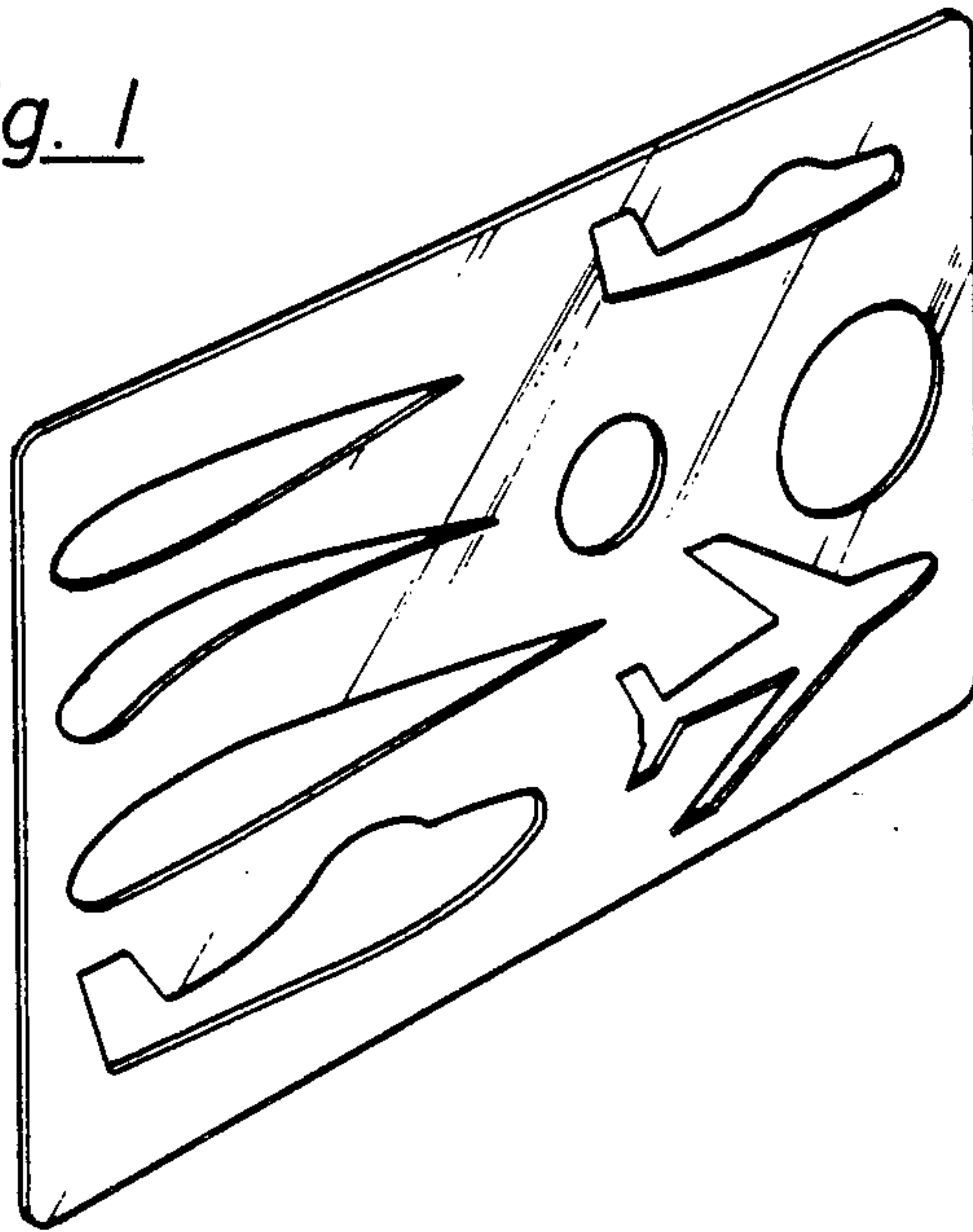


Fig. 2




Fig. 3



Fig. 4

