

United States Patent [19]

Scheid et al.

[11] Patent Number: **Des. 292,705**

[45] Date of Patent: **** Nov. 10, 1987**

[54] **DISPLAY PAGER OR SIMILAR ARTICLE**

[75] Inventors: **William J. Scheid; John M. McKee,**
both of Coral Springs; **Roberto**
Kurcbart, Sunrise, all of Fla.

[73] Assignee: **Motorola, Inc., Schaumburg, Ill.**

[**] Term: **14 Years**

[21] Appl. No.: **766,310**

[22] Filed: **Aug. 16, 1985**

[52] U.S. Cl. **D14/68; D14/95**

[58] Field of Search **D14/1, 5, 7, 36, 68-76,**
D14/95, 99; 455/73, 89, 90, 344, 347, 350, 351;
340/311.1

[56] **References Cited**

U.S. PATENT DOCUMENTS

- D. 167,828 9/1952 Florac D14/68
- D. 223,097 3/1972 Krumin et al. D14/99

- D. 223,835 6/1972 Schmidt D14/99
- D. 229,567 12/1973 Goldman et al. .
- D. 246,975 1/1978 Hampf D14/95
- D. 247,434 3/1978 Hampf D14/68 X
- D. 277,753 2/1985 Eckmann et al. D14/70
- D. 285,559 9/1986 Toth et al. D14/68


Primary Examiner—Bernard Ansher
Assistant Examiner—Theodore M. Shooman
Attorney, Agent, or Firm—Joseph T. Downey; Anthony
J. Sarli, Jr.; Donald B. Southard

[57] **CLAIM**

The ornamental design for a display pager or similar article, as shown.

DESCRIPTION

FIG. 1 is a top, front and left side perspective view of a display pager or similar article showing our new design; FIG. 2 is a right side elevational view thereof; FIG. 3 is a rear elevational view thereof; and FIG. 4 is a bottom plan view thereof.



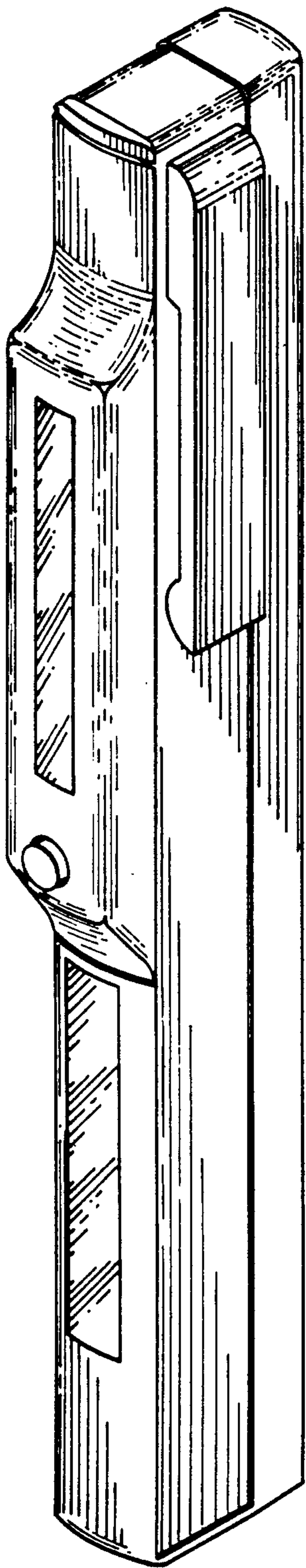


FIG. 1




FIG. 2

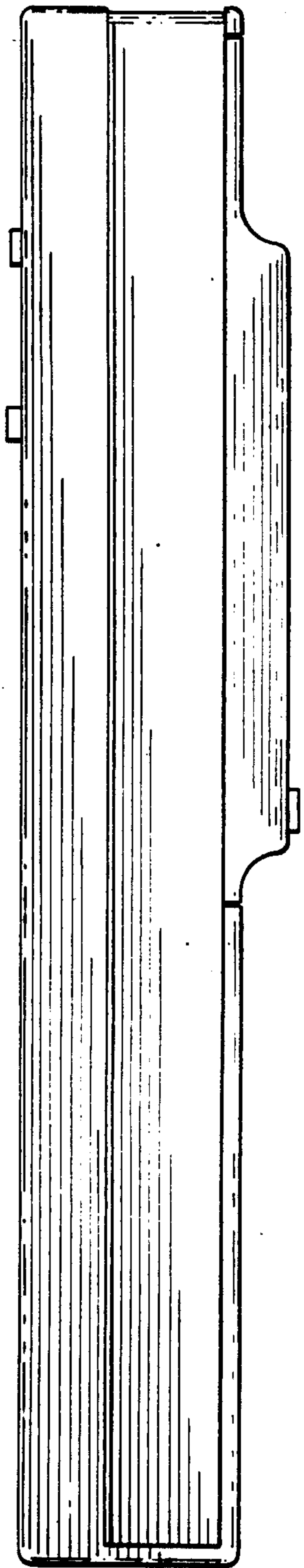


FIG. 3

FIG. 4

