

[54] **ADAPTER PLUG**

[75] **Inventor: Howard L. Rauch, Old Saybrook, Conn.**

[73] **Assignee: North American Philips Corporation, New York, N.Y.**

[\*\*] **Term: 14 Years**

[21] **Appl. No.: 682,966**

[22] **Filed: Dec. 18, 1984**

[52] **U.S. Cl. .... D13/28; D13/11**

[58] **Field of Search .... D13/11, 24-31; 339/164 R, 164 L, 164 M, 166 R, 170, 196 R, 196 A, 196 M**

[56] **References Cited**

**U.S. PATENT DOCUMENTS**

D. 209,403 11/1967 Watanabe ..... D13/28  
D. 268,753 4/1983 Fenne ..... D13/30  
2,001,376 5/1935 Benjamin ..... 339/170

**FOREIGN PATENT DOCUMENTS**

1473813 5/1977 United Kingdom ..... 339/196 R  
2082852 3/1982 United Kingdom ..... 339/196 R

**OTHER PUBLICATIONS**

W. Bell & Co. 1983 Catalog, p. 190; Adapter Plugs in bottom, right photo.  
Best Products' 1983-1984 Catalog, p. 215 Item No. 16, Franzus Converter Travel Kit, Model CA1600.

*Primary Examiner*—Susan J. Lucas

*Assistant Examiner*—C. E. Heflin

*Attorney, Agent, or Firm*—Thomas A. Briody; William J. Streeter; Rolf E. Schneider

[57] **CLAIM**

The ornamental design for an adapter plug, as shown and described.

**DESCRIPTION**

FIG. 1 is a front top and left-side perspective view of an adapter plug showing my new design;  
FIG. 2 is a bottom plan view thereof;  
FIG. 3 is a right-side elevational view thereof;  
FIG. 4 is a rear elevational view thereof; and  
FIG. 5 is a front elevational view thereof.




FIG. 1




FIG. 5




FIG. 2


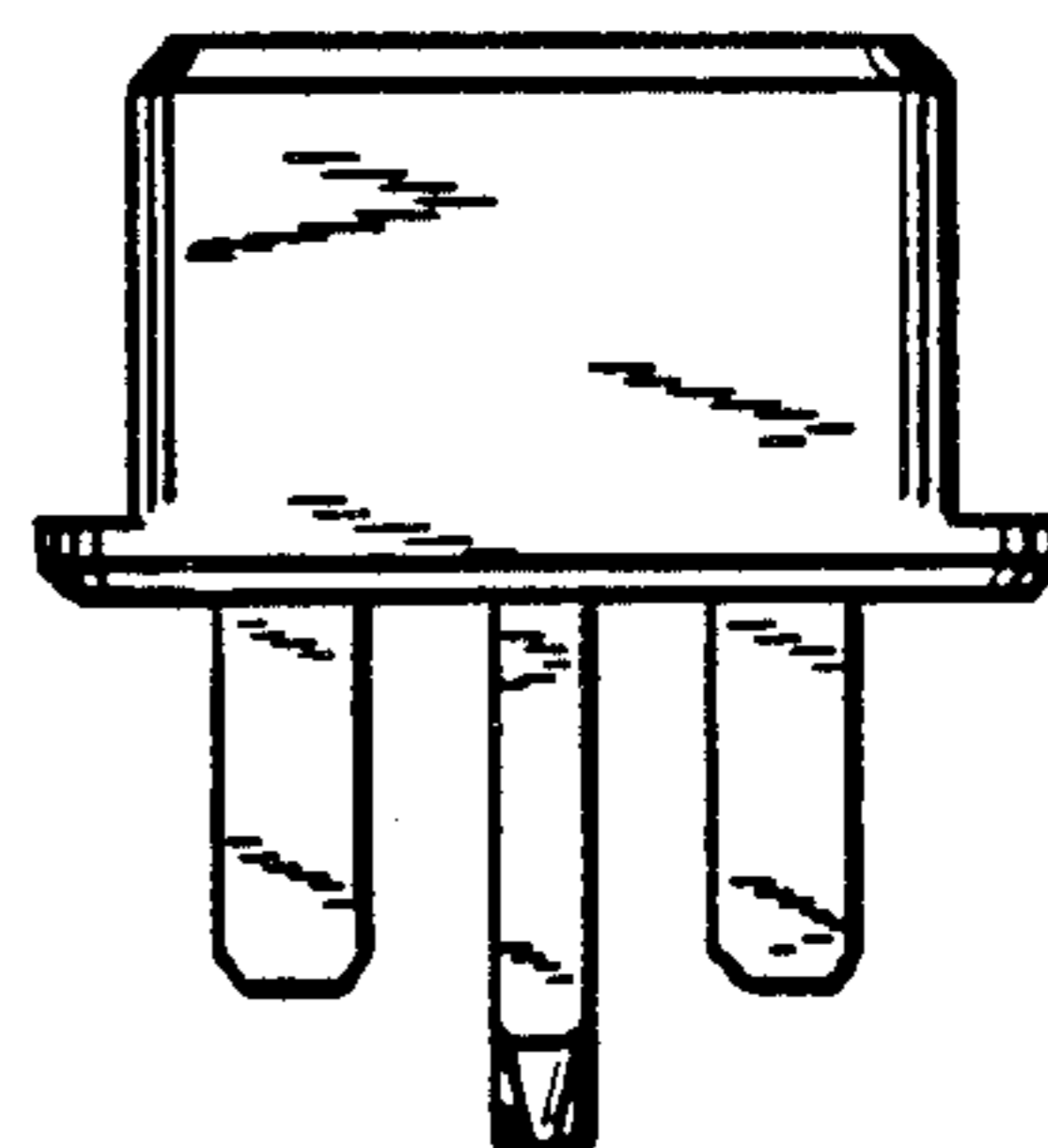


FIG. 3

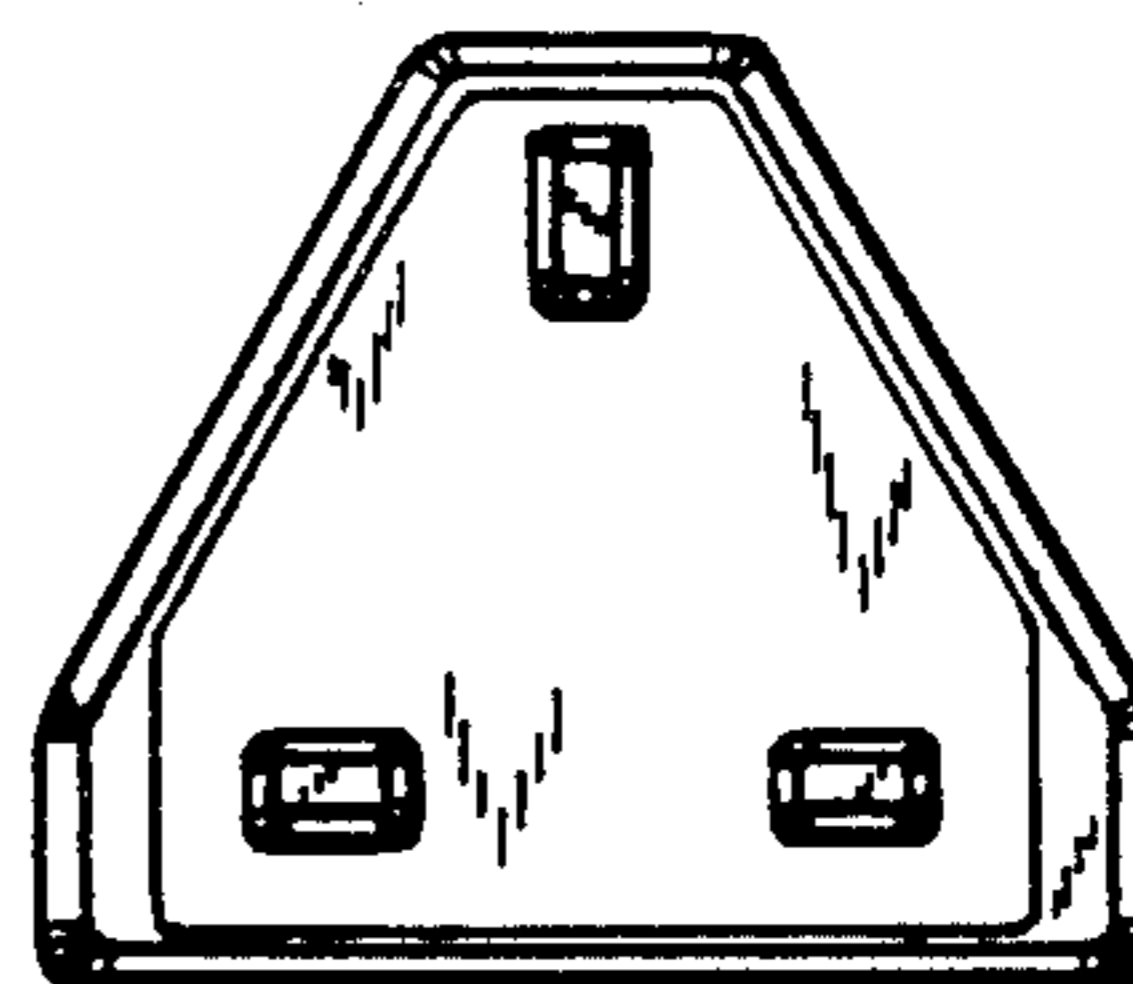


FIG. 4