

[54] **VOLTAGE CONVERTER**

[75] **Inventor:** Howard L. Rauch, Old Saybrook, Conn.
[73] **Assignee:** North American Philips Corporation, New York, N.Y.

[**] **Term:** 14 Years

[21] **Appl. No.:** 682,967

[22] **Filed:** Dec. 18, 1984

[52] **U.S. Cl.** D13/11; D13/28; D13/30

[58] **Field of Search** D13/11, 24-31; 339/166 R, 196 R, 196 M, 196 A, 107; 363/13, 14, 15; 337/197, 198, 188, 189

[56] **References Cited**

U.S. PATENT DOCUMENTS

D. 191,871 12/1961 Maecker D13/11
D. 246,709 12/1977 Pomper D13/11

OTHER PUBLICATIONS

Hardware Age, Jan. 1974, p. 147, Franzus Co.'s "Mini Converter" Model #F11.
Hong Kong Enterprise, Nov. 1983, p. 310, On Tat Bekelite Electric Works Ltd., Plug #S654.
Evans' Distributors & Jewelers Catalog ©1983, p. 195, item 16-Voltage Converter.
Franzus' 1985 Dealer Product Guide & Price List, p. 4, Voltage Converter #FR-1650.

Primary Examiner—Wallace R. Burke
Assistant Examiner—C. E. Heflin
Attorney, Agent, or Firm—Thomas A. Briody; William J. Streeter; Gregory P. Gadson

[57] **CLAIM**

The ornamental design for a voltage converter, as shown and described.

DESCRIPTION

FIG. 1 is a top left-side perspective view of a voltage converter showing my new design;
FIG. 2 right-side elevational view thereof;
FIG. 3 is a bottom plan view thereof; and
FIG. 4 is a rear elevational view thereof.




FIG.1

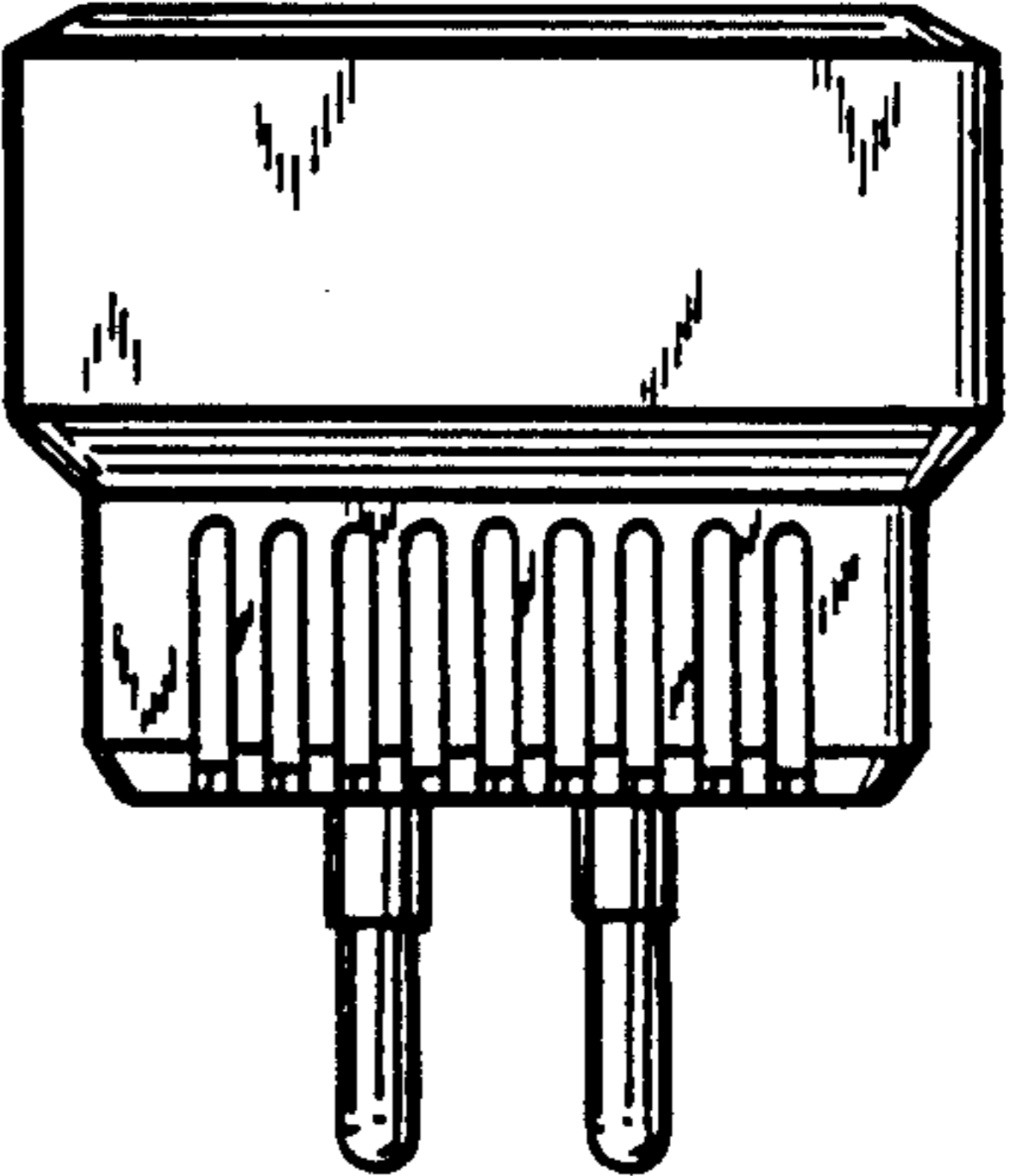



FIG.3

FIG.2

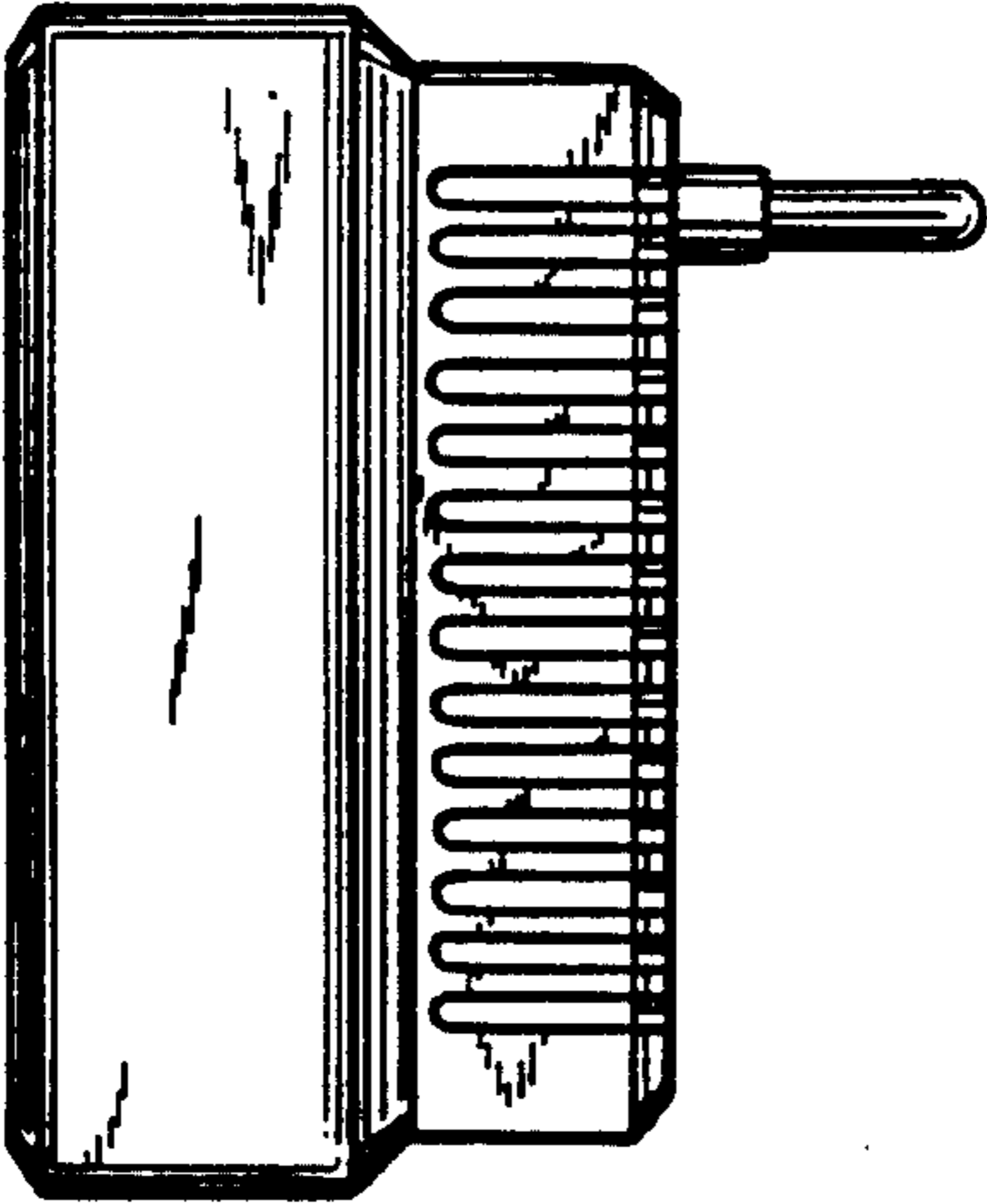


FIG.4

