

[54] ADJUSTABLE SPANNER WRENCH

[75] Inventors: Erik C. Jansson; Bengt B. Brunosson; Jan-Erik Johansson, all of Enköping, Sweden

[73] Assignee: Aktiebolaget Bahco Verktyg, Enköping, Sweden

[**] Term: 14 Years

[21] Appl. No.: 606,224

[22] Filed: May 2, 1984

[30] Foreign Application Priority Data

Nov. 2, 1983 [SE] Sweden 83-2859

[52] U.S. Cl. D8/22; D8/27

[58] Field of Search D8/17-29; 81/166, 167, 168, 169, 98-100

[56] References Cited

U.S. PATENT DOCUMENTS

D. 178,773	9/1956	Fercana	D8/22
D. 218,797	9/1970	Herrgen	D8/22
2,232,259	2/1941	Morgan	81/126
3,015,246	1/1962	Buyer	81/167
3,926,077	12/1975	Nordgren	81/126

FOREIGN PATENT DOCUMENTS

179452 5/1922 United Kingdom 81/167

OTHER PUBLICATIONS

"Autocar", Mar. 27, 1982, Fiat advertisement, The Spanner.
Swedish catalogue "Clas Ohlson AB" of 1977-1978.
French catalogue "Manufrance" of 1973.
Advertisement (Kamasa Tools).

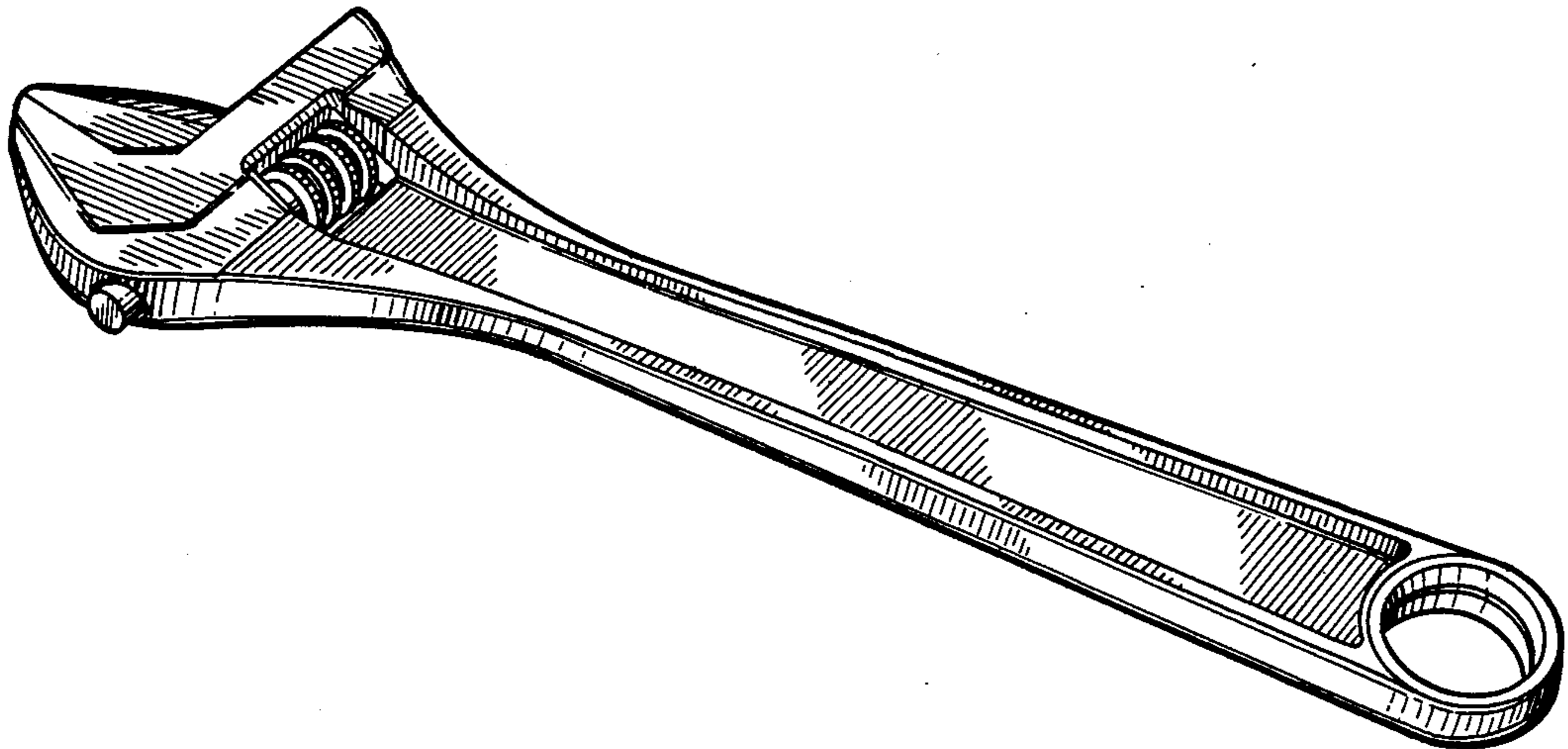
Primary Examiner—Susan J. Lucas
Assistant Examiner—C. E. Heflin
Attorney, Agent, or Firm—Oblon, Fisher, Spivak, McClelland & Maier

[57] CLAIM

The ornamental design for an adjustable spanner wrench, as shown.

DESCRIPTION

FIG. 1 is a top and one side perspective view of the adjustable spanner wrench showing our new design; FIG. 2 is a bottom and opposite side perspective view thereof; FIG. 3 is a front elevational view thereof; FIG. 4 is a bottom plan view thereof; FIG. 5 is a side elevational view thereof.



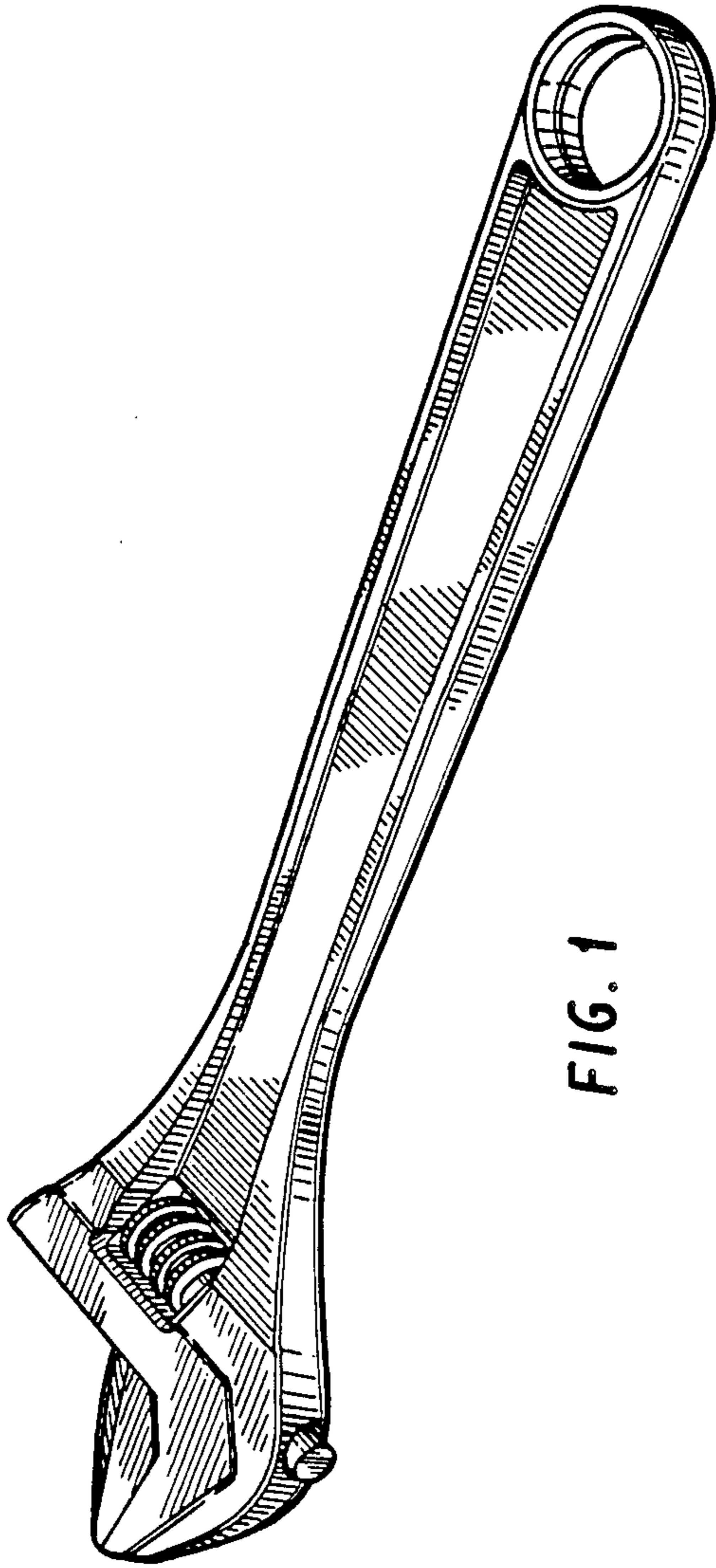


FIG. 1

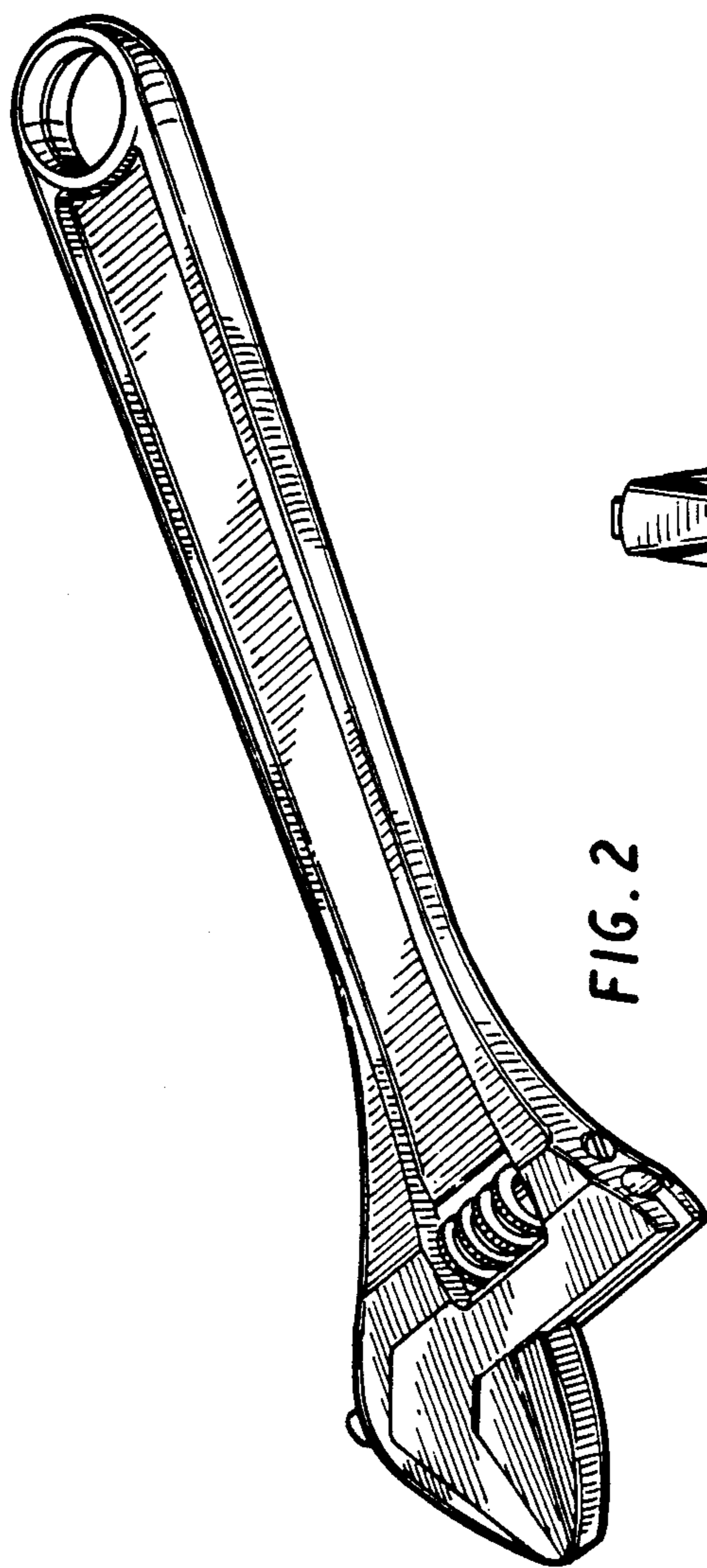


FIG. 2



FIG. 3



FIG. 4

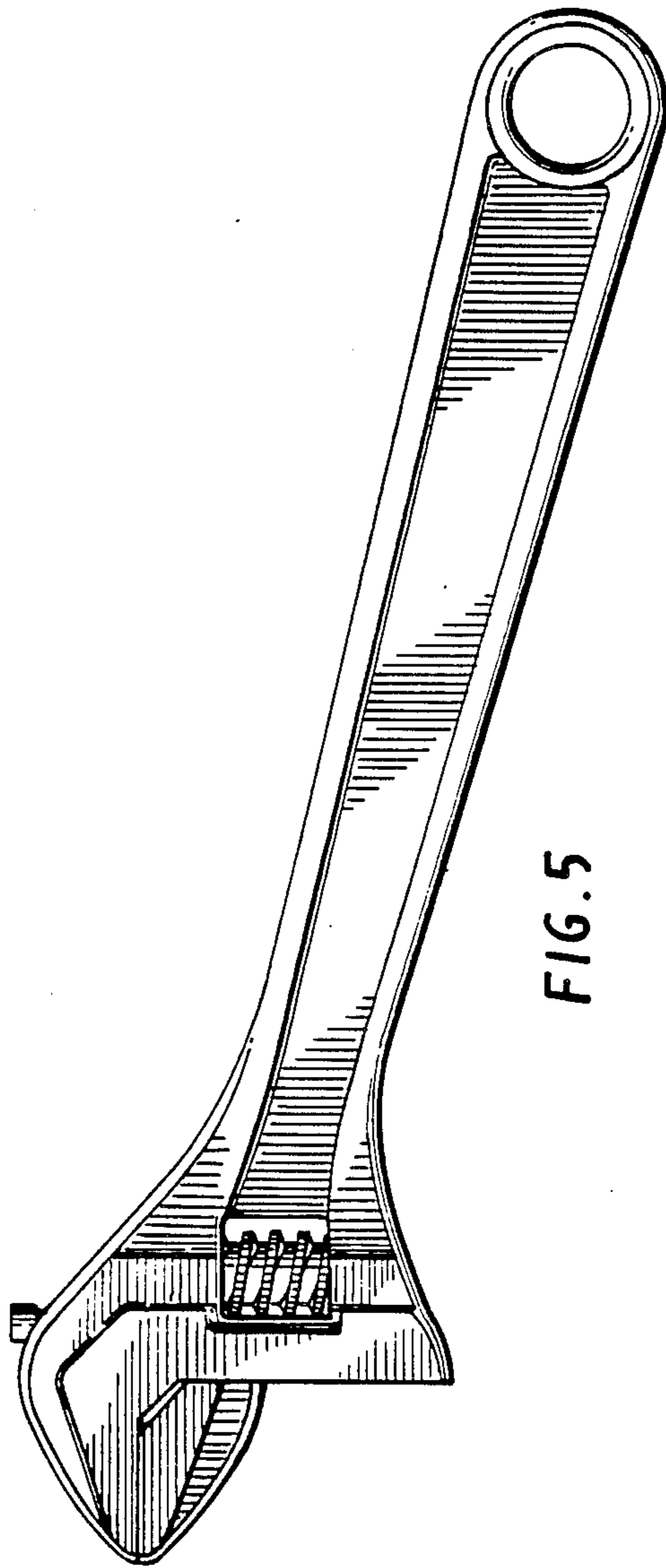


FIG. 5