

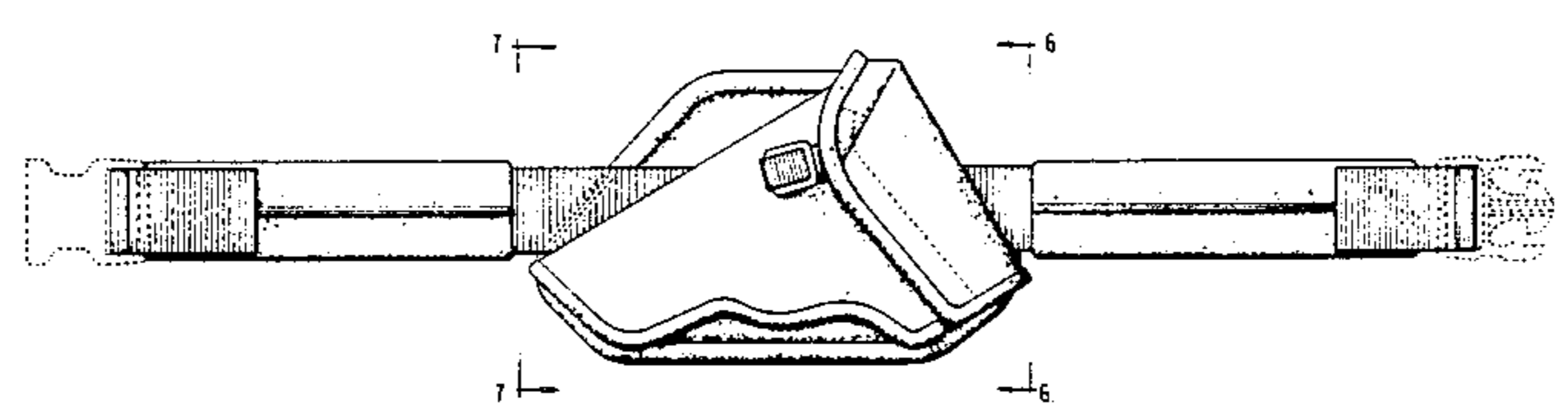
[54] **COMBINED BALANCED HOLSTER AND BELT**
[75] **Inventor: Robert W. Remington, Kamiah, Id.**
[73] **Assignee: Claude R. Wimer, Jr., Naples, Fla. ; a part interest**
[**] **Term: 14 Years**
[21] **Appl. No.: 784,495**
[22] **Filed: Oct. 4, 1985**
[52] **U.S. Cl. D3/101**
[58] **Field of Search D3/100, 101, 102; 224/911**

[56] **References Cited**
U.S. PATENT DOCUMENTS
3,731,858 5/1973 Baker D3/101 X
4,084,734 4/1978 Bianchi et al. D3/101 X

Primary Examiner—A. Hugo Word
Attorney, Agent, or Firm—Brady, O'Boyle & Gates

[57] **CLAIM**
The ornamental design for a combined balanced holster and belt, substantially as shown and described.

DESCRIPTION
FIG. 1 is a front elevational view of a combined balanced holster and belt showing my new design, with the buckle assembly shown in phantom;
FIG. 2 is a front elevational view thereof, similar to FIG. 1 and showing the balanced holster in open position;
FIG. 3 is a rear elevational view thereof;
FIG. 4 is a top plan view thereof;
FIG. 5 is a bottom plan view thereof;
FIG. 6 is an end view thereof taken along the line 6—6 through the belt, in FIG. 1;
FIG. 7 is a view of the opposite end thereof taken along the line 7—7 through the belt, in FIG. 1; and
FIG. 8 is a front elevational view thereof showing a combined balanced holster and belt of my new design in its use position on a user shown in phantom lines.
The broken line showing of the buckle assembly and the human figure is for illustrative purposes only and forms no part of the claimed design.



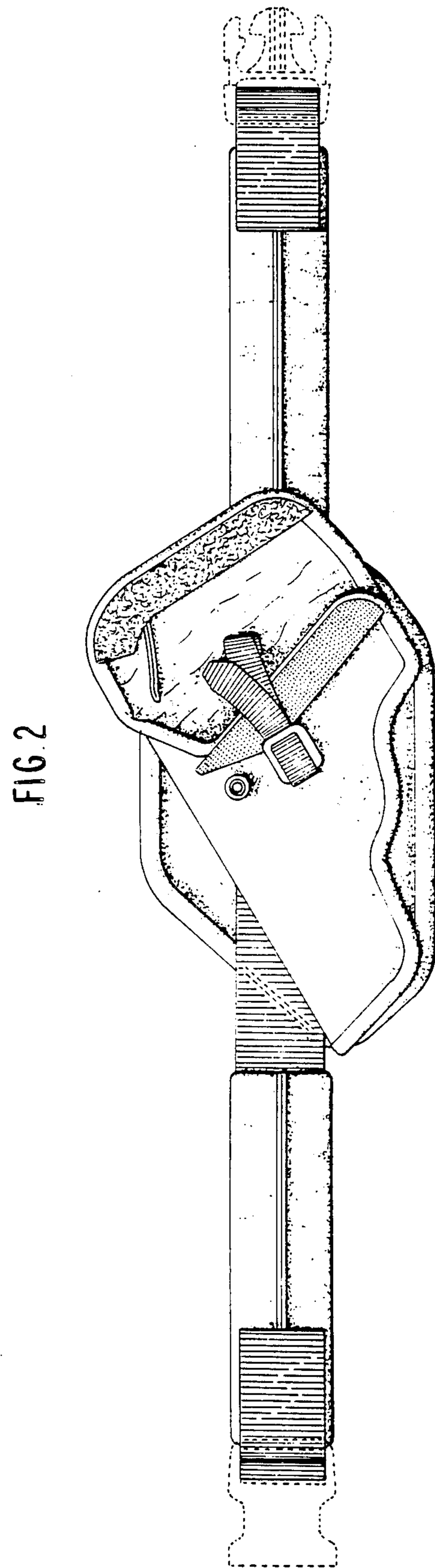
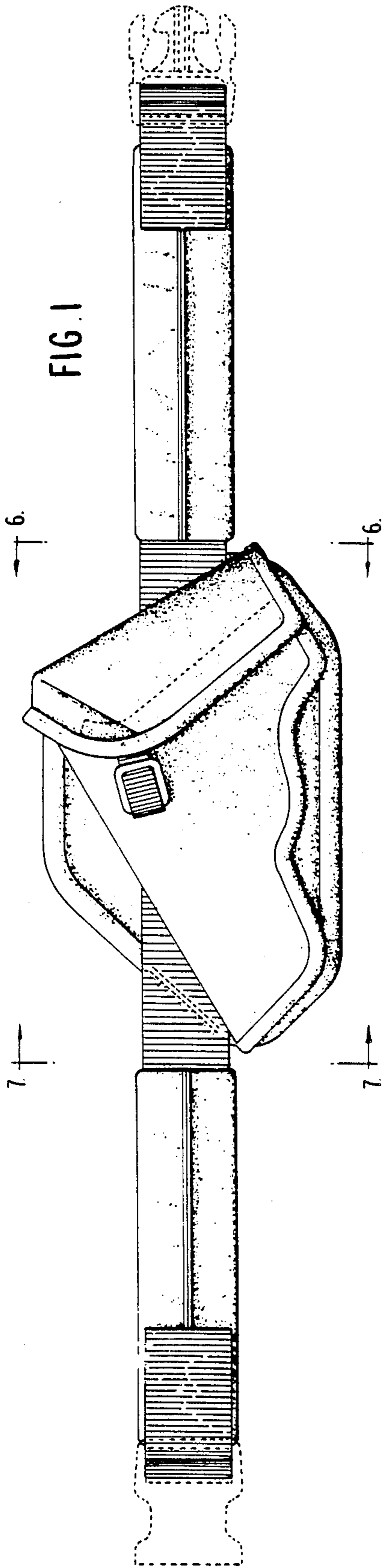


FIG. 3

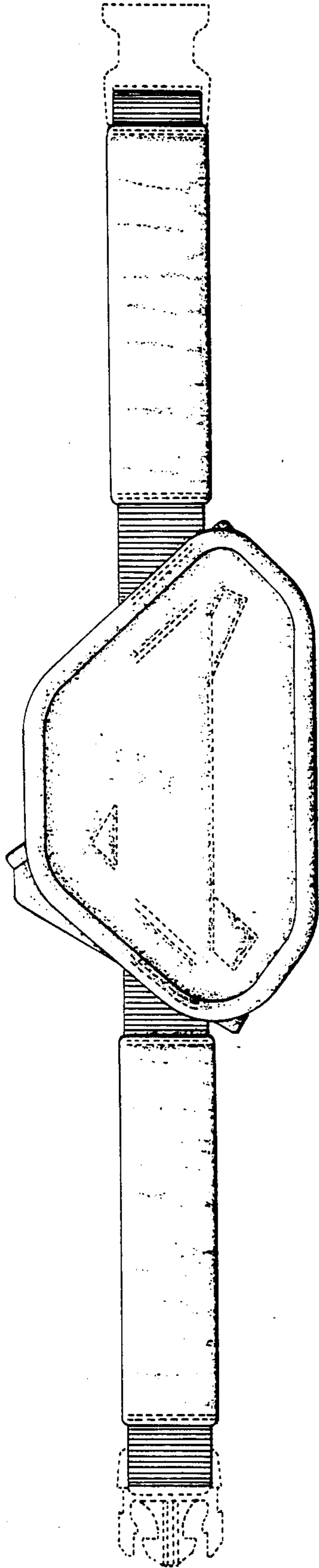


FIG. 4

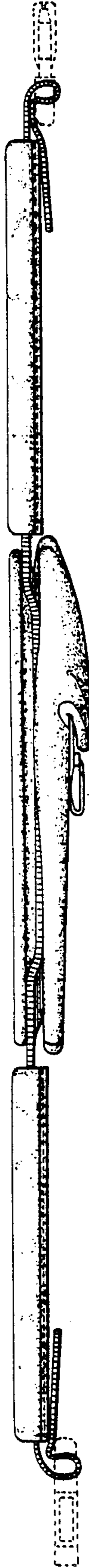


FIG. 5




FIG. 7

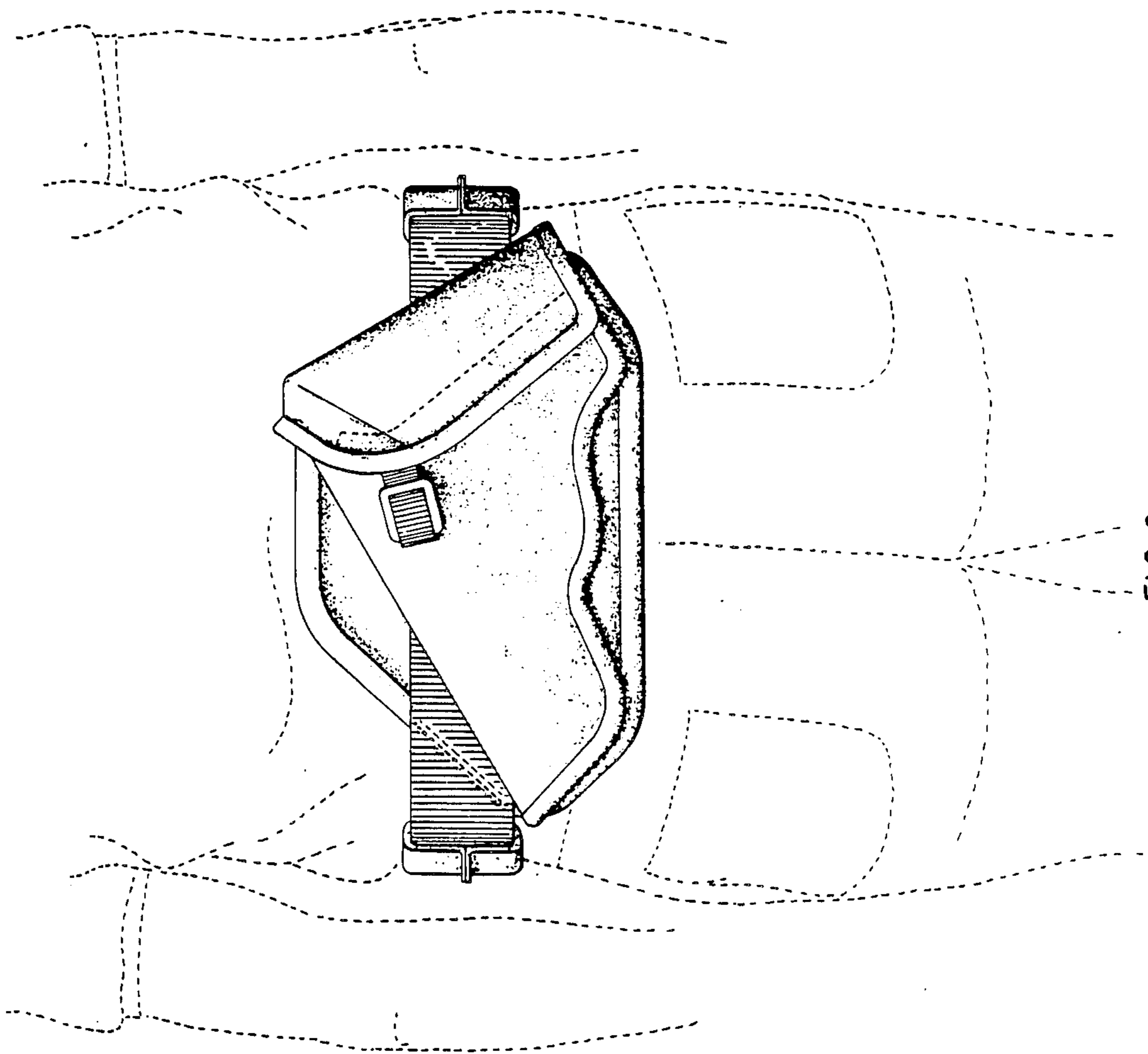



FIG. 8

FIG. 6

