

United States Patent [19]

Shaer et al.

[11] Patent Number: **Des. 292,605**

[45] Date of Patent: **** Nov. 3, 1987**

[54] **TOILET TANK DISPENSER**

[75] Inventors: **Elias H. Shaer, Cincinnati, Ohio;**
Bryan Gask, Janesville, Wis.

[73] Assignee: **The Drackett Company, Cincinnati, Ohio**

[**] Term: **14 Years**

[21] Appl. No.: **690,001**

[22] Filed: **Jan. 9, 1985**

[52] U.S. Cl. **D23/208**

[58] Field of Search **D23/1, 3, 4, 48, 69;**
239/310; 4/222-224, 227-228, 231; 222/54,
173, 180

[56] **References Cited**

U.S. PATENT DOCUMENTS

D. 276,646	12/1984	Ronayne	D23/3
D. 283,726	5/1986	Jones et al.	D23/3
D. 284,693	7/1986	Ronayne	D23/3
4,432,102	2/1984	Woodruff et al.	4/228
4,453,278	6/1984	Doggett et al.	4/228

4,455,692	6/1984	Hegge et al.	4/228
4,459,710	7/1984	Keyes et al.	4/228

FOREIGN PATENT DOCUMENTS

2090884	7/1982	United Kingdom	4/227
---------	--------	----------------	-------	-------

Primary Examiner—Wallace R. Burke
Assistant Examiner—Brian N. Vinson
Attorney, Agent, or Firm—Charles Zeller

[57] **CLAIM**

The ornamental design for a toilet tank dispenser, as shown and described.

DESCRIPTION

FIG. 1 is a perspective view of a toilet tank dispenser showing my new design, the broken-line showing of the hanger bracket being for illustrative purposes only and forming no part of the claimed design;

FIG. 2 is a top plan view thereof;

FIG. 3 is a front elevational view thereof;

FIG. 4 is a left side elevational view thereof;

FIG. 5 is a right side elevational view thereof;

FIG. 6 is a rear elevational view thereof; and

FIG. 7 is a bottom plan view thereof.

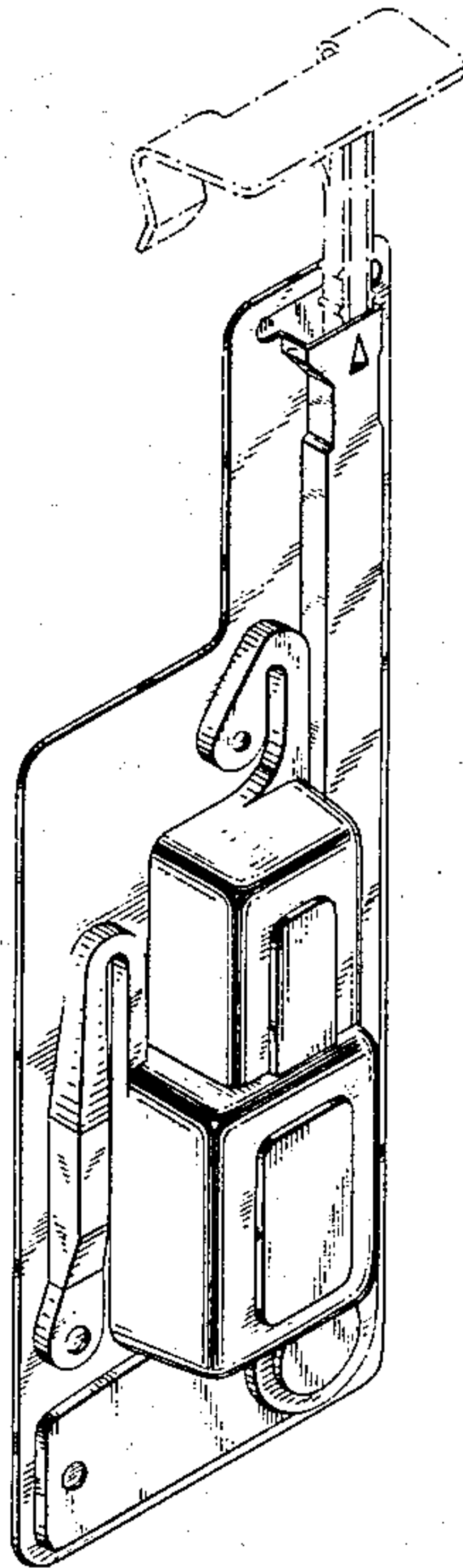


FIG. 1

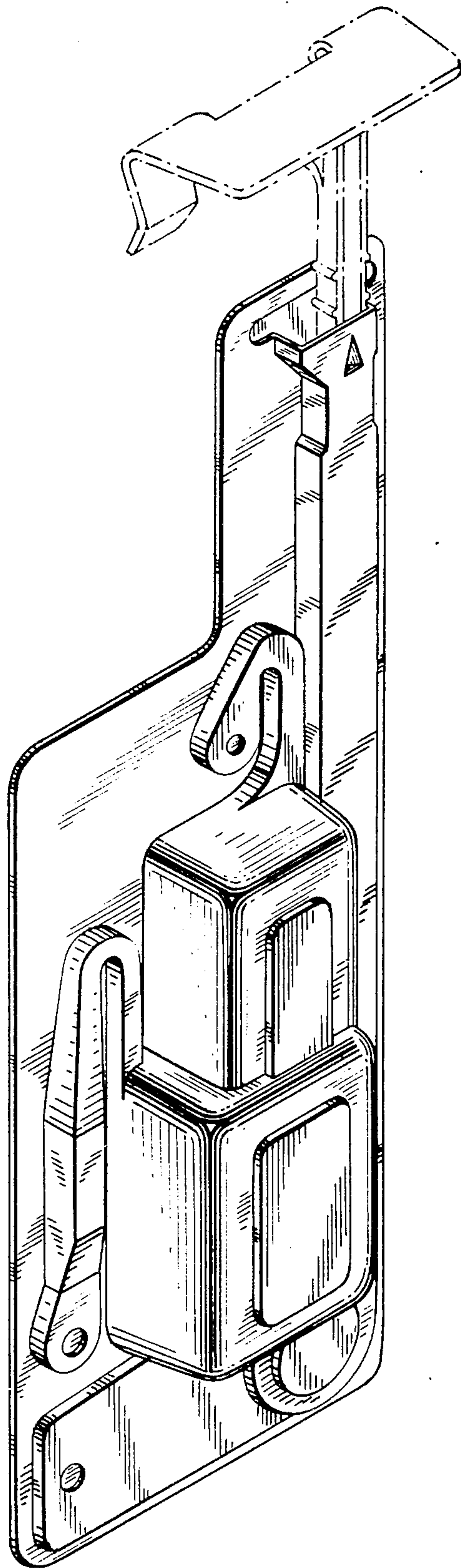


FIG. 2

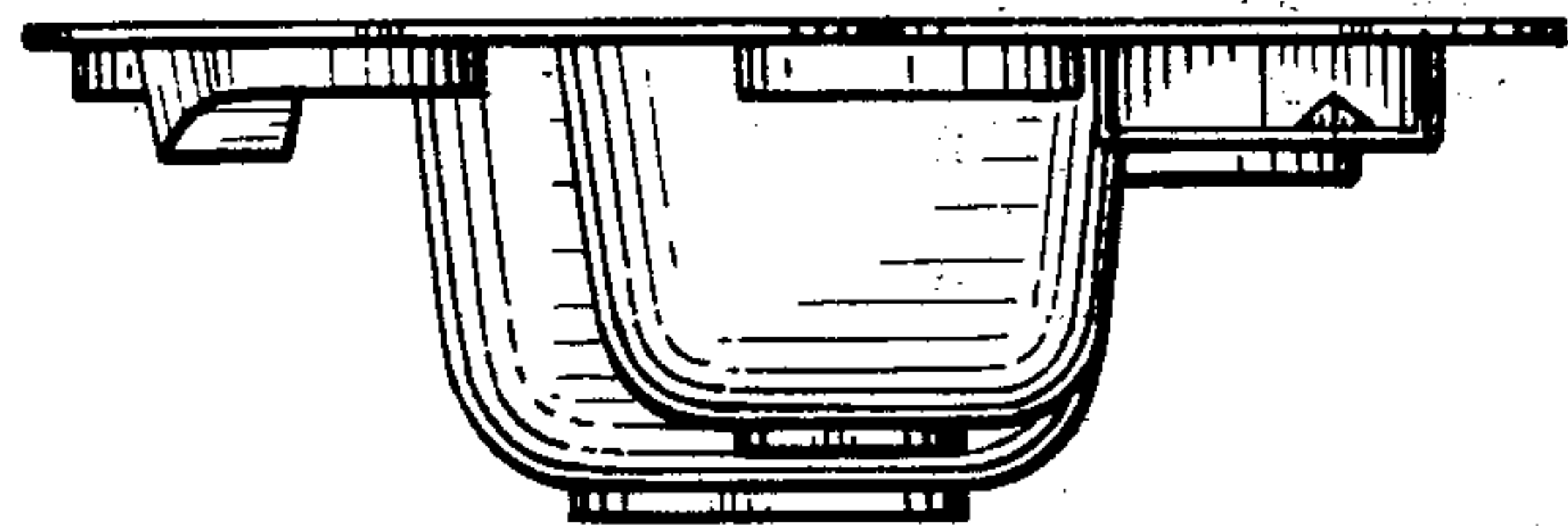


FIG. 3

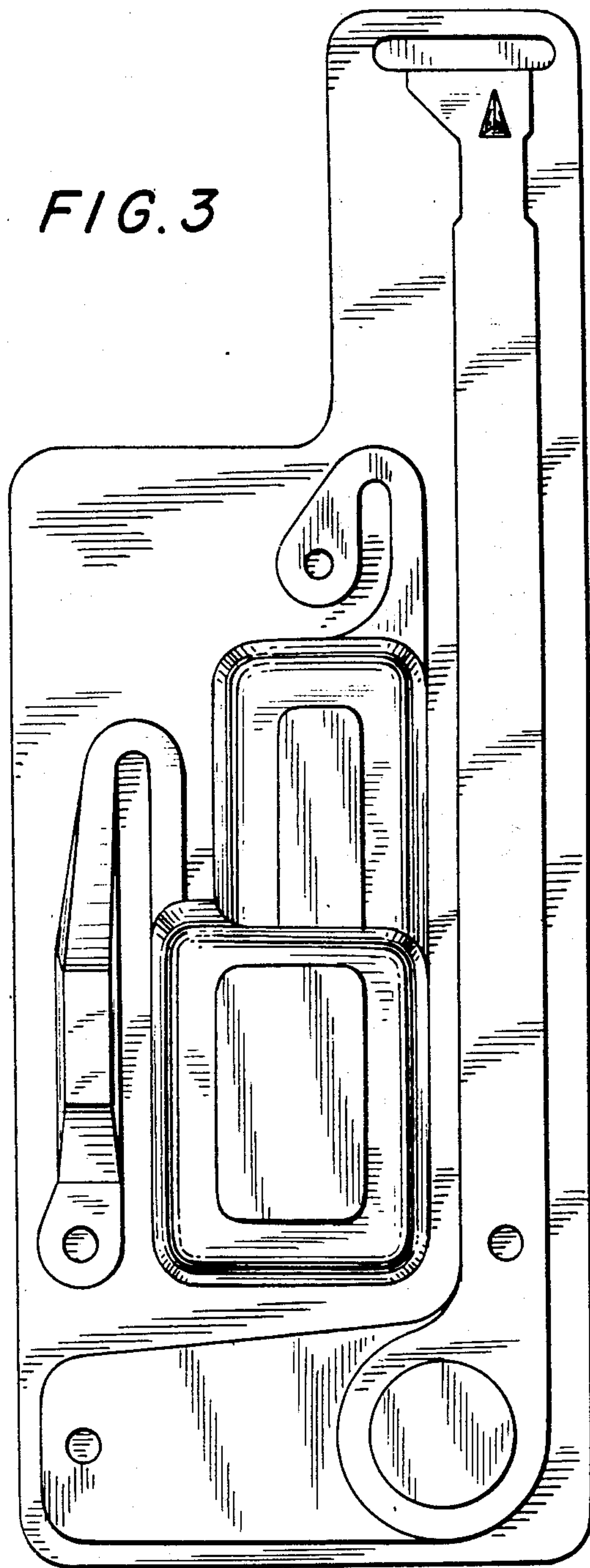


FIG. 4

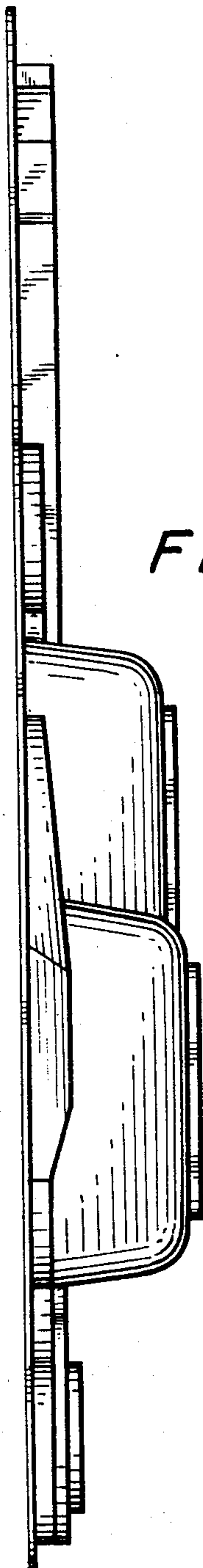


FIG. 5

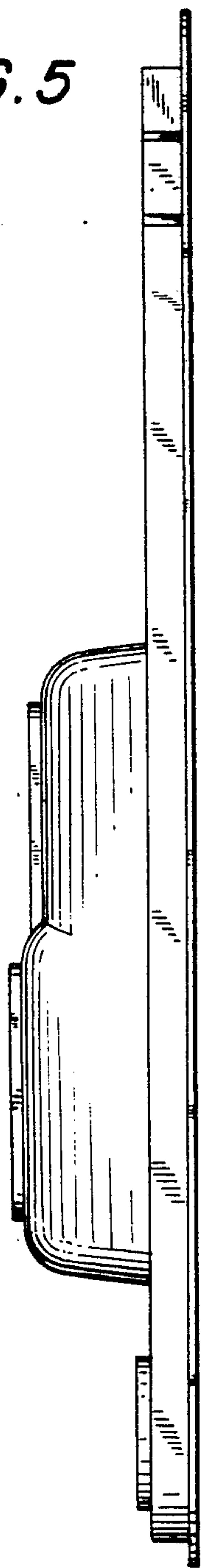


FIG. 6




FIG. 7

