

# United States Patent [19]

Thompson

[11] Patent Number: Des. 292,522

[45] Date of Patent: \*\* Oct. 27, 1987

[54] TENNIS RACQUET

[76] Inventor: **Larry D. Thompson**, 13030 Audelia,  
#1206, Dallas, Tex. 75243

[\*\*] Term: **14 Years**

[21] Appl. No.: **710,667**

[22] Filed: **Mar. 12, 1985**

[52] U.S. Cl. .... **D21/212**

[58] Field of Search ..... **D21/212; 273/73 R, 73 C,  
273/73 F, 73 G, 73 H, 73 K**

[56] **References Cited**

### U.S. PATENT DOCUMENTS

257,163 9/1880 Lo .  
801,246 10/1905 Johnson .  
2,626,804 1/1953 Robinson .  
3,239,224 3/1966 Finn et al. .  
3,917,267 11/1975 McGrath .  
4,061,333 12/1977 Shaps .  
4,151,995 5/1979 Weed .  
4,162,791 7/1979 Seehase .  
4,247,103 1/1981 Garver .

4,247,104 1/1981 Goldsmith .  
4,265,450 5/1981 Drake et al. .  
4,310,157 1/1982 Greenberg .  
4,322,076 3/1982 Bertram et al. .  
4,346,891 8/1982 Epstein .

### FOREIGN PATENT DOCUMENTS

14247 of 1884 United Kingdom .  
428225 4/1911 France .


*Primary Examiner*—Melvin B. Feifer  
*Attorney, Agent, or Firm*—Richards, Harris, Medlock &  
Andrews

[57] **CLAIM**

The ornamental design for a tennis racquet, as shown.

### DESCRIPTION

FIG. 1 is a perspective view of a tennis racquet showing my new design;  
FIG. 2 is a front view thereof;  
FIG. 3 is a side view thereof;  
FIG. 4 is a top view thereof;  
FIG. 5 is a bottom view thereof.



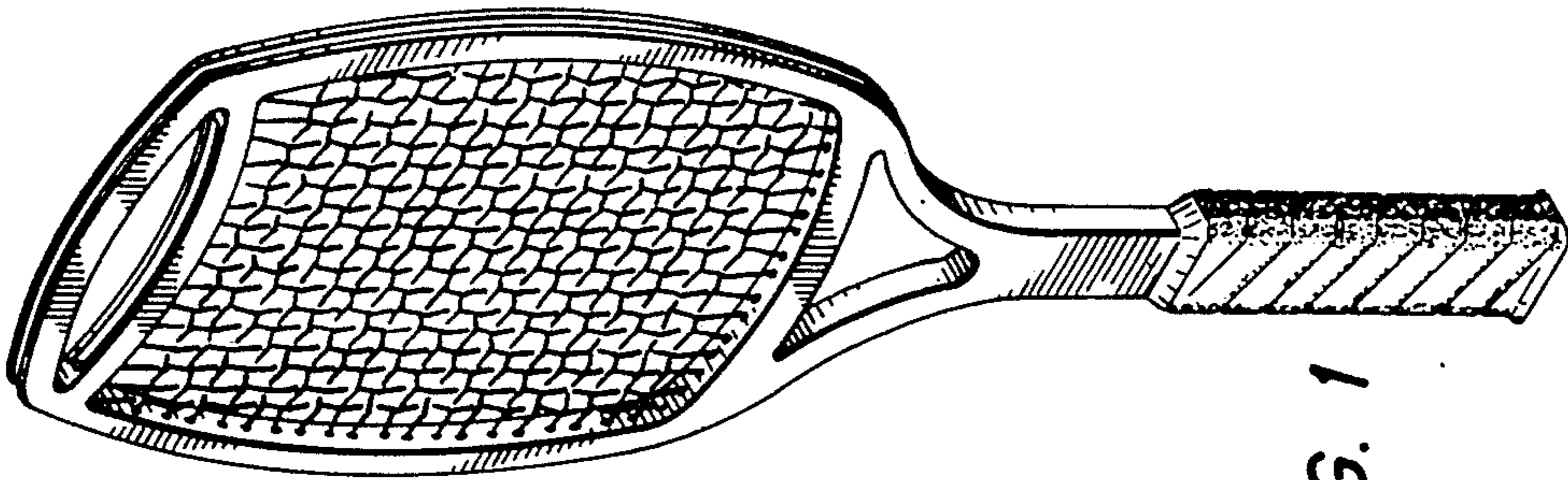


FIG. 1

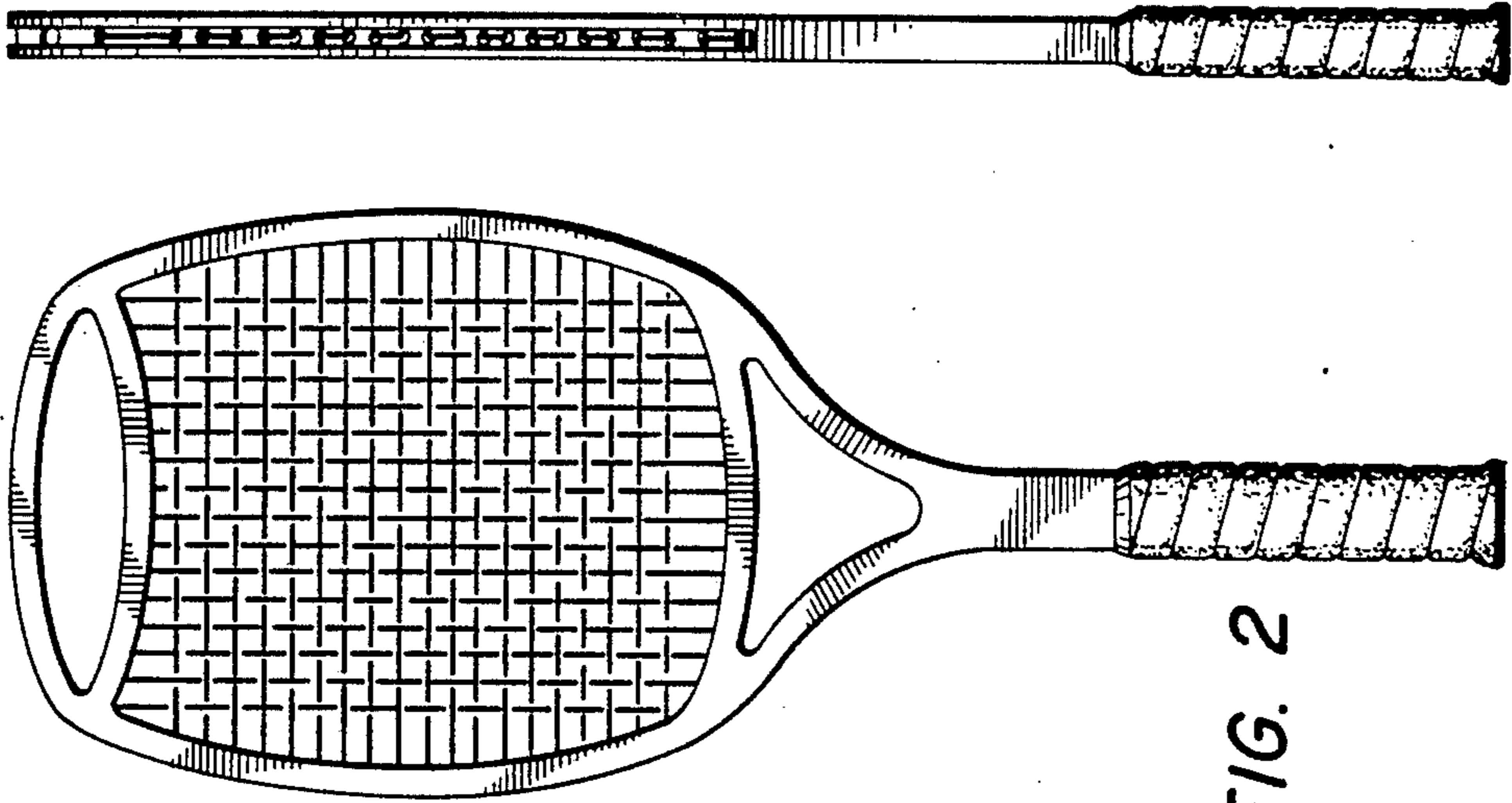


FIG. 2



FIG. 3



FIG. 4



FIG. 5