

[54] COMBINED CLOSURE AND MEASURING CUP

[75] Inventors: Samuel Ross, Cincinnati, Ohio; John Pardo, Yonkers, N.Y.

[73] Assignee: The Procter & Gamble Company, Cincinnati, Ohio

[**] Term: 14 Years

[21] Appl. No.: 658,731

[22] Filed: Oct. 9, 1984

[30] Foreign Application Priority Data

[ZZ]

[52] U.S. Cl. D9/453; D9/452; D9/454

[58] Field of Search D9/434-454; 215/228, 354, 295, 305; 206/137

[56] References Cited

U.S. PATENT DOCUMENTS

- D. 51,893 3/1918 Temple et al. D9/454 X
- D. 142,623 10/1945 Derham D9/453
- D. 194,716 2/1963 Edell D9/436
- D. 200,673 4/1965 Warden et al. D9/436
- D. 208,508 9/1967 Klein D9/453

- D. 210,447 4/1968 Vanderhyde D9/453
- D. 233,507 11/1974 Stevens, Jr. D9/453
- D. 279,456 7/1985 Fortuna D9/453 X
- 2,850,194 9/1958 Williams 215/228 X
- 3,108,314 10/1963 House D9/447 X
- 3,123,205 3/1964 Ehram 206/137
- 3,223,269 12/1965 Williams 215/354 X
- 3,370,732 2/1968 La Vange 215/354 X

Primary Examiner—Bernard Ansher
Assistant Examiner—Linda Titolo
Attorney, Agent, or Firm—J. Wesley Blumenshine; John M. Pollaro; Richard C. Witte

[57] CLAIM

The ornamental design for a combined closure and measuring cup, as shown and described.

DESCRIPTION

FIG. 1 is a front elevational view of a combined closure and measuring cup showing our new design, the rear elevational view being a mirror image thereof; FIG. 2 is a top plan view thereof; FIG. 3 is a bottom plan view thereof; and FIG. 4 is a bottom front perspective view thereof. The right and left side elevational views are substantially mirror images of FIG. 1 with the threads being uninterrupted.

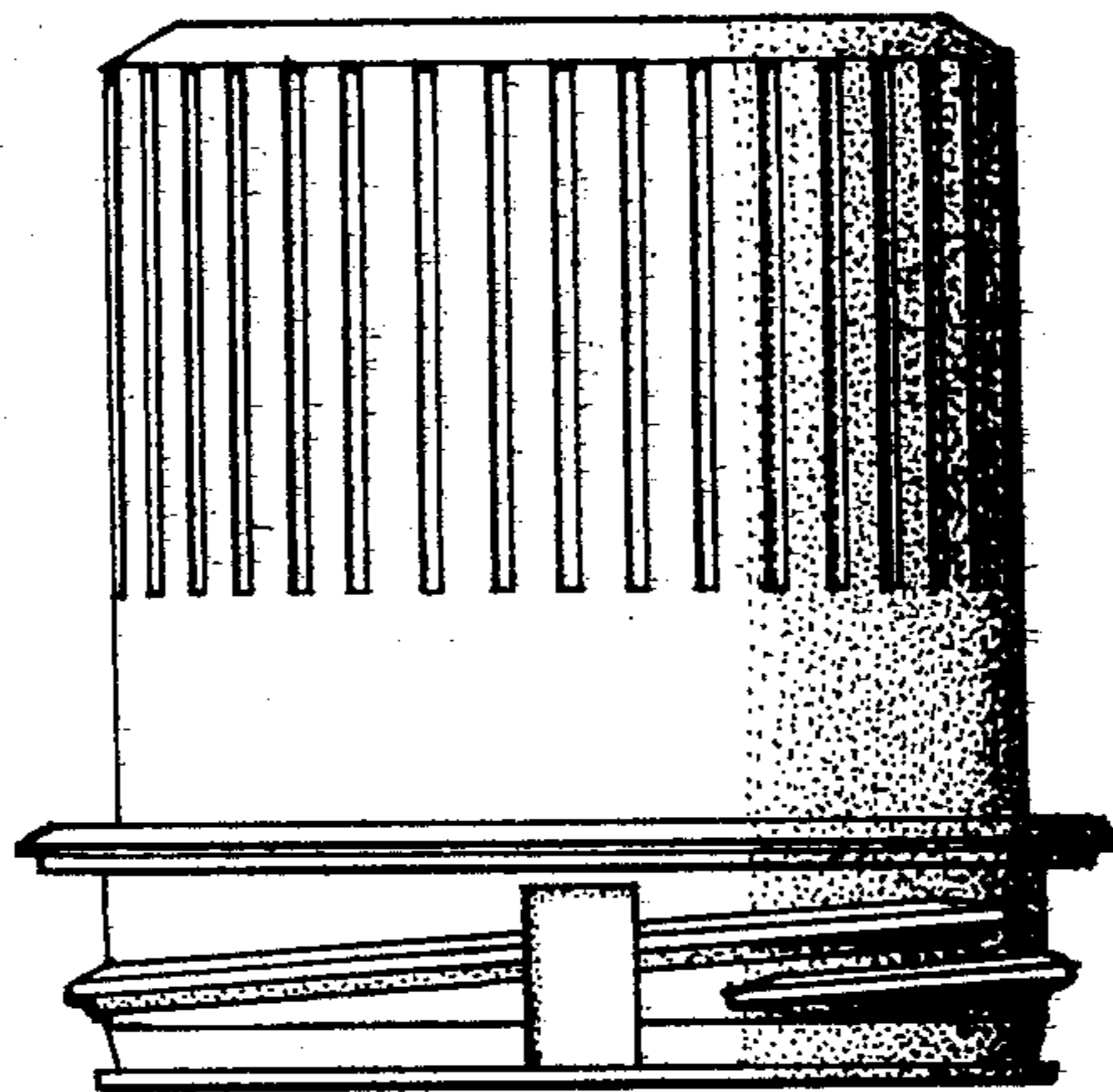


Fig. 1

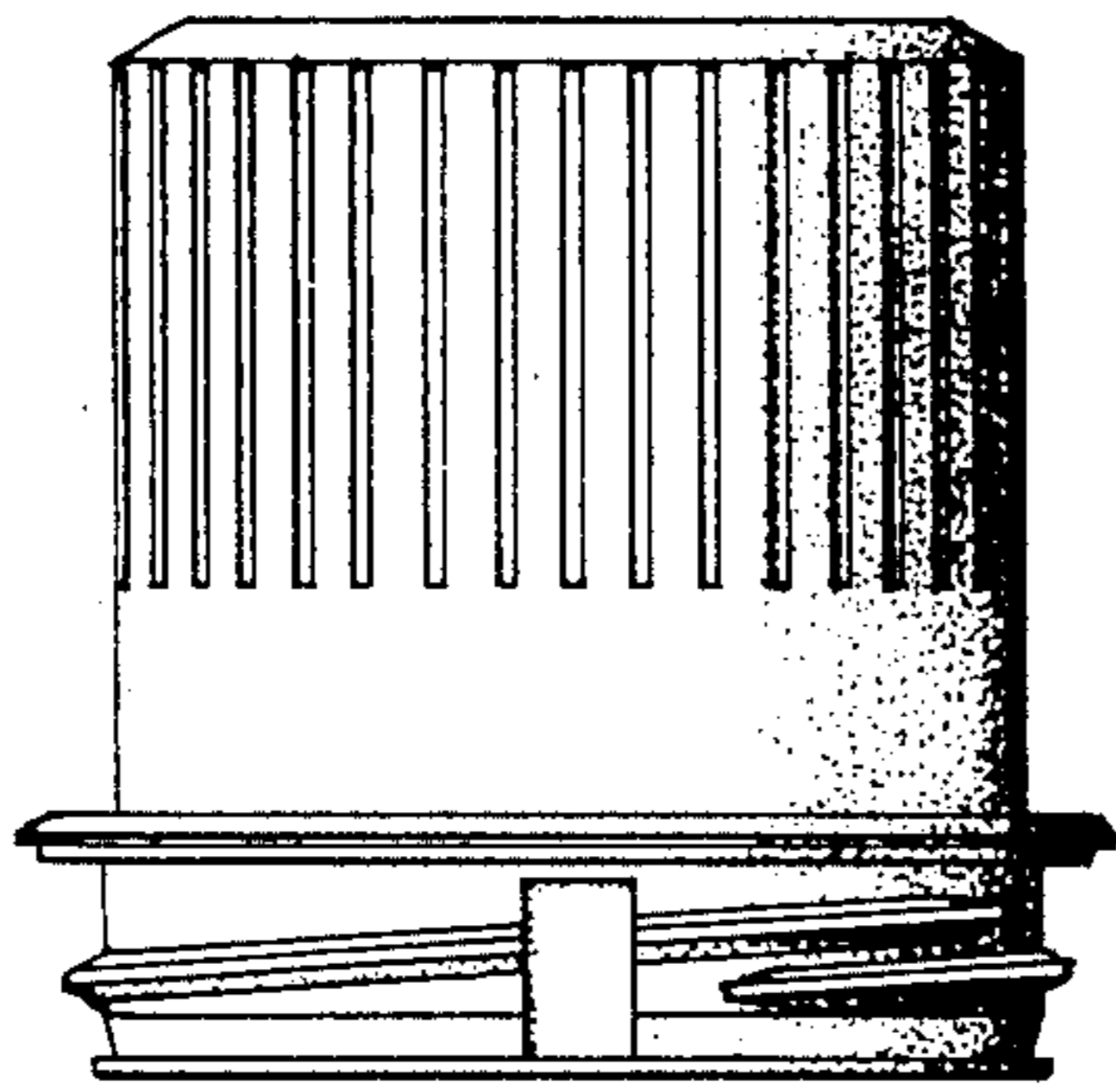


Fig. 2

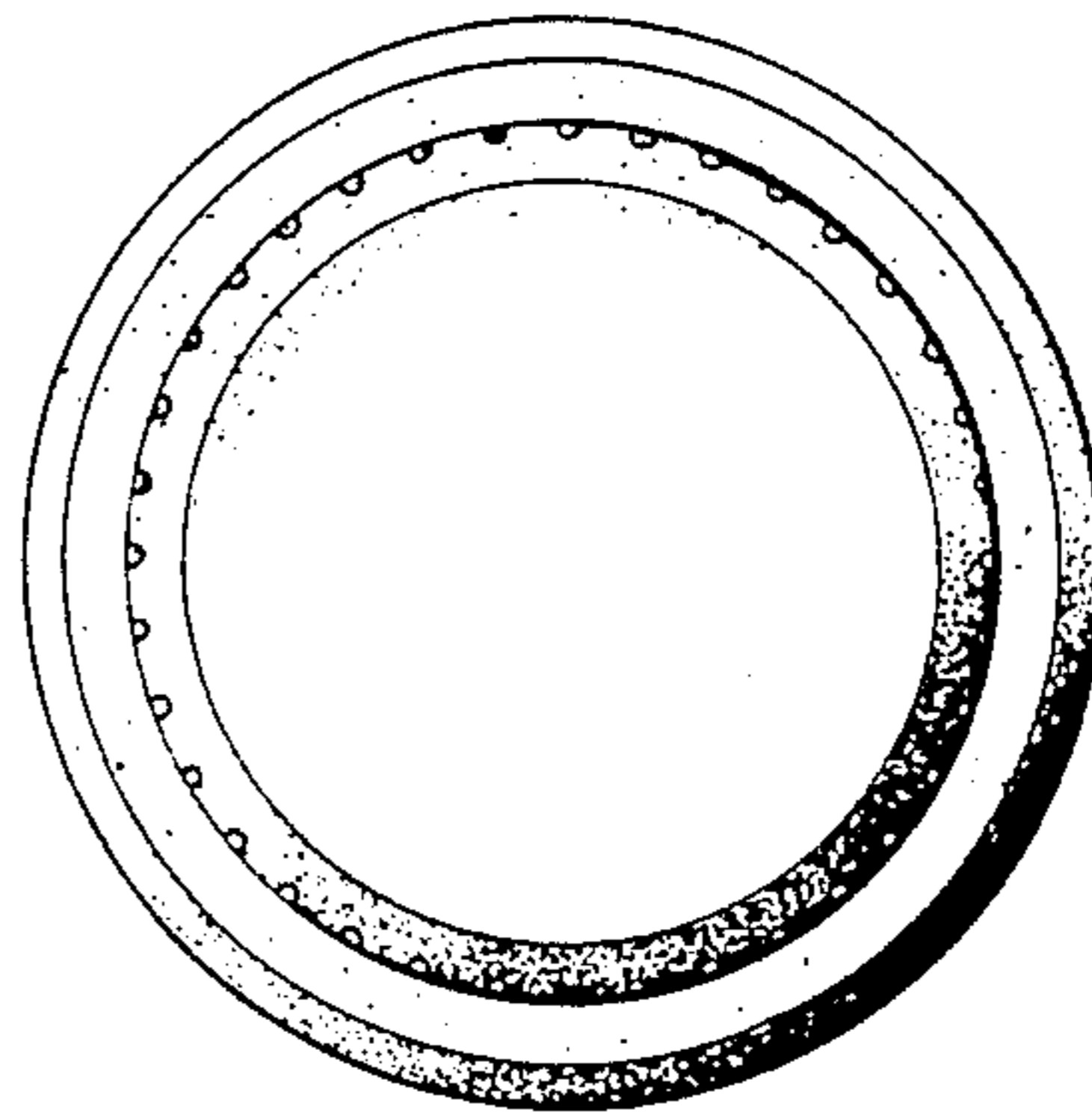


Fig. 3

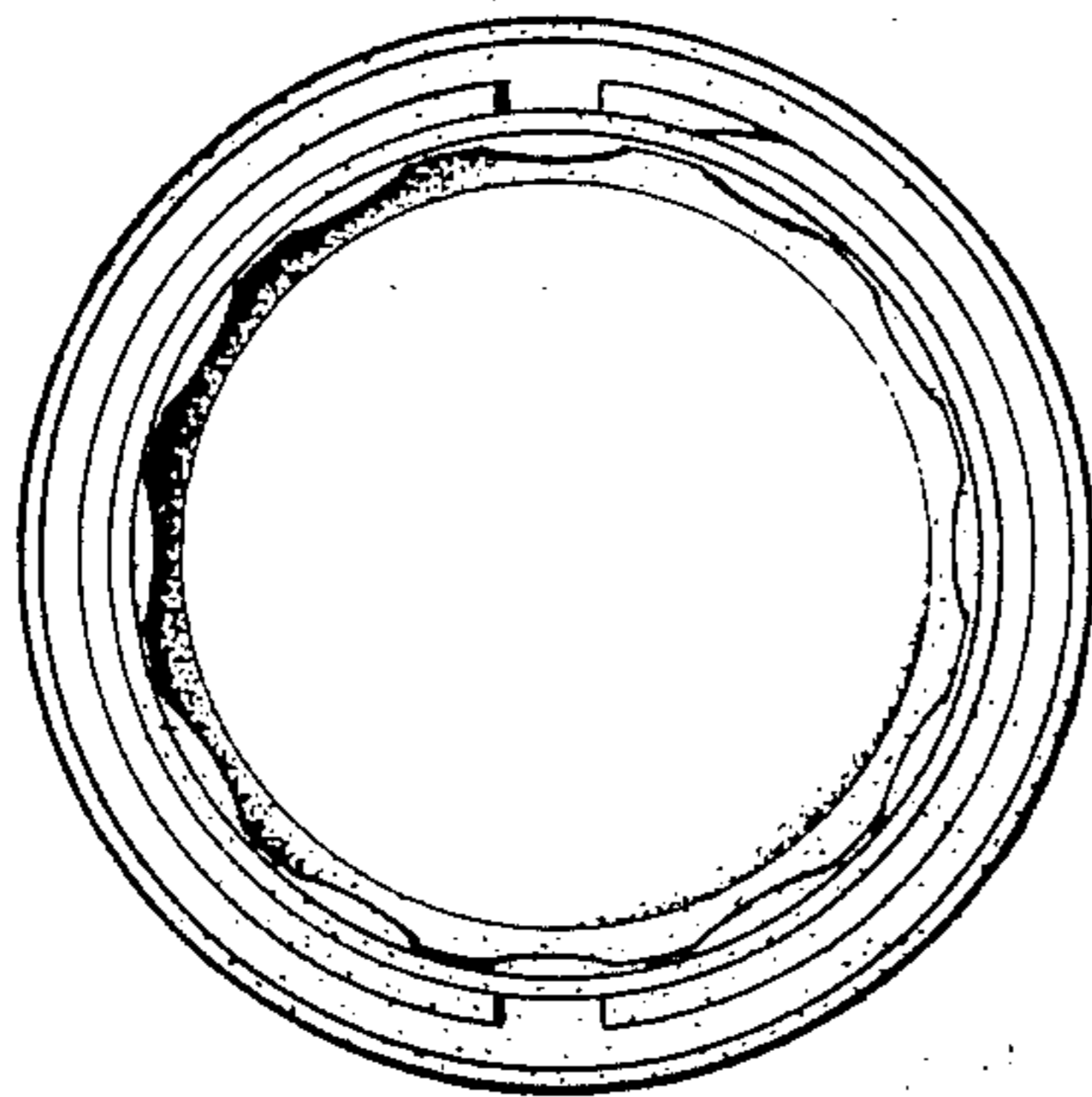


Fig. 4

