

United States Patent [19] Kitchen

[11] Patent Number: **Des. 292,475**
[45] Date of Patent: **** Oct. 27, 1987**

[54] **PLANT STAKE**

[76] Inventor: **Robert J. Kitchen, 2721 Third Ave.
West, Hibbing, Minn. 55746**

[**] Term: **14 Years**

[21] Appl. No.: **793,783**

[22] Filed: **Nov. 1, 1985**

[52] U.S. Cl. **D8/1**

[58] Field of Search **D8/1, 6; 47/42-47**

[56] **References Cited**

U.S. PATENT DOCUMENTS

D. 213,058	12/1968	Clifton	D8/10
D. 215,320	9/1969	Klayman	D8/1
D. 267,307	12/1982	Lowdon	D8/13 X
1,549,274	8/1925	Lewis	.	
1,771,207	7/1930	Coscioni	.	
2,024,546	12/1935	Starkey	.	
2,349,110	5/1944	Potstada	47/47 X
2,426,443	8/1947	Fetterman	.	
3,149,873	9/1964	Mockabee	294/50.5
3,188,771	6/1965	Ballai	.	
3,210,112	10/1965	Glynn	D8/5 X

3,290,821	12/1966	Parry	.	
3,307,305	3/1967	Atkinson, Jr.	47/47
3,397,485	8/1968	Peterson	.	

FOREIGN PATENT DOCUMENTS

2108812	5/1983	United Kingdom	47/47
---------	--------	----------------	-------	-------


Primary Examiner—Wallace R. Burke
Assistant Examiner—Brian N. Vinson
Attorney, Agent, or Firm—Peterson, Wicks, Nemer & Kamrath

[57] **CLAIM**

The ornamental design for a plant stake, as shown and described.

DESCRIPTION

FIG. 1 is a perspective view of a plant stake embodying my new design;
FIG. 2 is a left side elevation thereof, with a right side elevation thereof being a mirror image thereof;
FIG. 3 is a front elevation thereof;
FIG. 4 is a rear elevation thereof;
FIG. 5 is a top plan thereof; and
FIG. 6 is a bottom plan thereof.



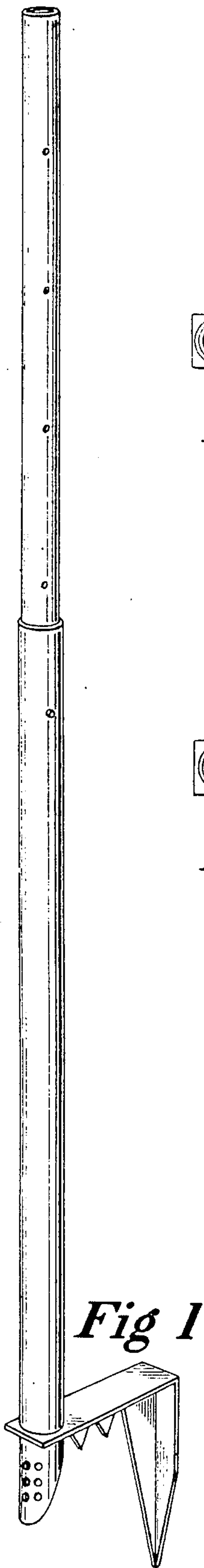


Fig 1

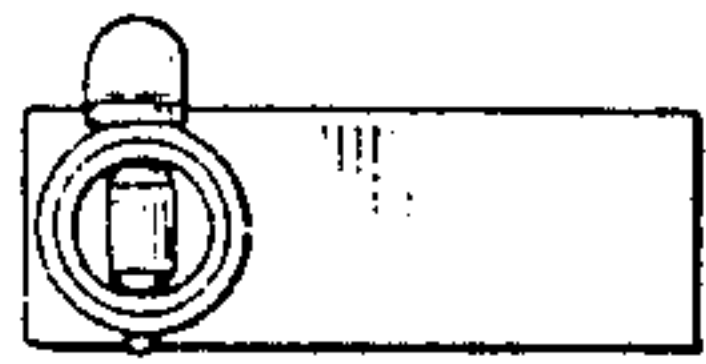


Fig 5

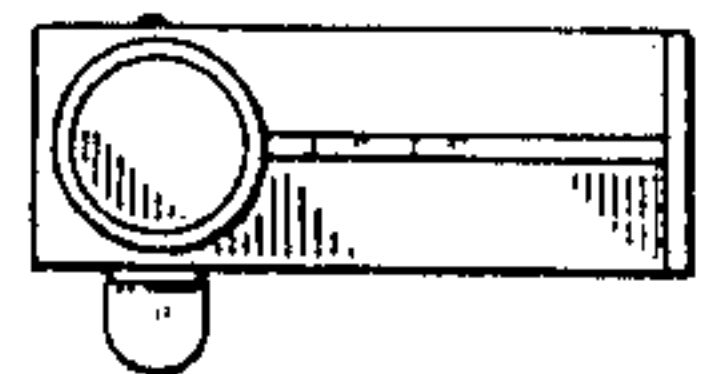


Fig 6

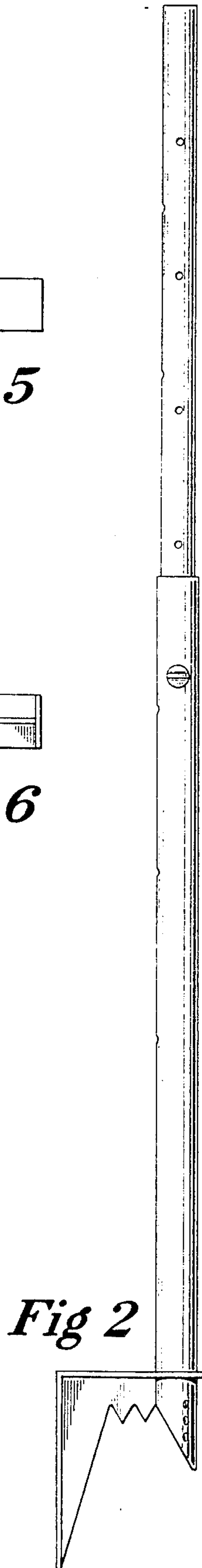


Fig 2



Fig 3

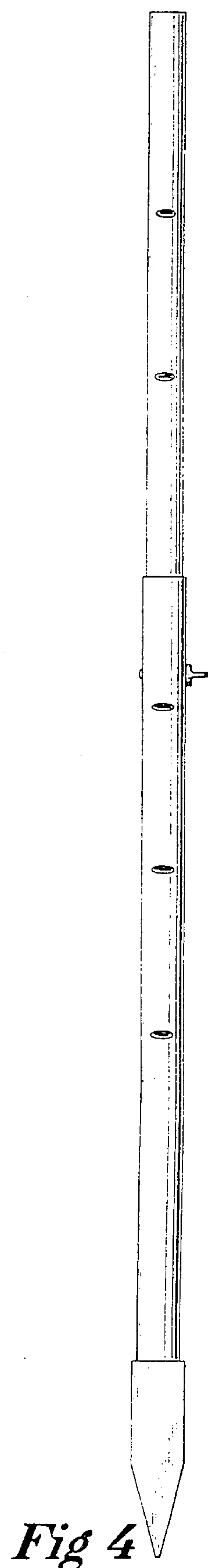


Fig 4