

[54] ROTISSERIE MOTOR FOR A BARBECUE SPIT

[76] Inventor: Walter A. Fisher, 402 63rd St., Sp. 247, San Diego, Calif. 92114

[**] Term: 14 Years

[21] Appl. No.: 696,806

[22] Filed: Jan. 31, 1985

[52] U.S. Cl. D7/402; D13/2

[58] Field of Search D7/213, 338, 409; D13/2; 99/419, 421 R, 421 H, 421 HH, 421 HV, 421 M; 310/66, 89, 270

[56] References Cited

U.S. PATENT DOCUMENTS

- D. 261,471 10/1981 Koziol D7/402
- D. 267,303 12/1982 Wan D7/338
- D. 278,701 5/1985 Wan D7/338
- 3,124,057 3/1964 Kiser 99/421 H

- 3,168,862 2/1965 Clouser, Jr. 99/421 HH
- 3,257,937 6/1966 Mell 99/421 HV
- 3,356,012 12/1967 Rosen 99/421 HV


Primary Examiner—Wallace R. Burke
Assistant Examiner—Ruth Takemoto
Attorney, Agent, or Firm—Charmasson & Holz

[57] CLAIM

The ornamental design for rotisserie motor for a barbecue spit, as shown and described.

DESCRIPTION

FIG. 1 is a left side elevational view of a rotisserie motor for barbecue spit showing my new design; FIG. 2 is a rear elevational view thereof; FIG. 3 is a right side elevational view thereof; FIG. 4 is a bottom plan view thereof; FIG. 5 is a top plan view thereof; and FIG. 6 is a top front and right side perspective view thereof.



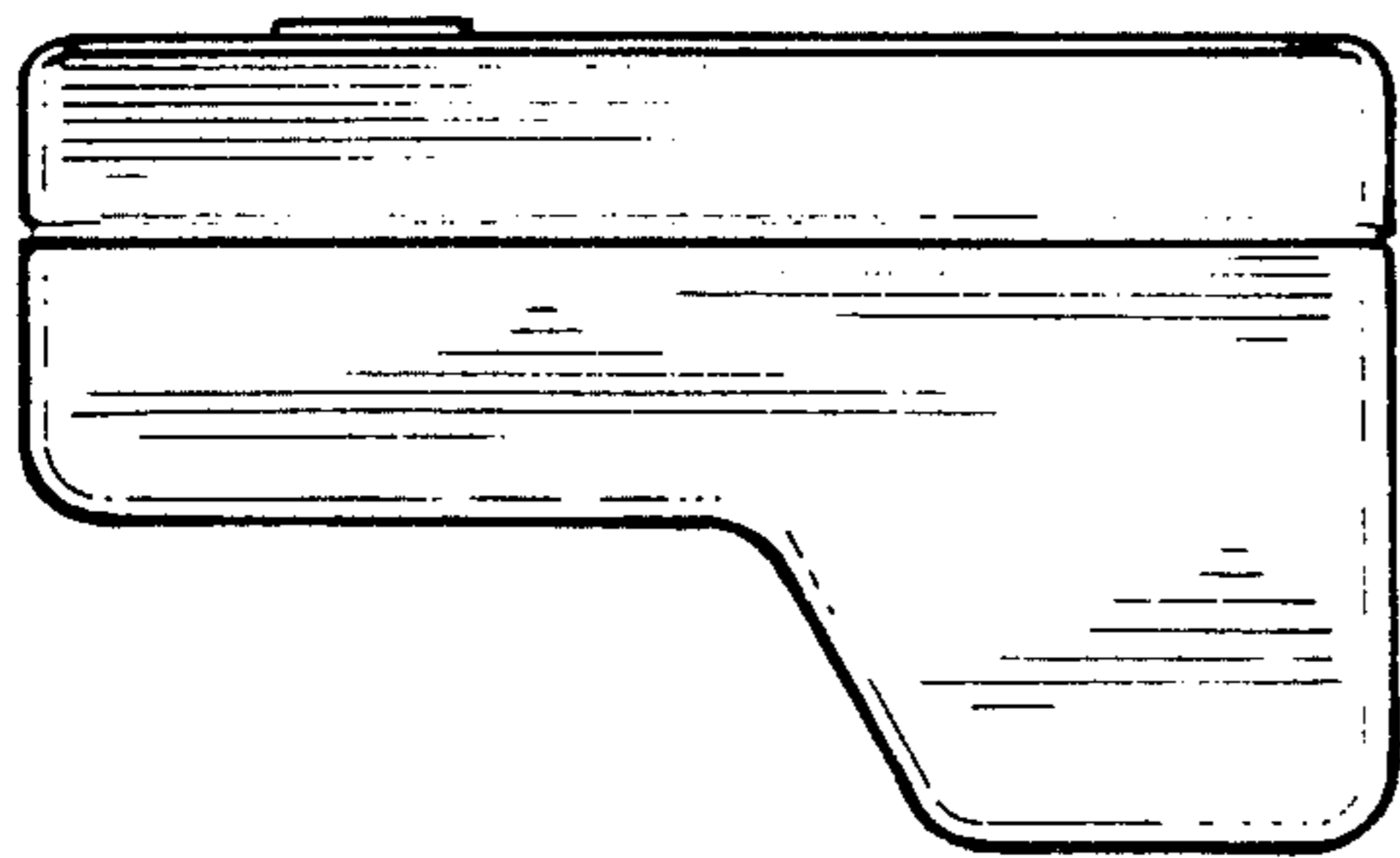


FIG. 1




FIG. 2

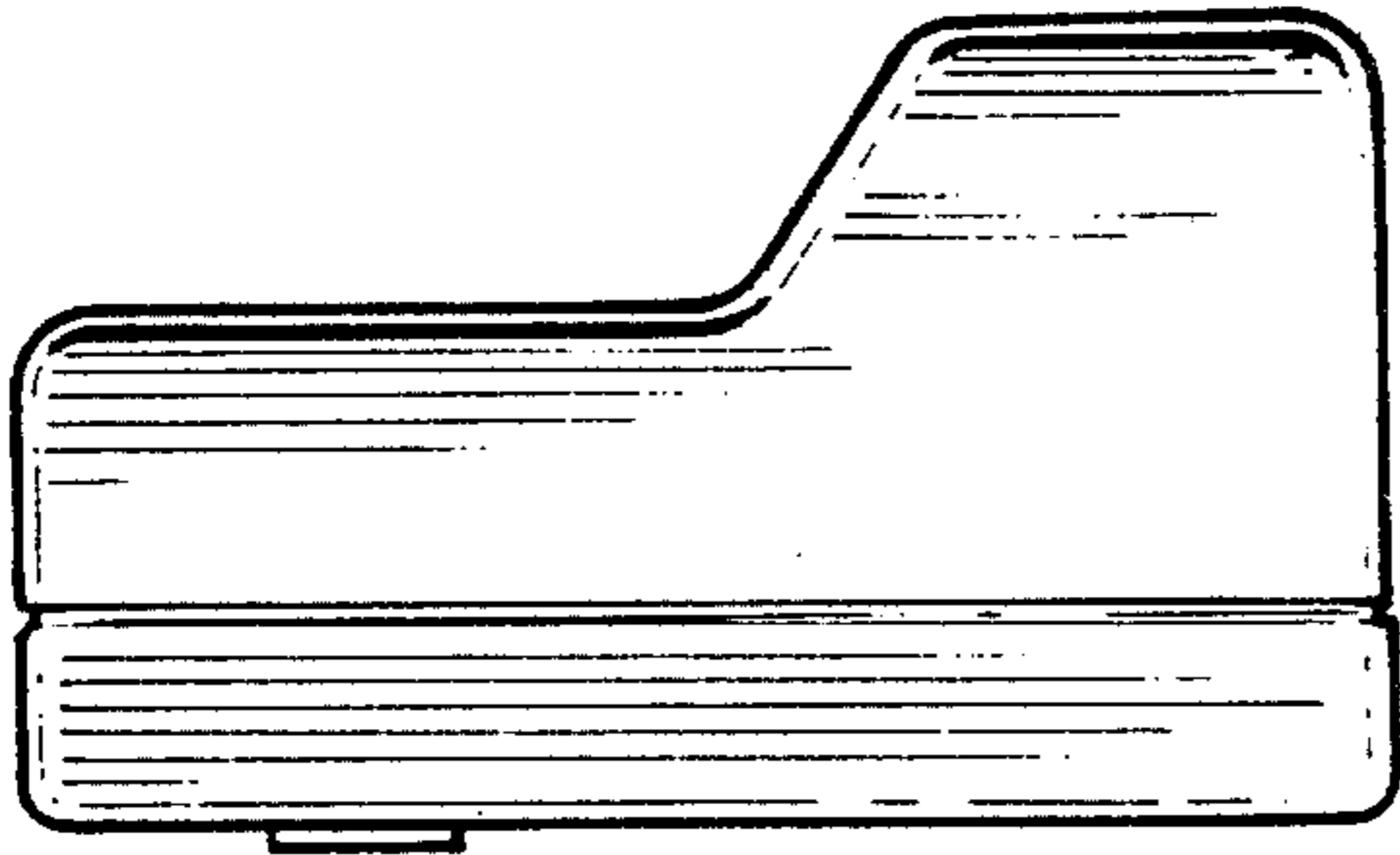


FIG. 3




FIG. 4




FIG. 5




FIG. 6