

[54] **FRY PAN OR SIMILAR ARTICLE**
 [75] Inventor: **Chang H. Oh, Kyung Ki Do, Rep. of Korea**
 [73] Assignee: **J&L Importers, Inc., King of Prussia, Pa.**
 [**] Term: **14 Years**
 [21] Appl. No.: **668,336**
 [22] Filed: **Nov. 5, 1984**

[30] **Foreign Application Priority Data**
 Jun. 1, 1984 [KR] Rep. of Korea 6423
 [52] U.S. Cl. **D7/360; D7/354**
 [58] Field of Search **D7/360, 18, 354, 355, D7/409; 99/425, DIG. 15; 220/94 R, 74; 206/519; 229/2.5**

[56] **References Cited**
U.S. PATENT DOCUMENTS
 D. 155,854 11/1949 Weglage 99/425
 D. 271,557 11/1983 Schwarzli D7/409 X
 1,204,429 11/1916 Griswold 99/425
 1,813,810 7/1931 McDonald et al. 206/519
 2,362,757 11/1944 Lang 99/425

2,391,346 12/1945 Punte 220/74 X
 3,307,603 3/1967 Swett D7/18 X
 3,357,625 12/1967 Malmgren 229/2.5
 3,785,274 1/1974 Yamamoto 99/425
 4,113,225 9/1978 Corse D7/354 X

OTHER PUBLICATIONS

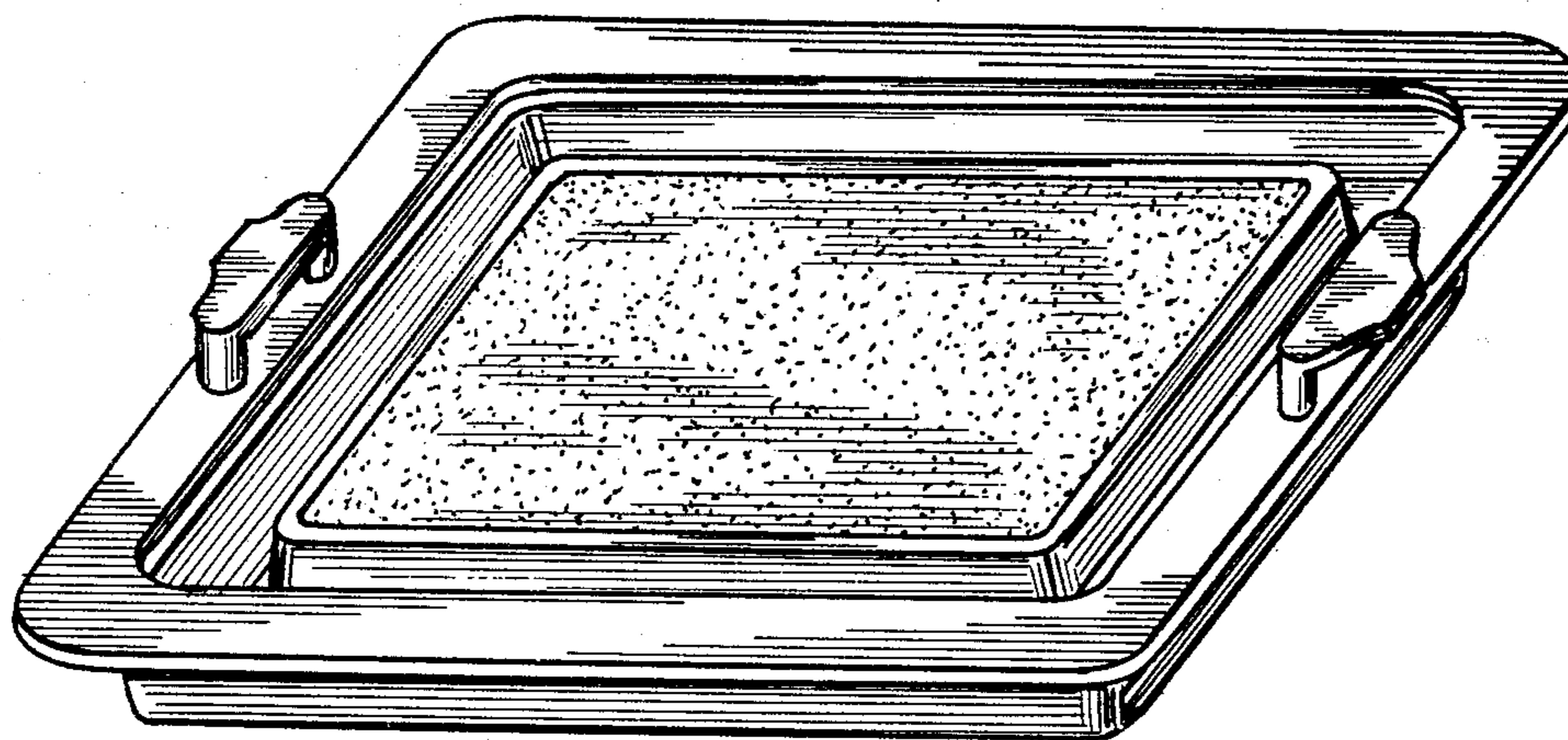
HFD, 3-29-82, p. 1, Cookware
Primary Examiner—Bernard Ansher
Assistant Examiner—Linda Titolo
Attorney, Agent, or Firm—Woodcock Washburn Kurtz Mackiewicz & Norris

[57] **CLAIM**

The ornamental design for a fry pan or similar article, as shown and described.

DESCRIPTION

FIG. 1 is a top perspective view of a fry pan or similar article, showing my new design.
 FIG. 2 is a top plan view thereof;
 FIG. 3 is a bottom plan view thereof;
 FIG. 4 is a front elevational view thereof, the rear elevational view being a mirror image thereof; and
 FIG. 5 is a left side elevational view thereof, the right side elevational view being a mirror image thereof.



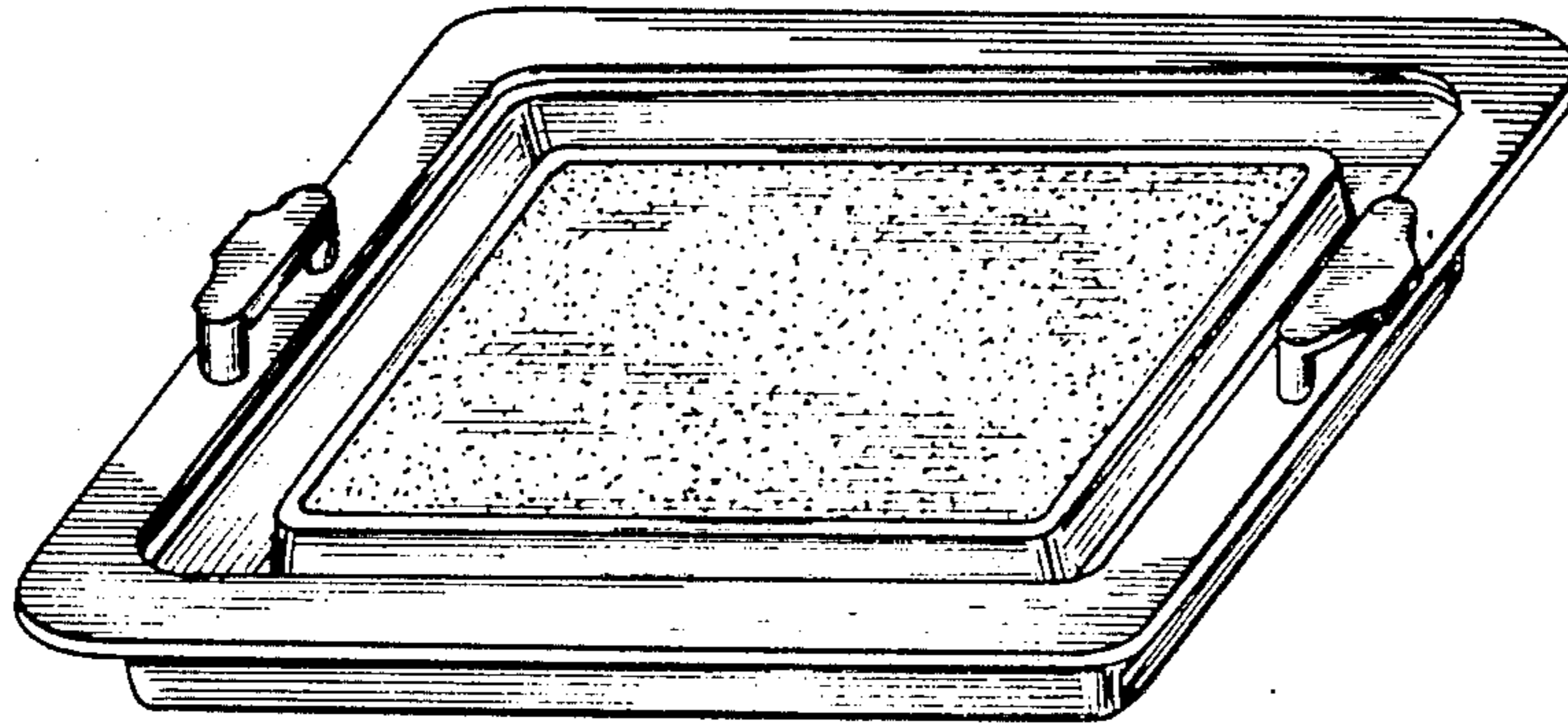


Fig. 1




Fig. 2




Fig. 3




Fig. 4



Fig. 5