

[54] COOKING UTENSIL OR SIMILAR ARTICLE

[75] Inventor: Chang H. Oh, Kyung Ki Do, Rep. of Korea

[73] Assignee: J&L Importers, Inc., King of Prussia, Pa.

[**] Term: 14 Years

[21] Appl. No.: 668,401

[22] Filed: Nov. 5, 1984

[30] Foreign Application Priority Data

Jun. 1, 1984 [KR] Rep. of Korea 6422

[52] U.S. Cl. D7/360; D7/354

[58] Field of Search D7/360, 354, 355, 409, D7/18; 99/425, DIG. 15; 220/94 R, 74; 206/519; 229/2.5

[56] References Cited

U.S. PATENT DOCUMENTS

D. 227,292	6/1973	Yamamoto	D7/360
D. 254,117	2/1980	Kramer	D7/360
265,611	10/1882	Johnston	99/425
1,467,272	9/1923	Hazlehurst	99/425

2,534,407	12/1950	Bramberry	99/425 X
3,283,696	11/1966	Randolph	99/425
3,321,104	5/1967	Edwards	206/519 X
3,395,826	8/1968	Belcher et al.	206/519 X
3,994,211	11/1976	Stanek	99/425

OTHER PUBLICATIONS

HFD, 3-29-82, p. 1, Cookware.

Primary Examiner—Bernard Ansher

Assistant Examiner—Linda Titolo

Attorney, Agent, or Firm—Woodcock Washburn Kurtz Mackiewicz & Norris

[57] CLAIM

The ornamental design for a cooking utensil or similar article, as shown and described.

DESCRIPTION

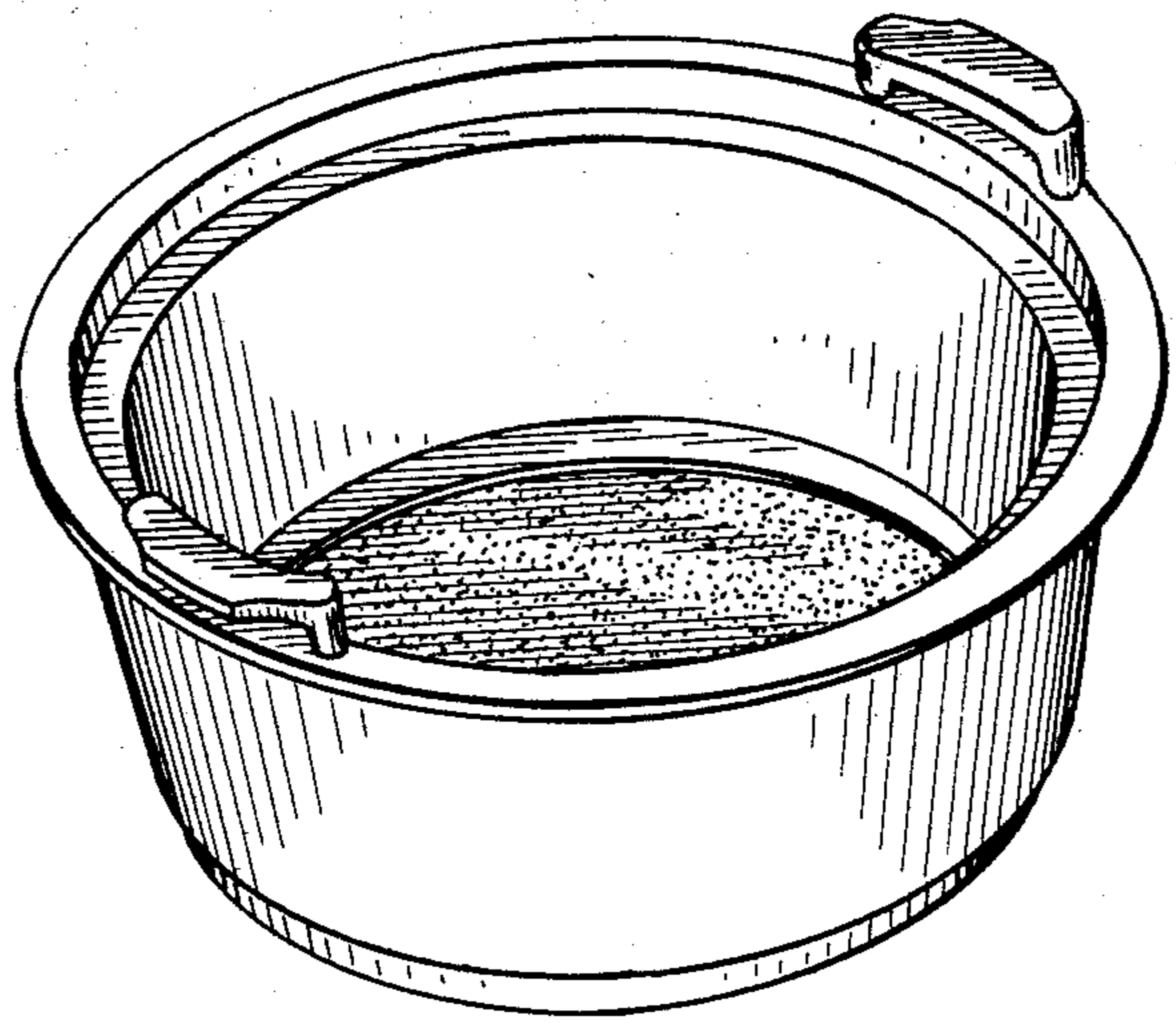
FIG. 1 is a top perspective view of a cooking utensil or similar article, showing my new design.

FIG. 2 is a top plan view thereof;

FIG. 3 is a bottom plan view thereof;

FIG. 4 is a front elevational view thereof, the rear elevational view being a mirror image thereof; and

FIG. 5 is a left side elevational view thereof, the right side being a mirror image thereof.






Fig. 1

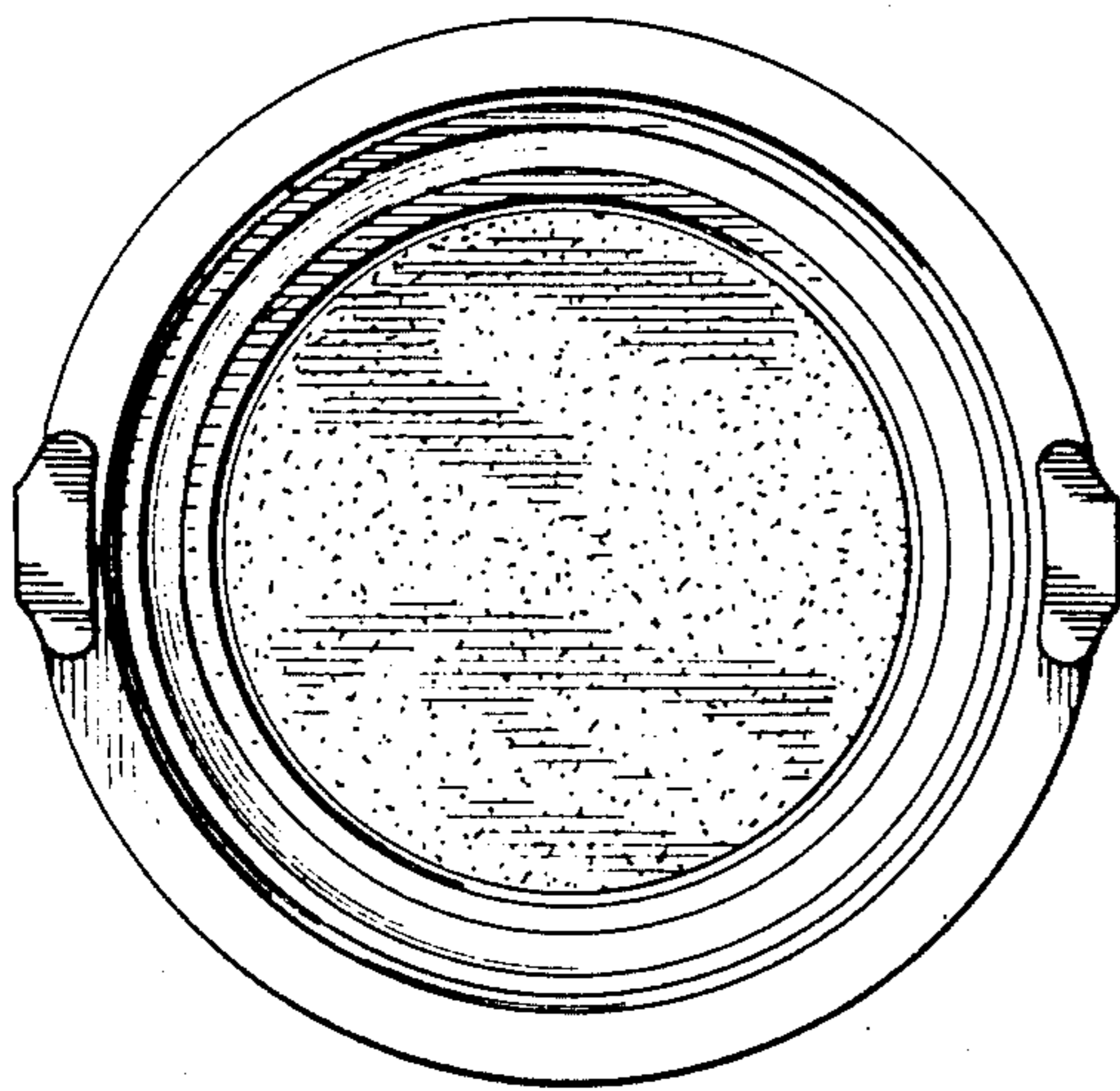


Fig. 2

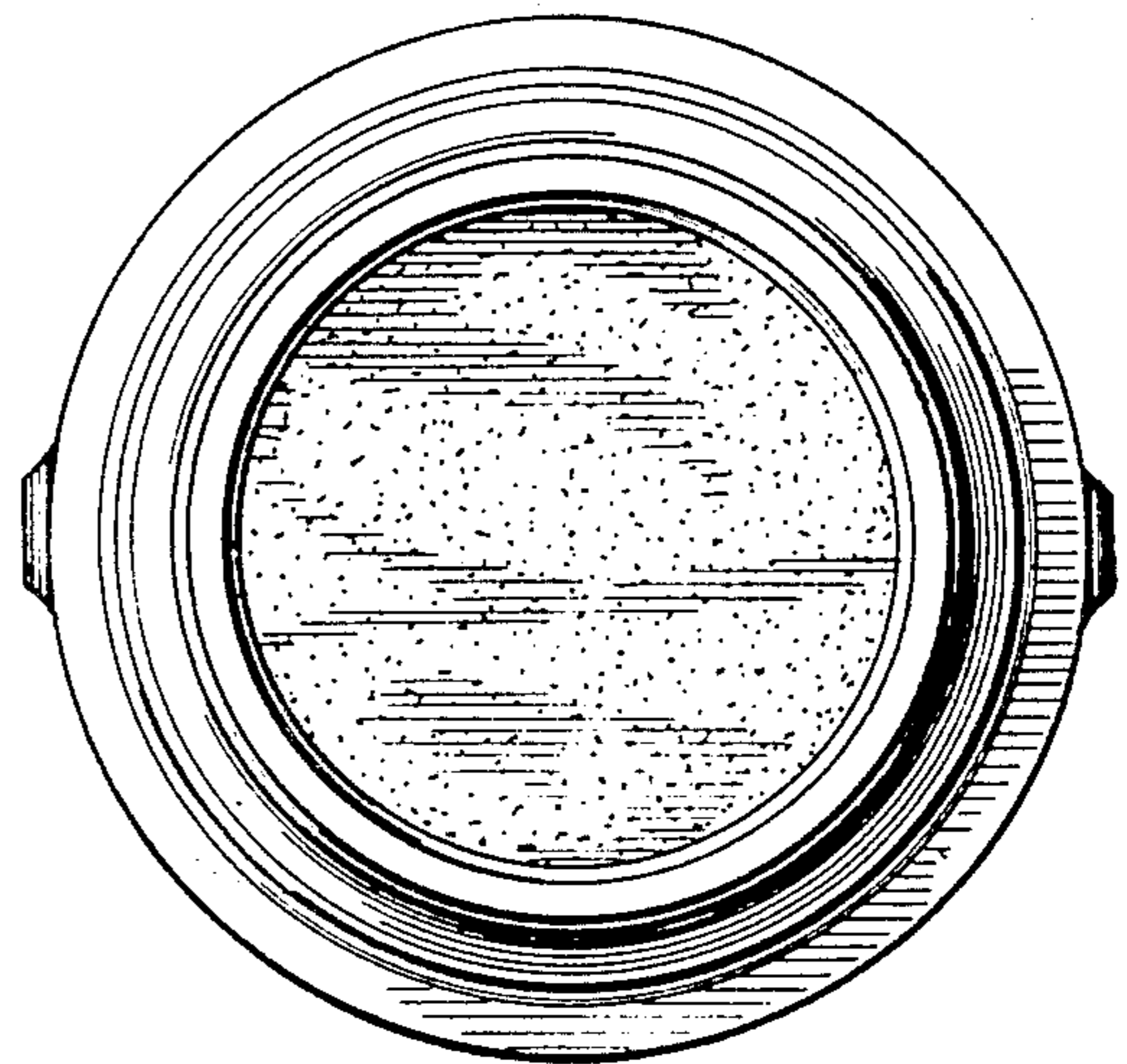


Fig. 3




Fig. 4

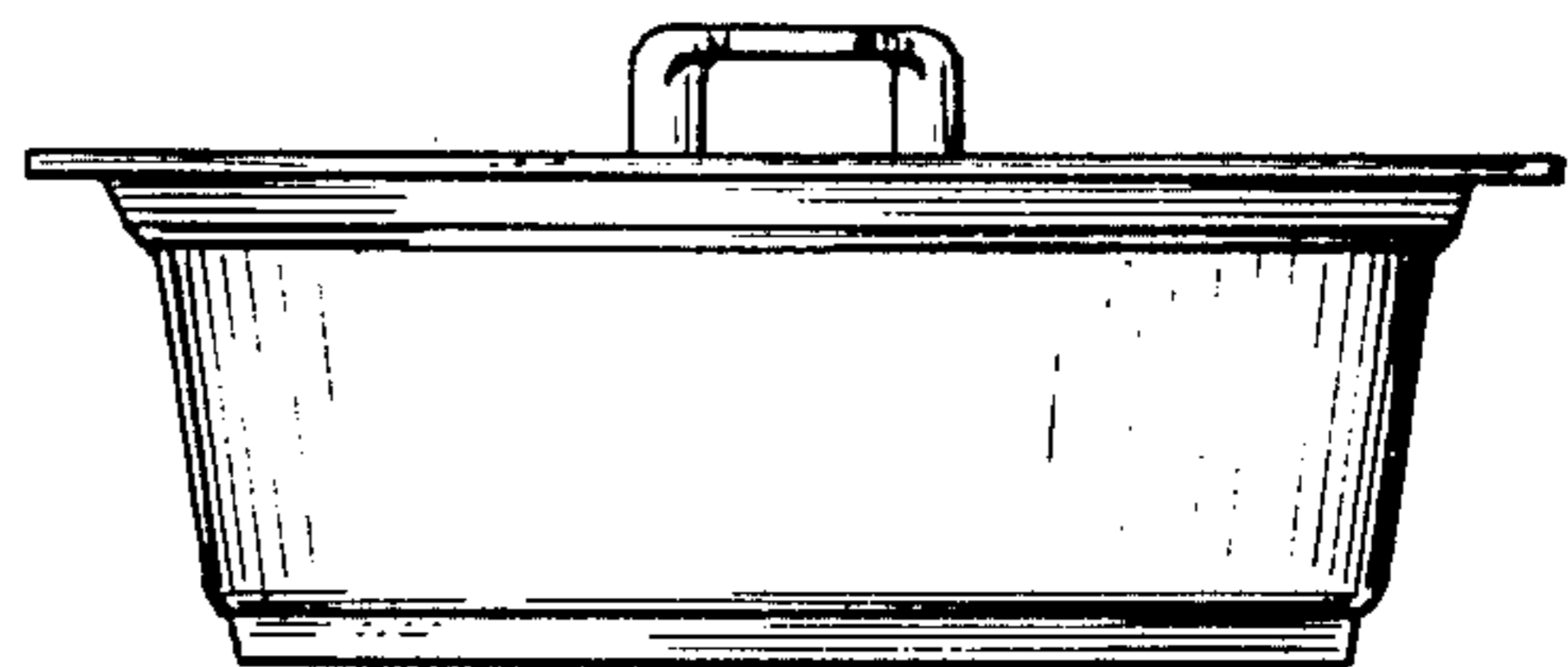


Fig. 5