

[54] **COLLAPSIBLE GUN RACK**
 [76] **Inventor: David E. Hunter, 316 Campus, Ferris, Tex. 75125**
 [**] **Term: 14 Years**
 [21] **Appl. No.: 702,399**
 [22] **Filed: Feb. 15, 1985**
 [52] **U.S. Cl. D6/469; D3/38; D6/429; D6/467**
 [58] **Field of Search D6/429, 430, 457, 466, D6/467, 469, 462; 211/62, 64, 68; 206/317; D3/38**

321,930 7/1885 Wunderlick .
 1,698,318 1/1929 Norton D6/467 X
 2,290,545 7/1942 Doering 211/64
 2,869,729 1/1959 Hayden 211/64
 3,876,078 4/1975 Gomes et al. 211/64
 4,181,221 1/1980 Tennent 206/317

Primary Examiner—Bruce W. Dunkins
Attorney, Agent, or Firm—Glaser, Griggs & Schwartz

[56] **References Cited**
U.S. PATENT DOCUMENTS


D. 21,708 7/1892 Whitson et al. D6/469
 D. 45,639 4/1914 Lampe D6/467
 D. 162,607 2/1951 Mettenleiter D6/467
 D. 171,191 12/1953 Bowman D6/469 X
 D. 186,518 11/1959 Roberts D6/429
 D. 249,425 9/1978 Jones D6/462
 D. 257,987 1/1981 Schoenig D6/429 X

[57] **CLAIM**

The ornamental design for a collapsible gun rack, as shown and described.

DESCRIPTION

FIG. 1 is a front elevation of a collapsible gun rack showing my new design;
 FIG. 2 is a left side elevation view thereof;
 FIG. 3 is a right side elevation thereof;
 FIG. 4 is a rear elevation view thereof;
 FIG. 5 is a top plan view thereof;
 FIG. 6 is a bottom plan view thereof; and
 FIG. 7 is a perspective view thereof on an enlarged scale.






FIG. 1

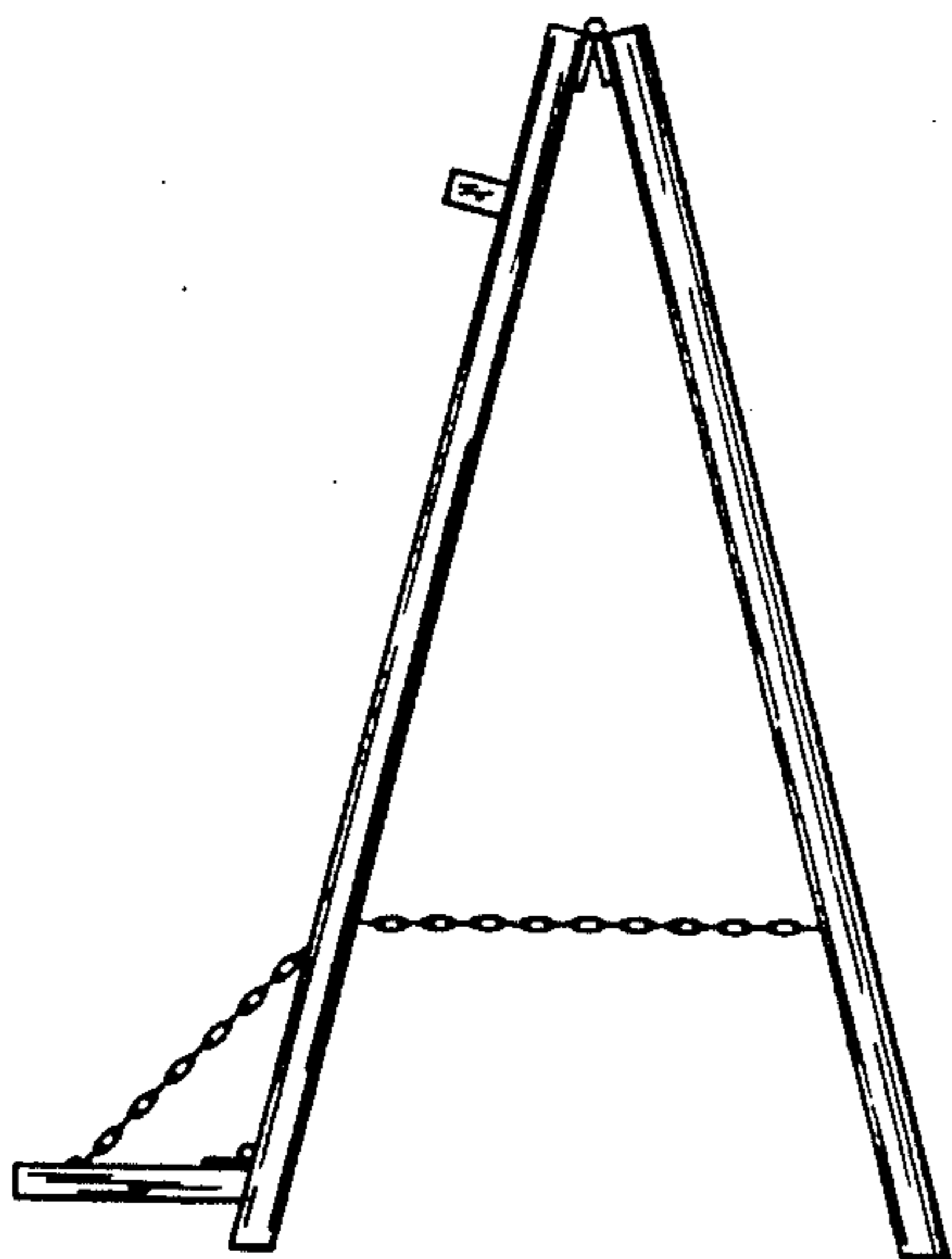


FIG. 2

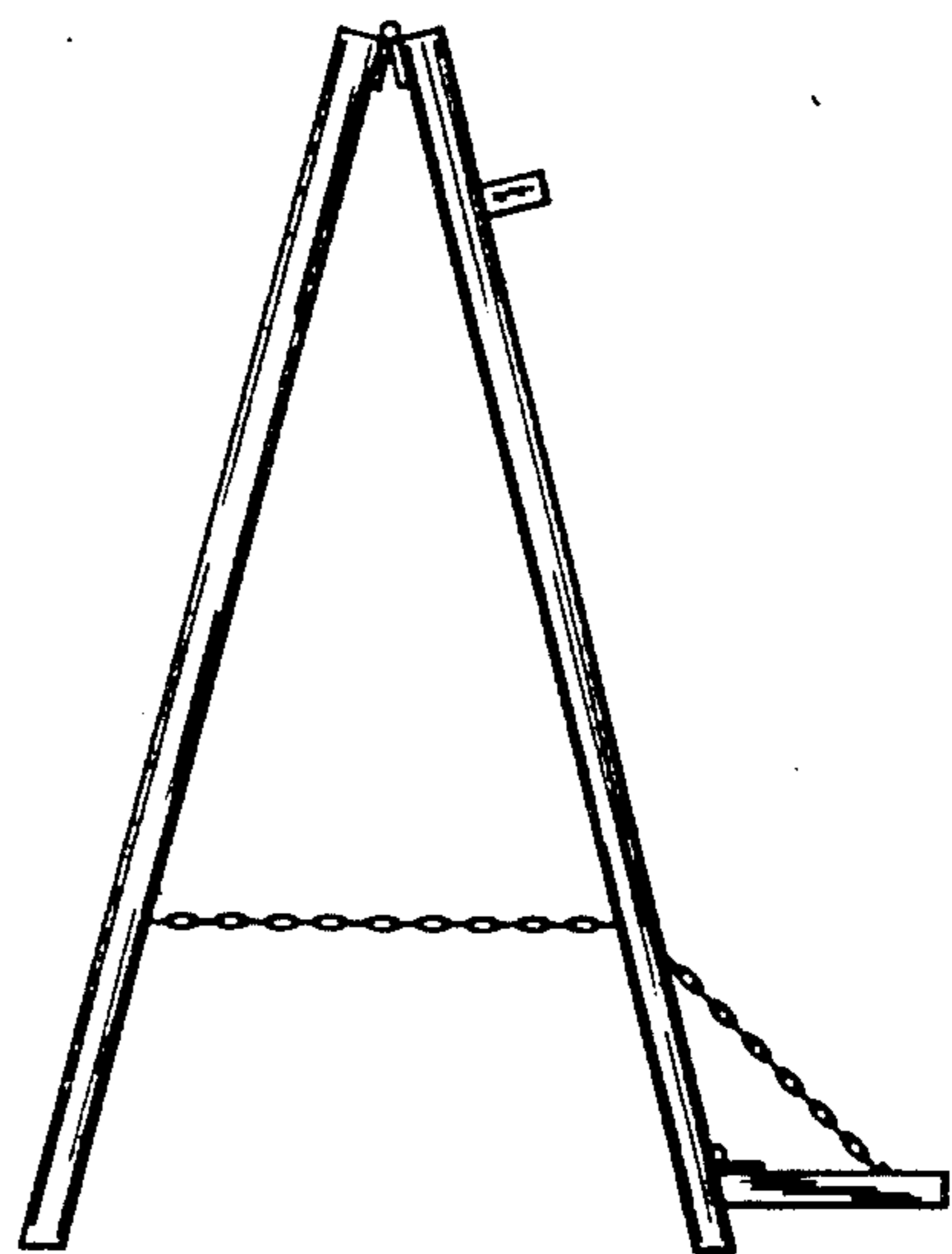


FIG. 3




FIG. 4

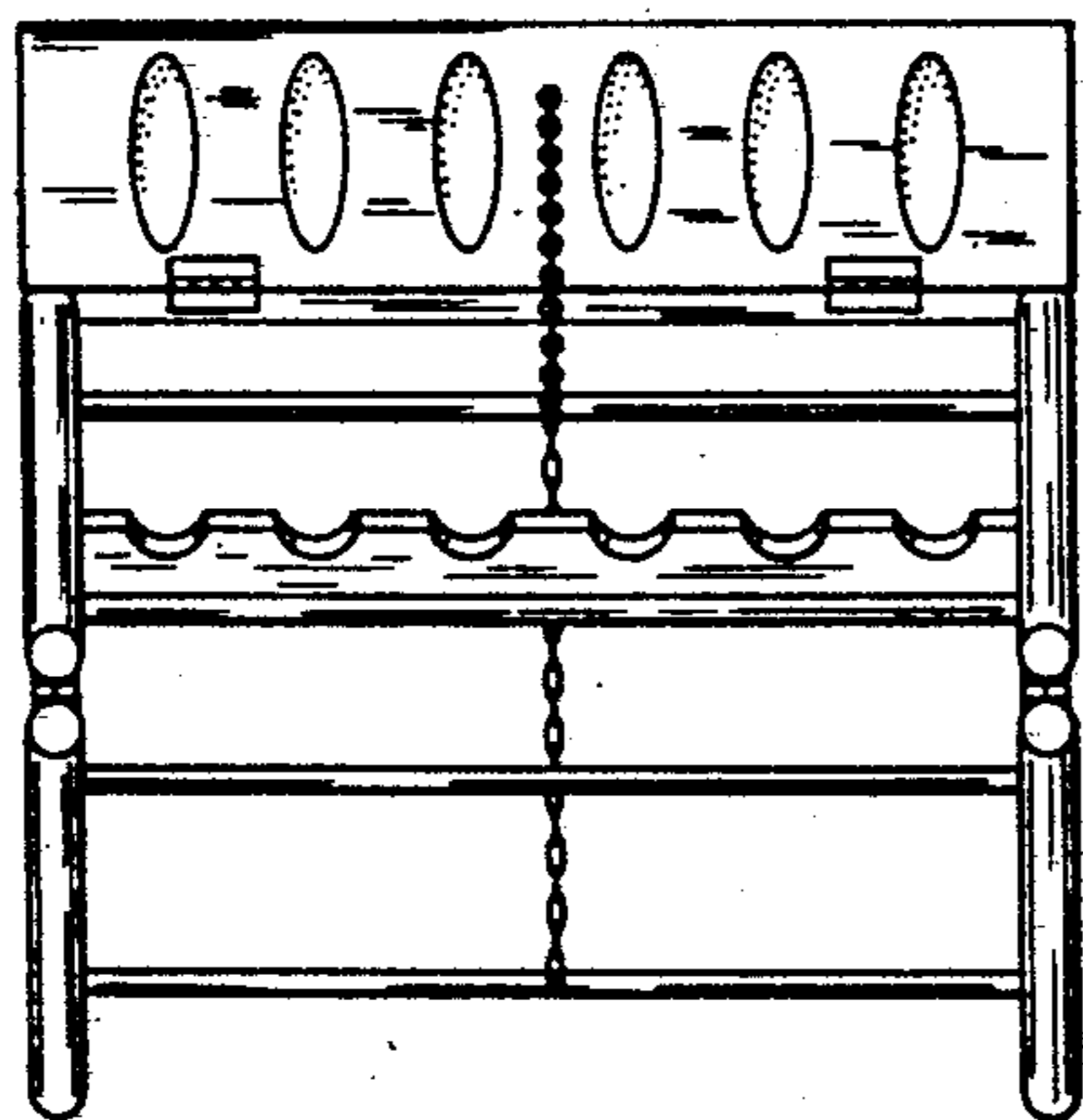


FIG. 5

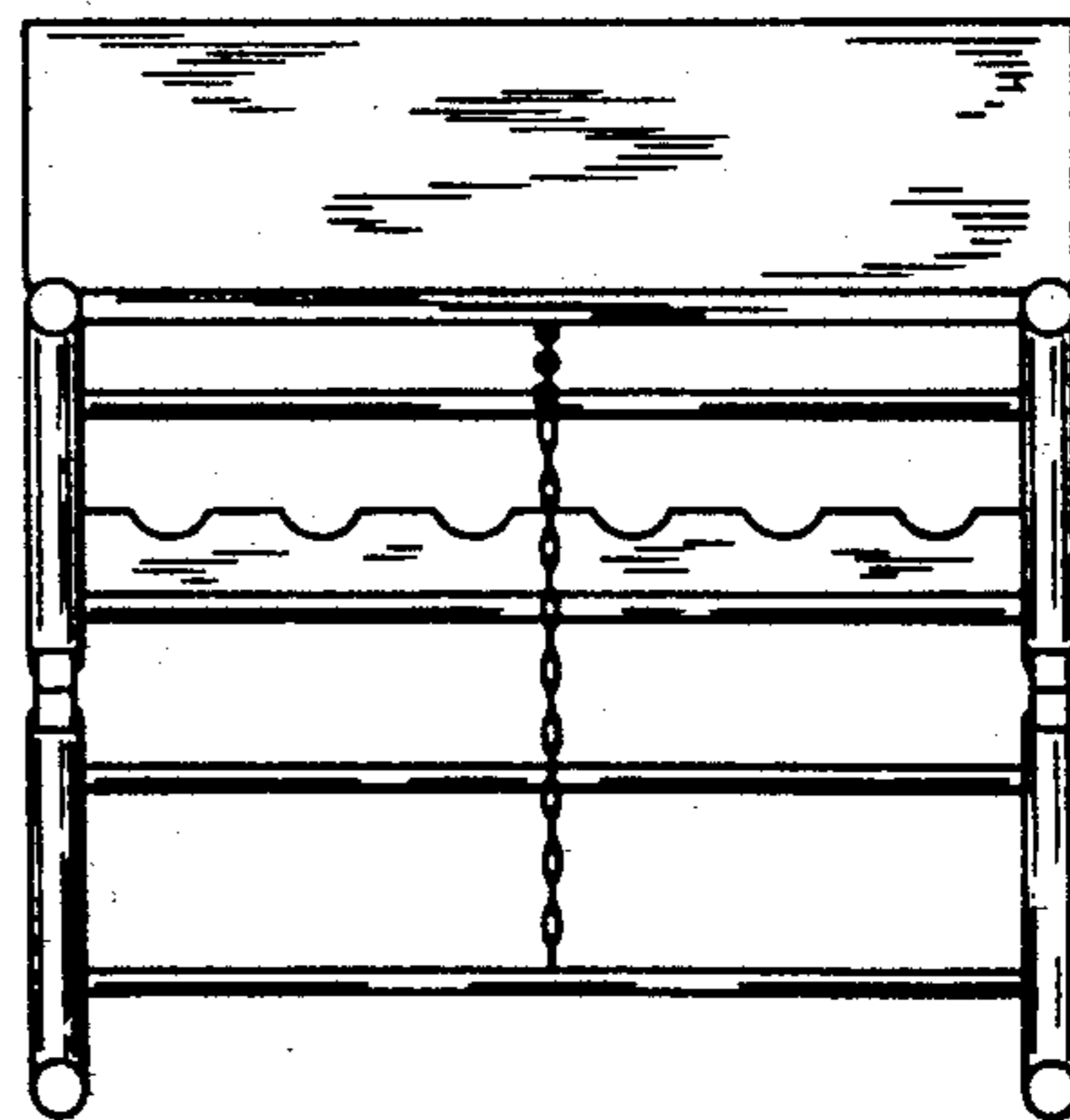


FIG. 6




FIG. 7