

[54] MONITOR TV SET

[75] Inventors: Taisuke Saeki; Harumi Sakamoto, both of Osaka, Japan

[73] Assignee: Sharp Corporation, Osaka, Japan

[**] Term: 14 Years

[21] Appl. No.: 711,080

[22] Filed: Mar. 12, 1985

[30] Foreign Application Priority Data

Sep. 13, 1984 [JP] Japan 59-38358

[52] U.S. Cl. D14/80; D14/113

[58] Field of Search D14/1, 2, 5, 6, 77-84, D14/99, 113; 358/237, 238, 239, 254, 255; 312/7.2

[56] References Cited

U.S. PATENT DOCUMENTS

- D. 266,502 10/1982 Heijnen D14/79 X
- D. 276,343 11/1984 Enomoto D14/80 X

- D. 281,778 12/1985 Gushiken et al. D14/80
- D. 285,689 9/1986 Kelley, Jr. et al. D14/113

OTHER PUBLICATIONS

Toshiba Video Products Brochure, Model CZ2003.


Primary Examiner—Bernard Ansher
Assistant Examiner—Theodore M. Shooman
Attorney, Agent, or Firm—Flehr, Hohbach, Test, Albritton & Herbert


[57] CLAIM

The ornamental design for a monitor TV set, as shown and described.

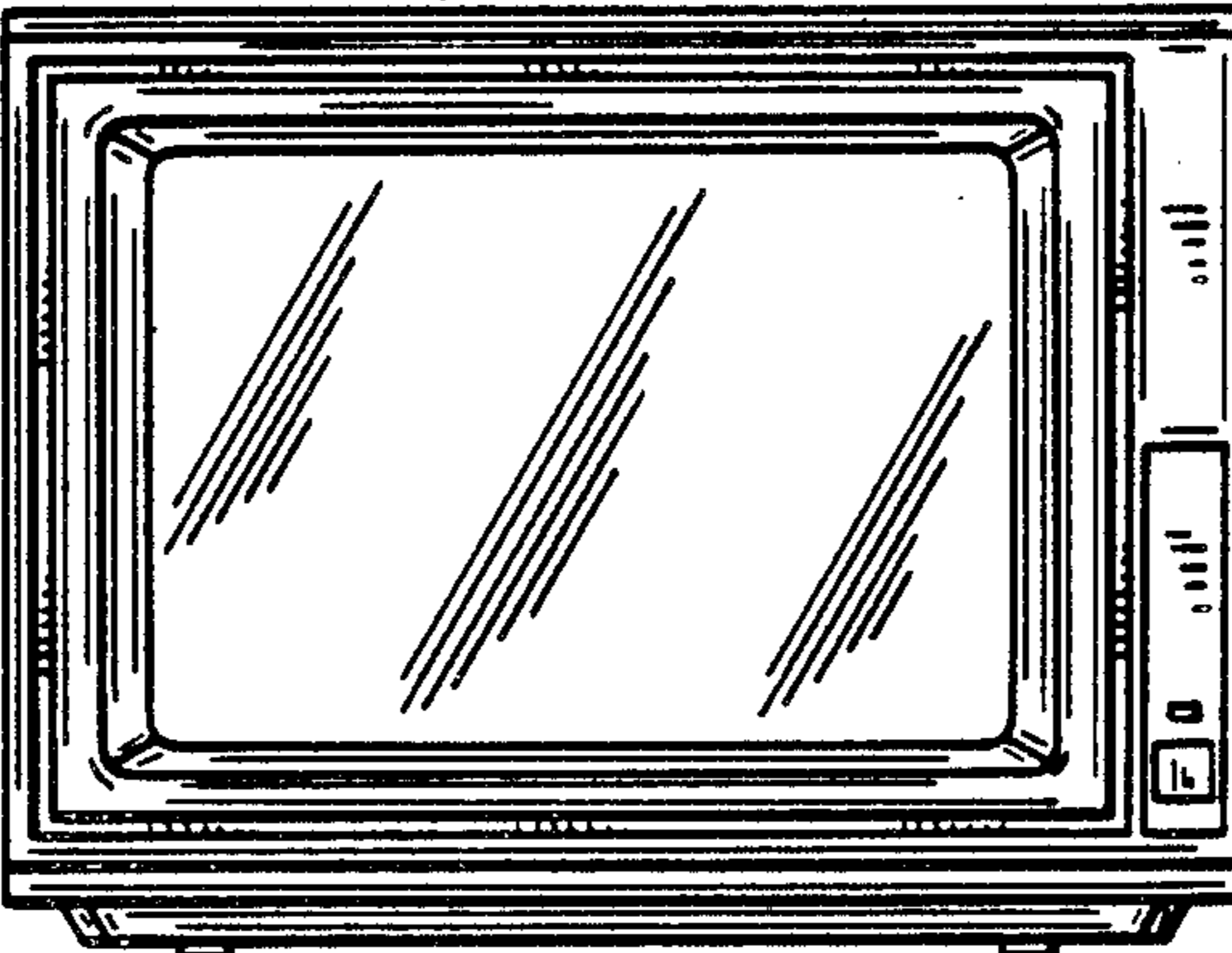
DESCRIPTION

FIG. 1 is a top, front and right side perspective view of the monitor TV set showing our new design; FIG. 2 is a front elevational view thereof; FIG. 3 is a rear elevational view thereof; FIG. 4 is a right side elevational view thereof, the left side being a mirror image; FIG. 5 is a top plan view thereof; and FIG. 6 is a bottom plan view thereof.

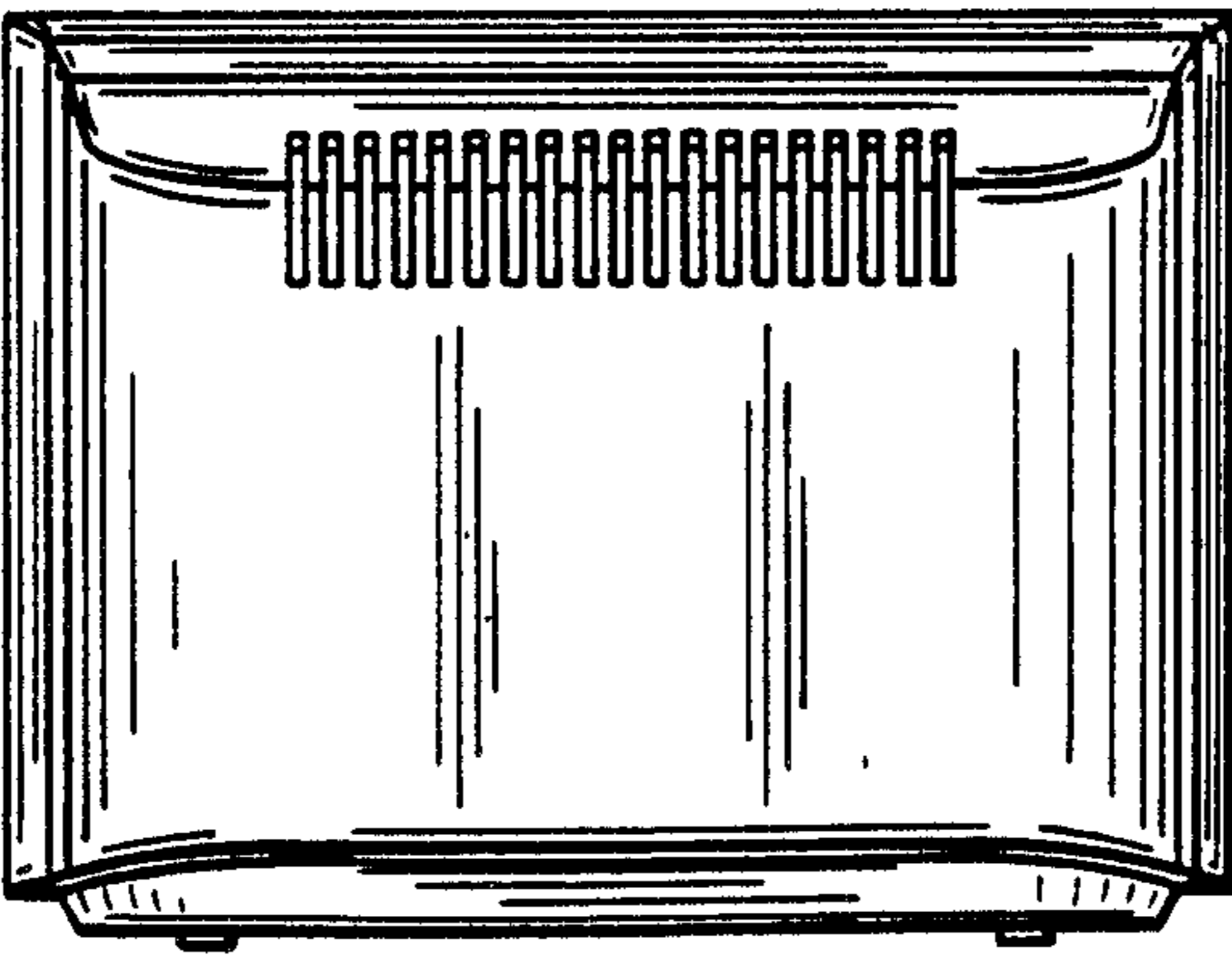





FIG_1




FIG_2




FIG_3



FIG_4



FIG_5



FIG_6