

[54] BOTTLE

[75] Inventors: André Jacobs, Meise; Richard May, Brussels; Marcel Vandebroek, Grimbergen; Frieda Sporen, Houthalen, all of Belgium

[73] Assignee: The Procter & Gamble Company, Cincinnati, Ohio

[**] Term: 14 Years

[21] Appl. No.: 750,826

[22] Filed: Jul. 1, 1985

[30] Foreign Application Priority Data

Jan. 4, 1985 [XB]	Benelux	3490-04
Jan. 4, 1985 [XB]	Benelux	3490-13
Jan. 4, 1985 [XB]	Benelux	3490-16
Jan. 4, 1985 [XB]	Benelux	3490-17
Jan. 4, 1985 [XB]	Benelux	3490-18

[52] U.S. Cl. D9/349; D9/404

[58] Field of Search D9/349, 352, 355, 403, D9/404, 405; 215/1 R, 1 C

[56] References Cited

U.S. PATENT DOCUMENTS

D. 116,861	9/1939	Mas	D9/355
D. 184,207	1/1959	Baird	D9/355
D. 241,713	10/1976	Plummer	D9/355
D. 248,835	8/1978	Korsmeyer	D9/355
D. 258,198	2/1981	Segal	D9/355
D. 284,550	7/1986	Parrack	D9/404 X
D. 285,904	9/1986	Holmstedt	D9/405 X

Primary Examiner—Robert C. Spangler
Attorney, Agent, or Firm—J. Wesley Blumenshine; John M. Pollaro; Richard C. Witte

[57] CLAIM

The ornamental design for a bottle, as shown and described.

DESCRIPTION

FIG. 1 is a front elevational view of a bottle embodying our new design;
 FIG. 2 is a top plan view thereof;
 FIG. 3 is a bottom plan view thereof;
 FIG. 4 is a front elevational view of a second embodiment of a bottle embodying our new design;
 FIG. 5 is a top plan view of the second embodiment;
 FIG. 6 is a front elevational view of a third embodiment of a bottle embodying our new design;
 FIG. 7 is a top plan view of the third embodiment;
 FIG. 8 is a front elevational view of a fourth embodiment of a bottle embodying our new design;
 FIG. 9 is a top plan view of the fourth embodiment;
 FIG. 10 is a front elevational view of a fifth embodiment of a bottle embodying our new design; and
 FIG. 11 is a top plan view of the fifth embodiment.

The left side, right side and rear elevational views of the embodiments shown are not included and are essentially identical to the front elevational views shown in FIGS. 1, 4, 6, 8 and 10, respectively. The bottom plan views of the second, third, fourth and fifth embodiments are not shown and are identical to the bottom plan view shown in FIG. 3.

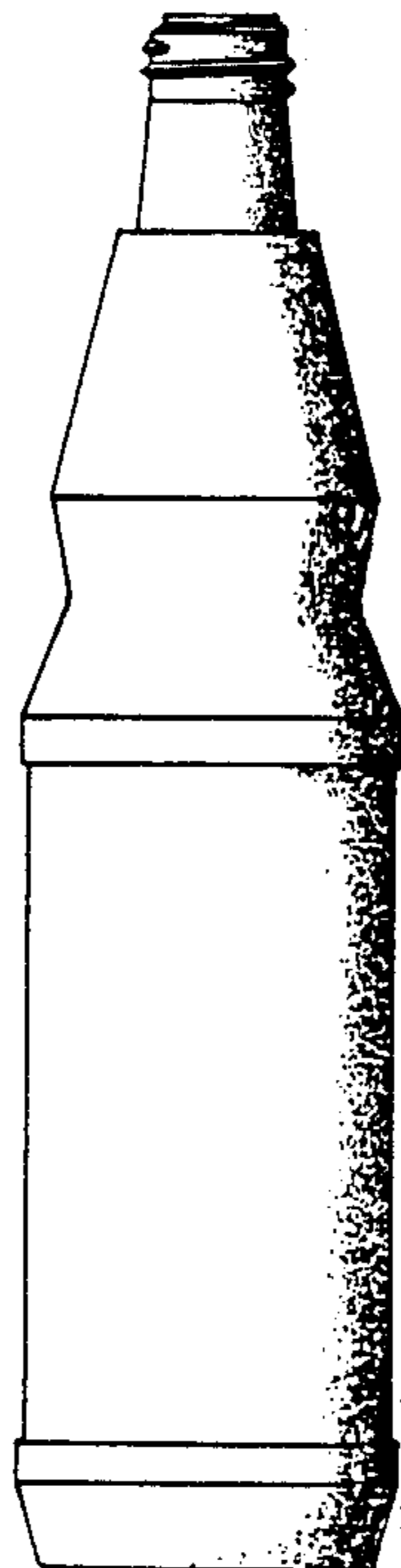


Fig. 2

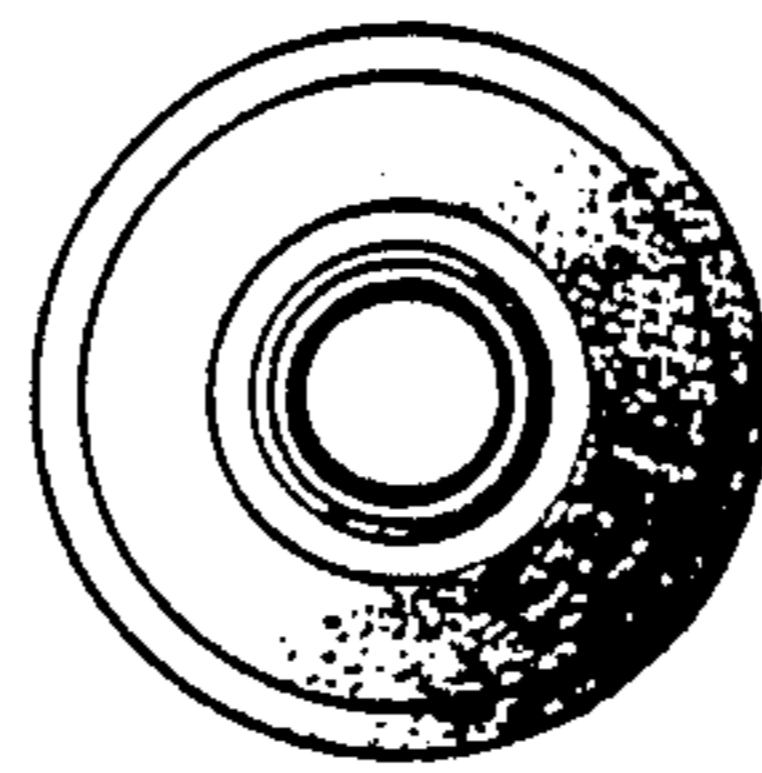


Fig. 1

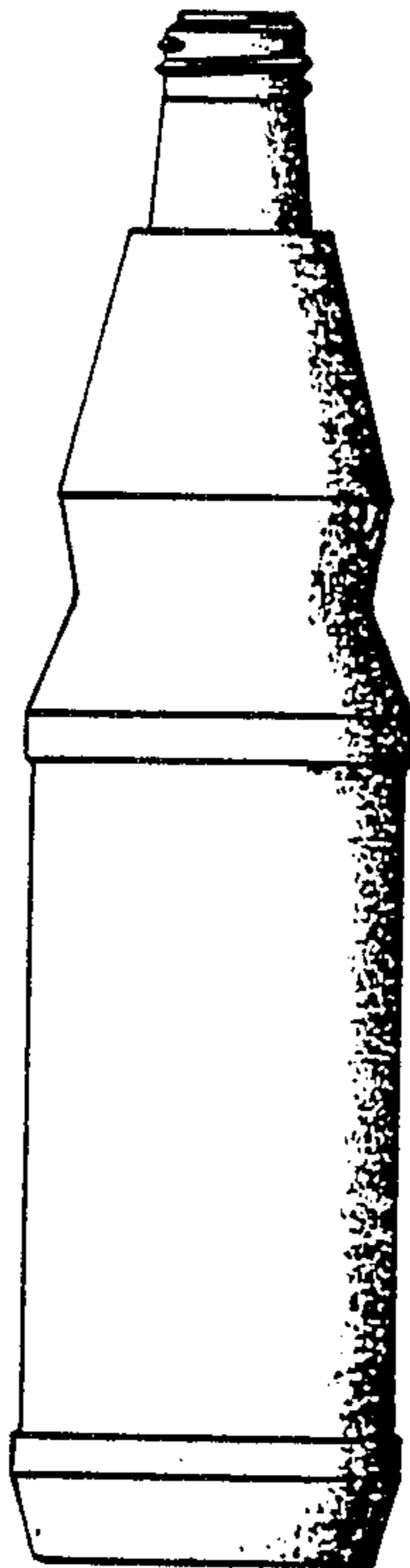


Fig. 3

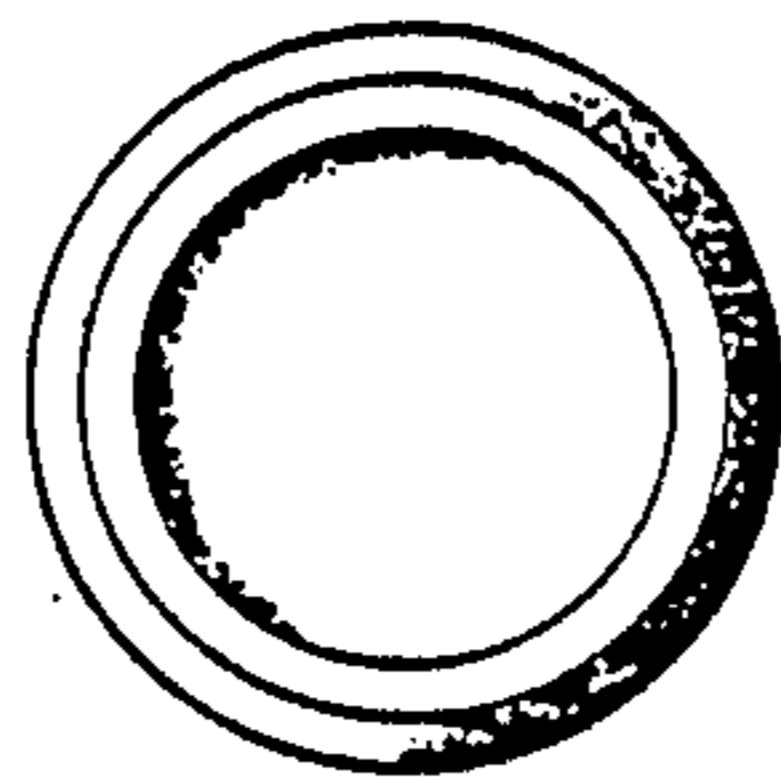


Fig. 5

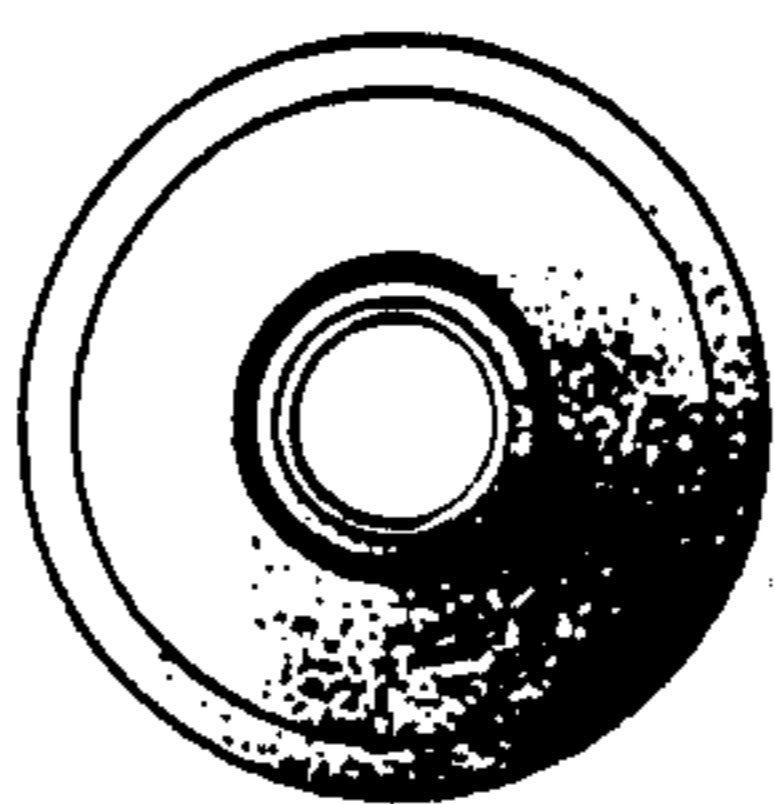


Fig. 4

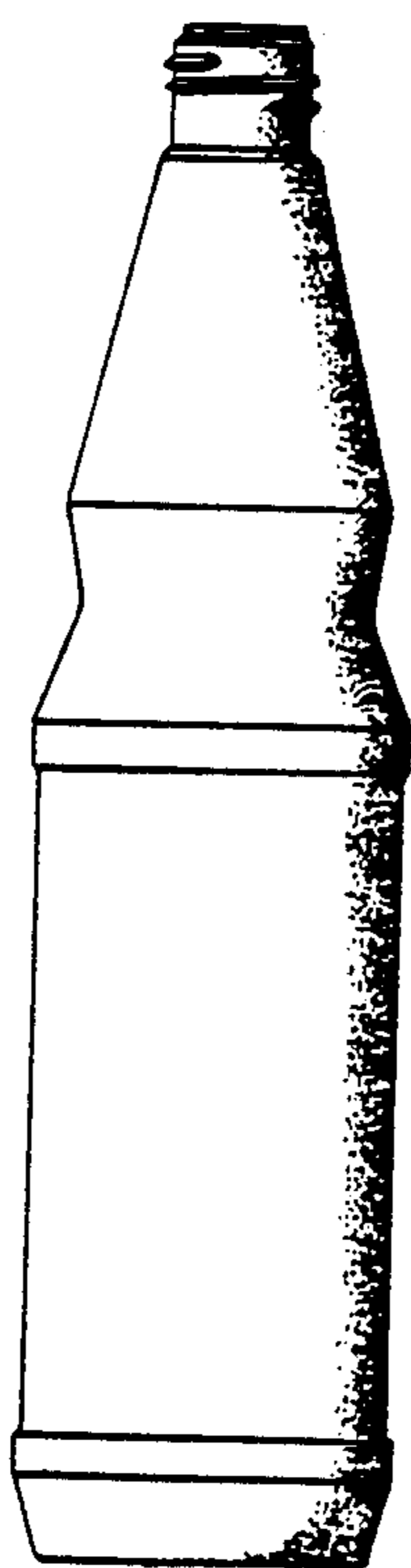


Fig. 7

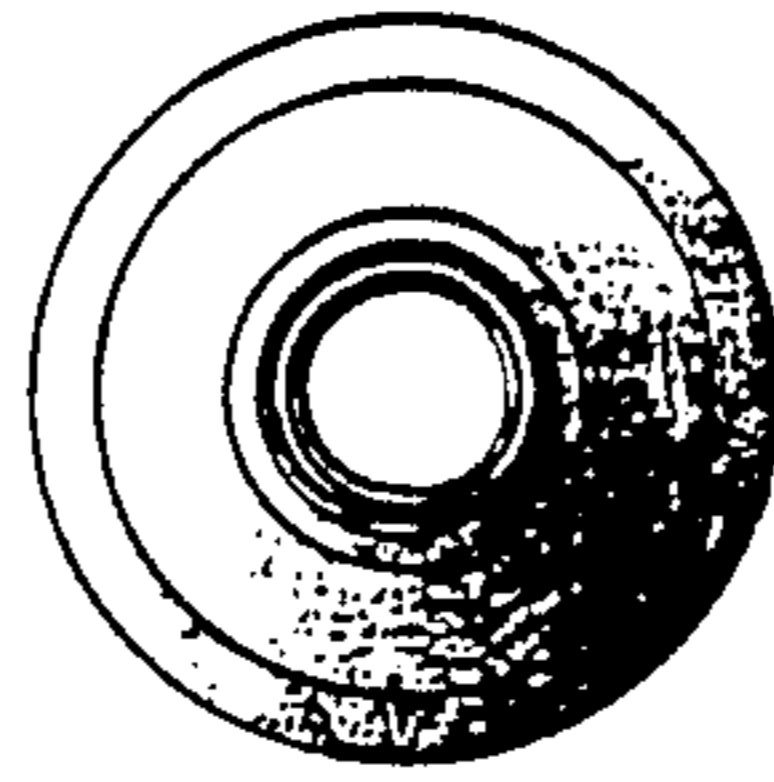


Fig. 6

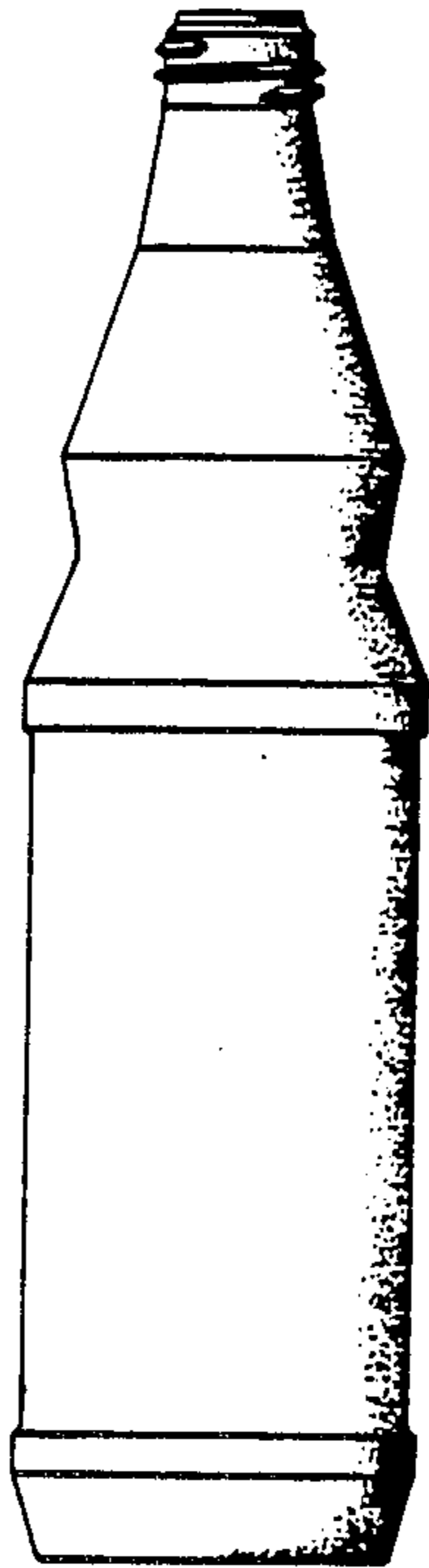


Fig. 9




Fig. 8

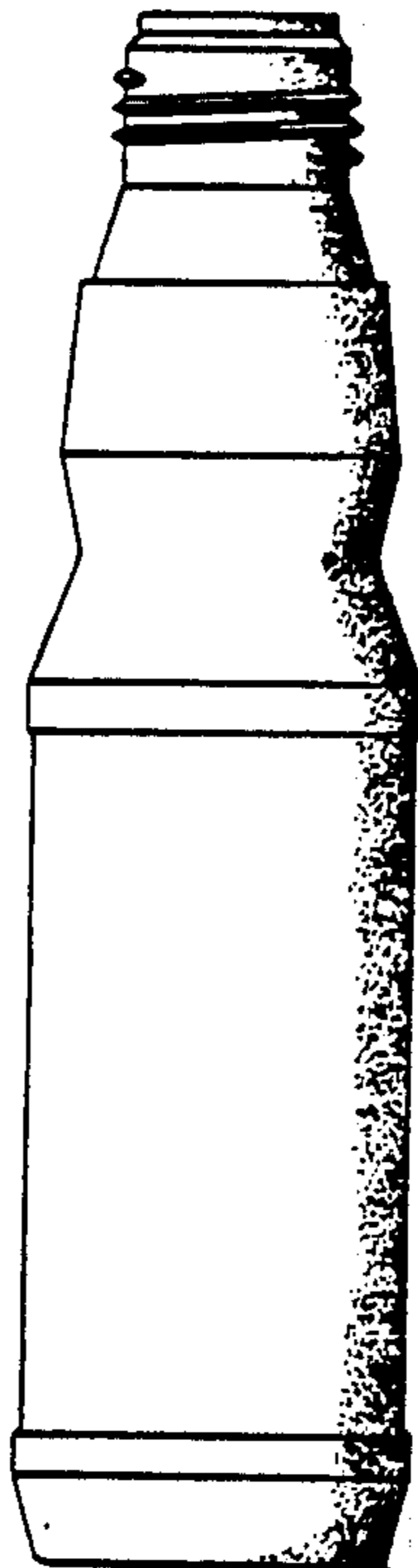


Fig. 11

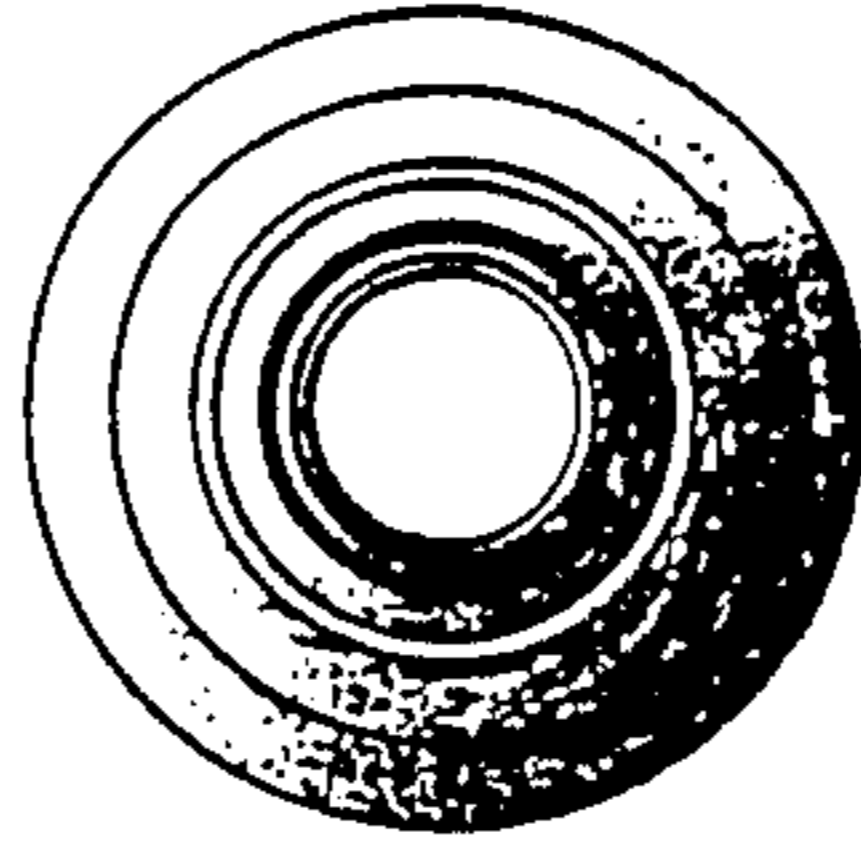


Fig. 10

