

[54] **FRY PAN OR SIMILAR ARTICLE**

[75] **Inventor:** Chang H. Oh, Kyung Ki Do, Rep. of Korea

[73] **Assignee:** J & L Importers, Inc., King of Prussia, Pa.

[**] **Term:** 14 Years

[21] **Appl. No.:** 668,340

[22] **Filed:** Nov. 5, 1984

[30] **Foreign Application Priority Data**

Jun. 7, 1984 [KR] Rep. of Korea 6563
[52] **U.S. Cl.** D7/360; D7/354
[58] **Field of Search** D7/360, 354, 355, 409,
D7/18; 99/425, DIG. 15; 220/94 R, 74;
206/519; 229/2.5

[56] **References Cited**

U.S. PATENT DOCUMENTS

D. 227,292 6/1973 Yamamoto D7/360
D. 254,117 2/1980 Kramer D7/360
265,611 10/1882 Johnston 99/425
1,467,272 9/1923 Hazlehurst 99/425

2,534,407 12/1950 Bramberry 99/425 X
3,283,696 11/1966 Randolph 99/425
3,321,104 5/1967 Edwards 206/519 X
3,395,826 8/1968 Belcher et al. 206/519 X
3,994,211 11/1976 Stanek 99/425

OTHER PUBLICATIONS

HFD, 3-29-82, p. 1, Cookware.

Primary Examiner—Bernard Ansher

Assistant Examiner—Linda Titolo

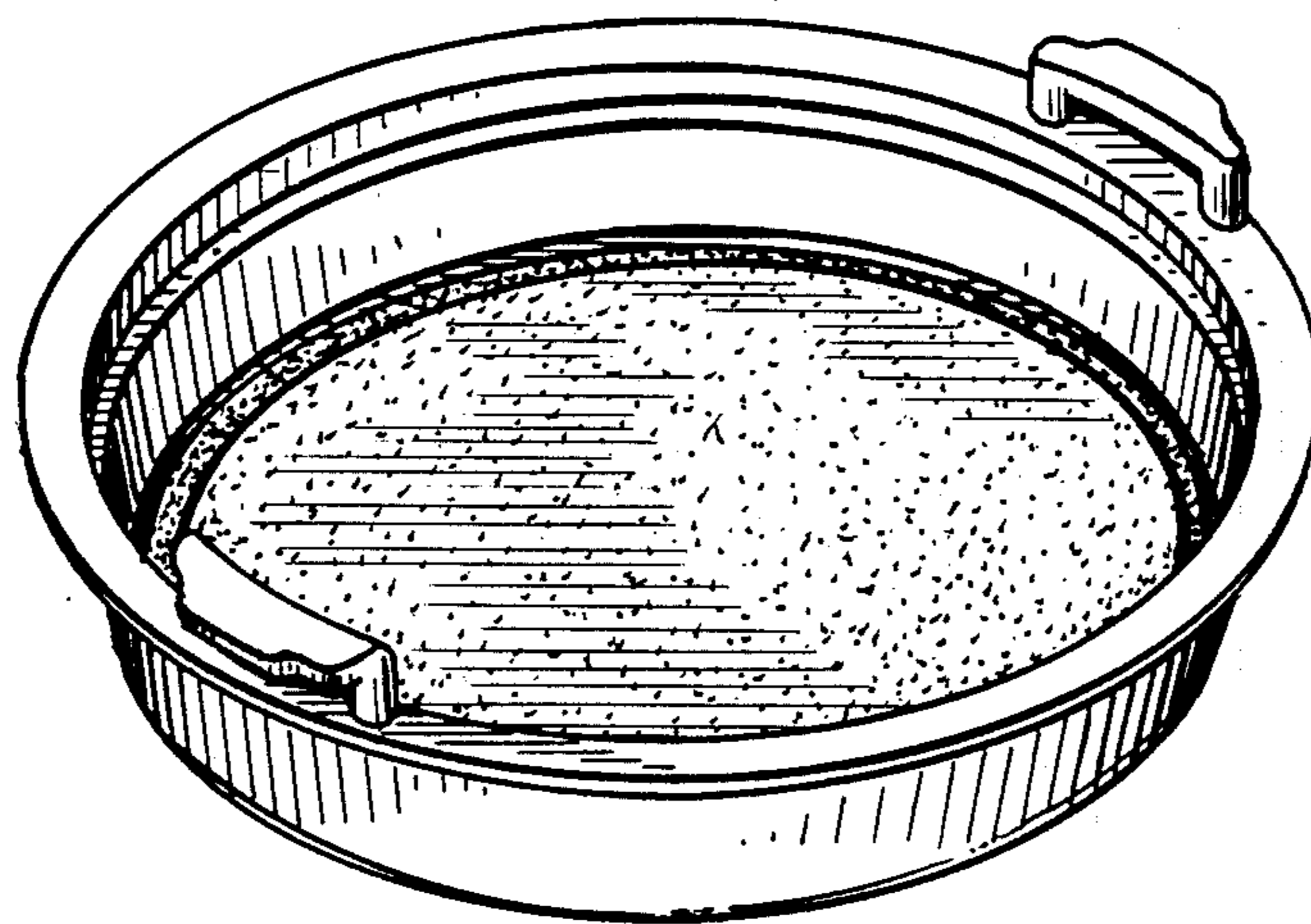
Attorney, Agent, or Firm—Woodcock Washburn Kurtz
Mackiewicz & Norris

[57] **CLAIM**

The ornamental design for a fry pan or similar article, as shown and described.

DESCRIPTION

FIG. 1 is a top perspective view of a fry pan or similar article; showing my new design;
FIG. 2 is a top plan view thereof;
FIG. 3 is a bottom plan view thereof;
FIG. 4 is a front elevational view thereof, the rear elevational view being a mirror image thereof; and
FIG. 5 is a left side elevational view thereof, the right side being a mirror image thereof.



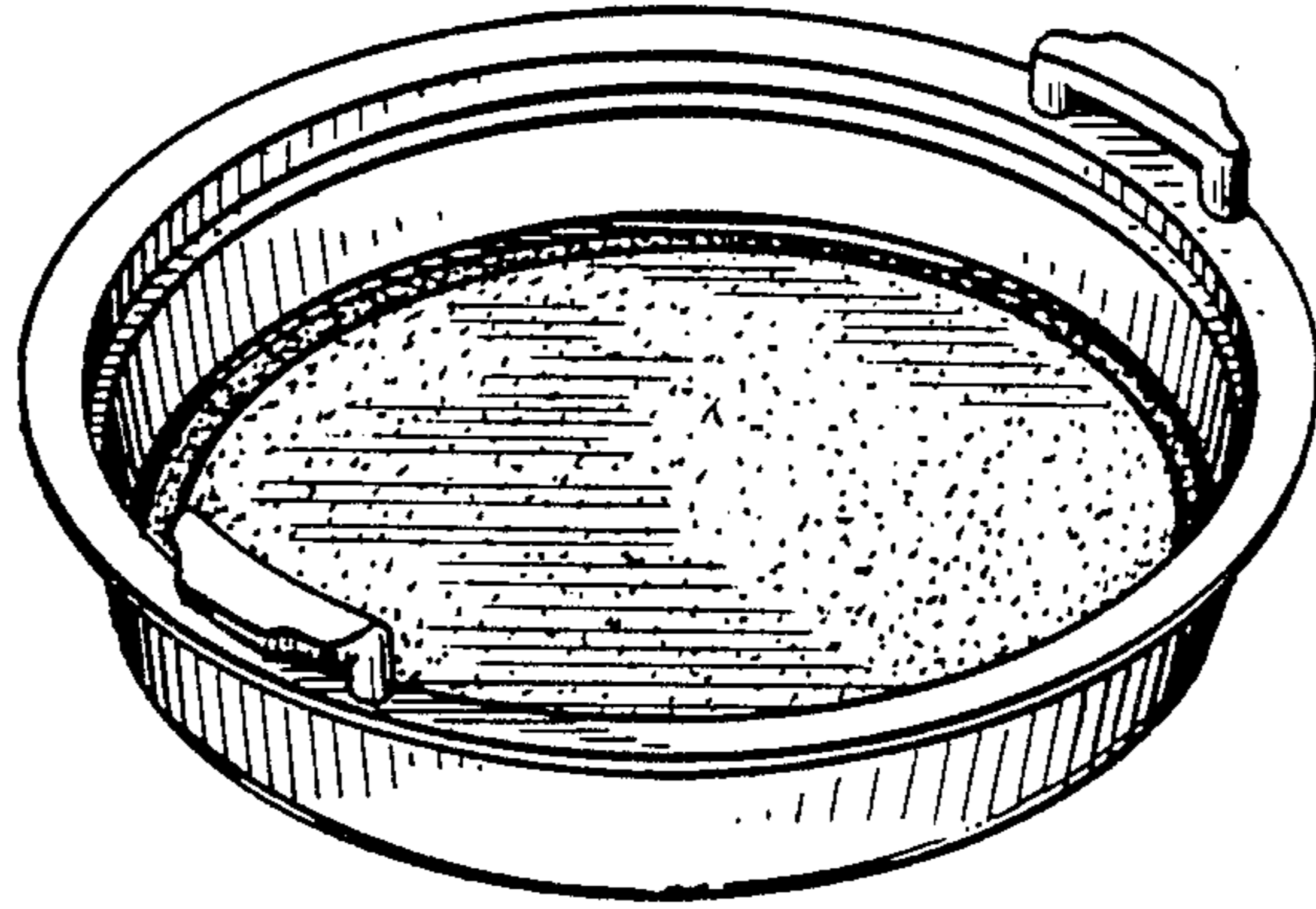


Fig. 1

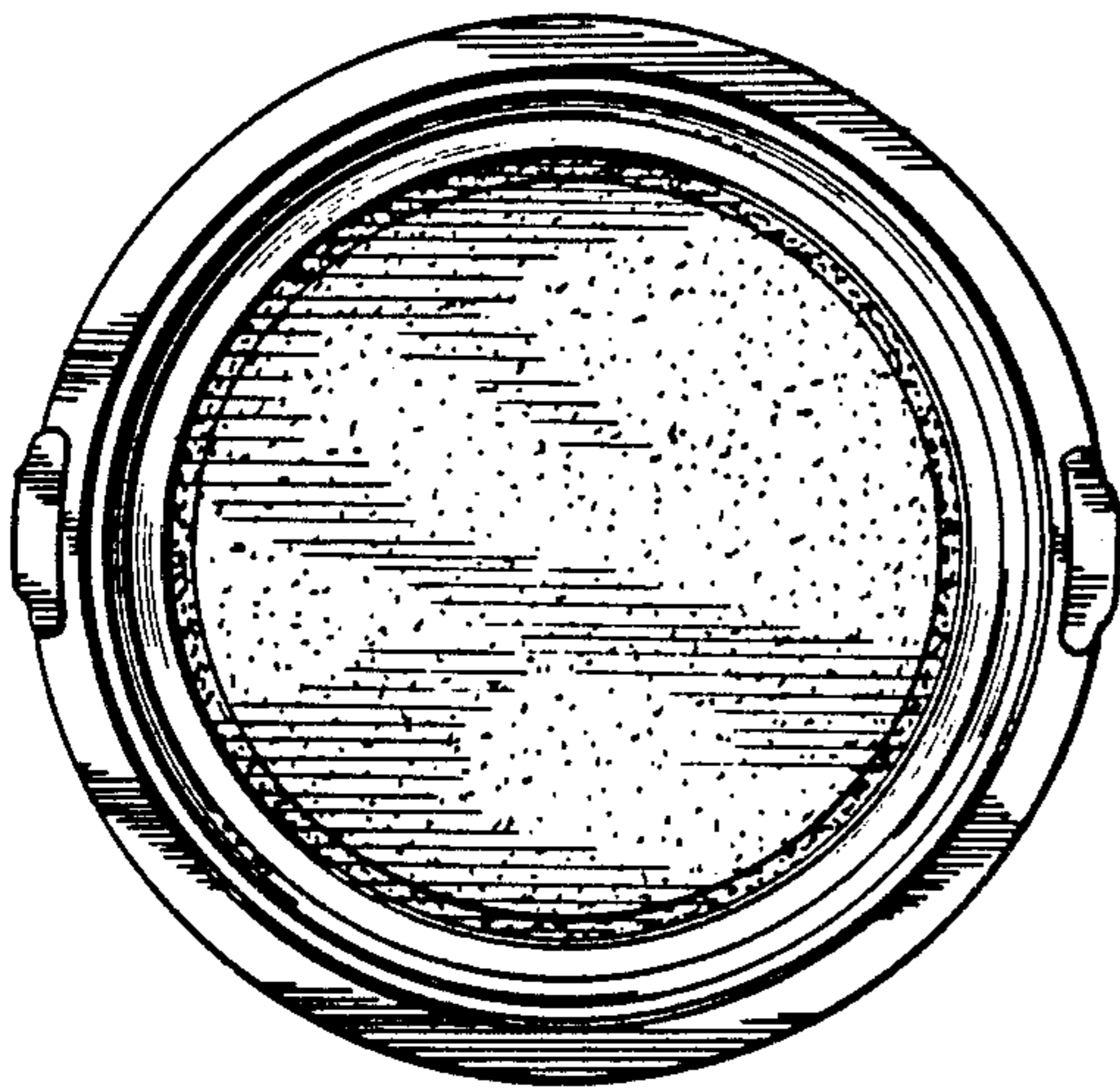


Fig. 2

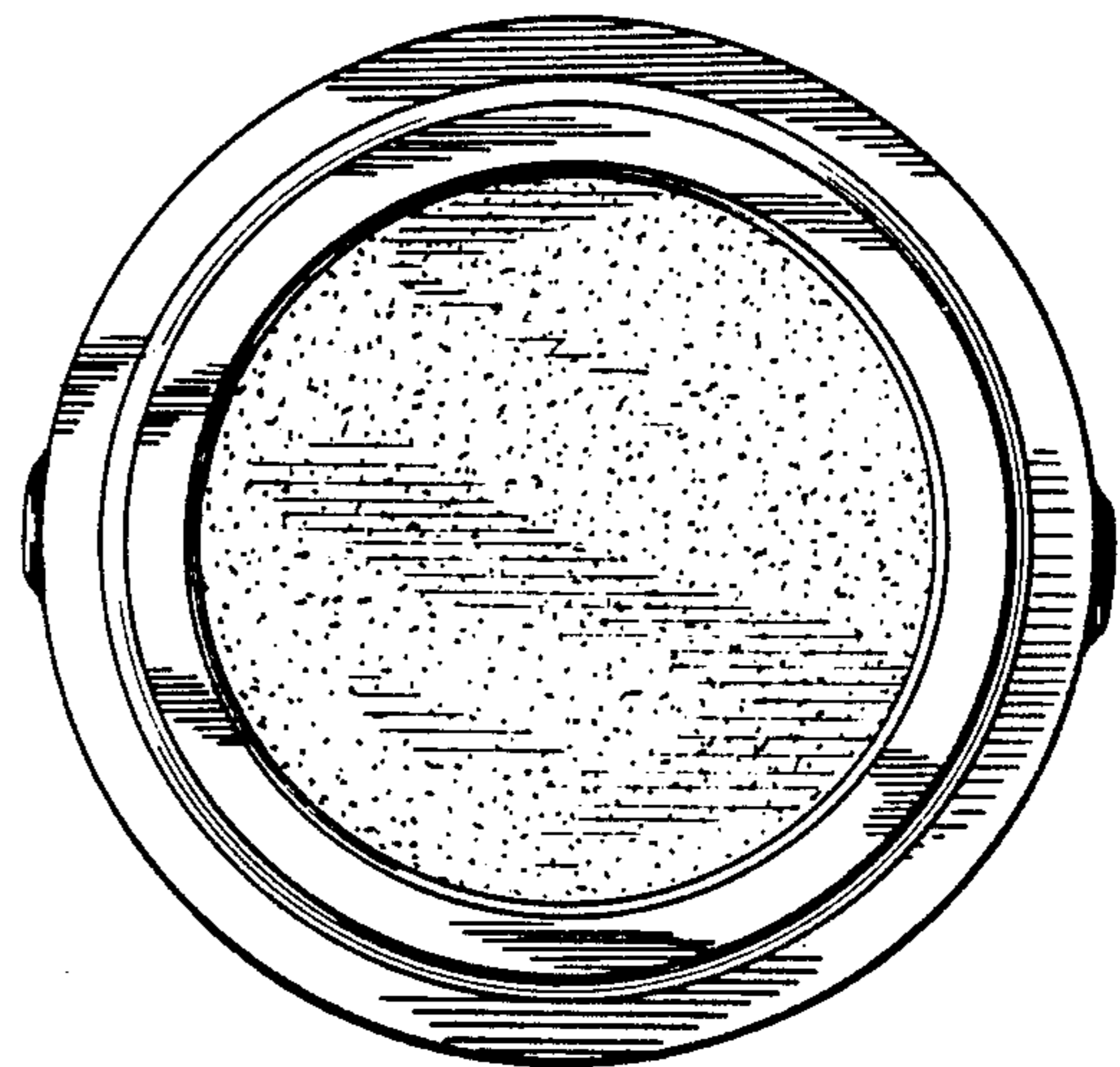


Fig. 3




Fig. 4




Fig. 5