

[54] CASE FOR RADIO AND BATTERY

[76] Inventor: Jack N. Holcomb, P.O. Box 23130, Ft. Lauderdale, Fla. 33307

[**] Term: 14 Years

[21] Appl. No.: 716,636

[22] Filed: Mar. 27, 1985

[52] U.S. Cl. D14/76; D14/68

[58] Field of Search D14/68, 69, 70, 71, D14/72, 75, 76, 95, 99; 455/73, 89, 90, 344, 350, 351

brochure, p. 4, right center of page—Rechargeable Battery Pack.

Primary Examiner—Bernard Ansher
Assistant Examiner—Theodore M. Shooman
Attorney, Agent, or Firm—Herbert C. Schulze

[57] CLAIM

The ornamental design for a case for radio and battery, as shown and described.

DESCRIPTION

FIG. 1 is a top, front and left side perspective view of a case for a radio and battery showing my new design; FIG. 2 is an exploded top, front and right side perspective view thereof; FIG. 3 is an exploded right side elevational view thereof; FIG. 4 is an exploded rear elevational view thereof; and FIG. 5 is a bottom plan view thereof. The broken line showing of the battery is for illustrative purposes only and forms no part of the claimed design.

[56] References Cited

U.S. PATENT DOCUMENTS

D. 198,032	4/1964	Leland et al.	D14/68 X
D. 235,449	6/1975	Holcomb	D14/68
D. 239,657	4/1976	Vong	D14/69
D. 266,562	10/1982	Hattori	D14/70 X
D. 276,913	12/1984	Okada et al.	D14/71
D. 281,600	12/1985	Claxton et al.	D14/68

OTHER PUBLICATIONS

Standard Communications—Horizon Marine Products

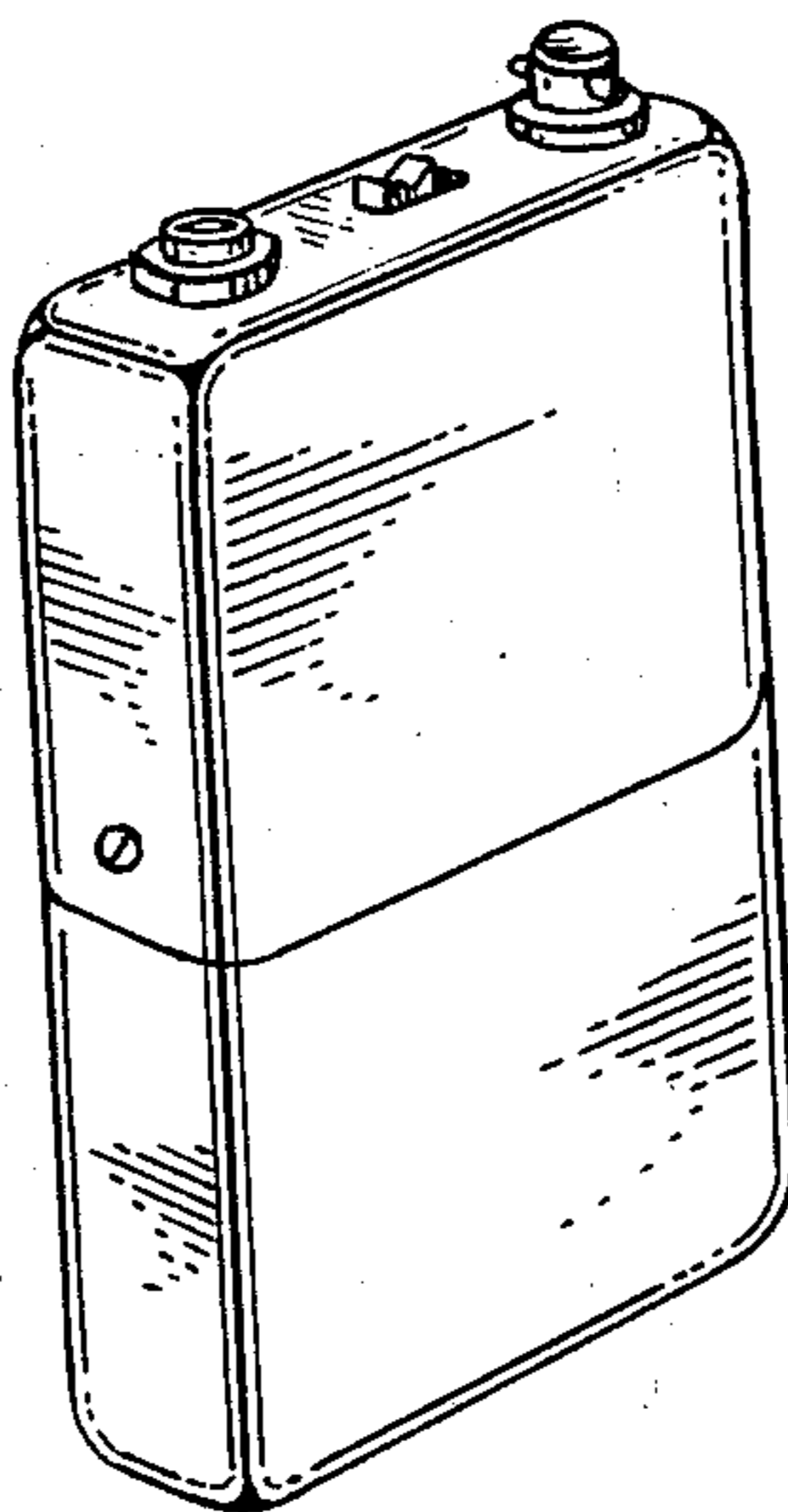


FIG. 1.

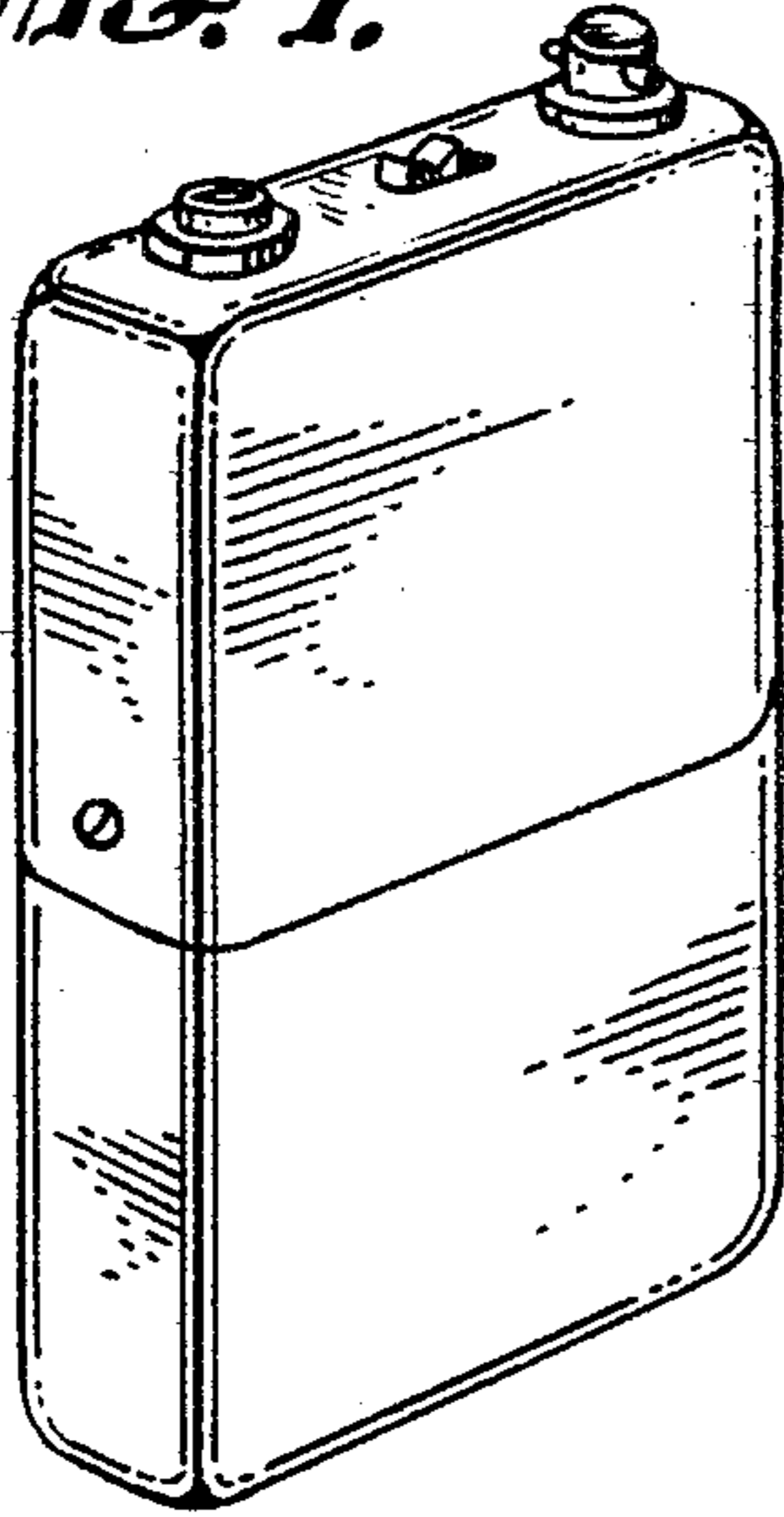


FIG. 2.

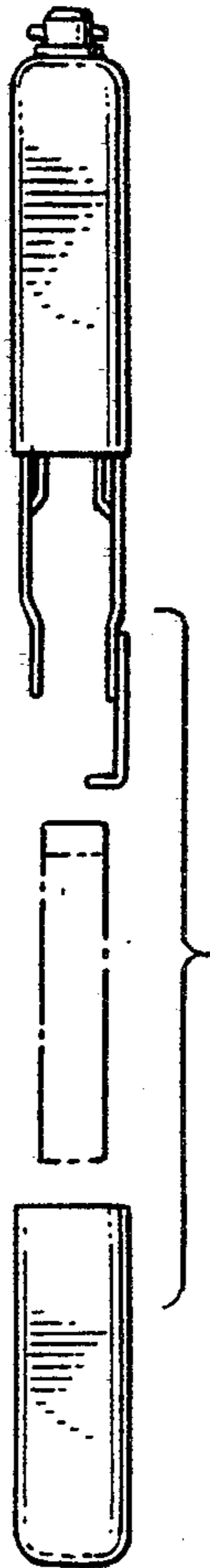
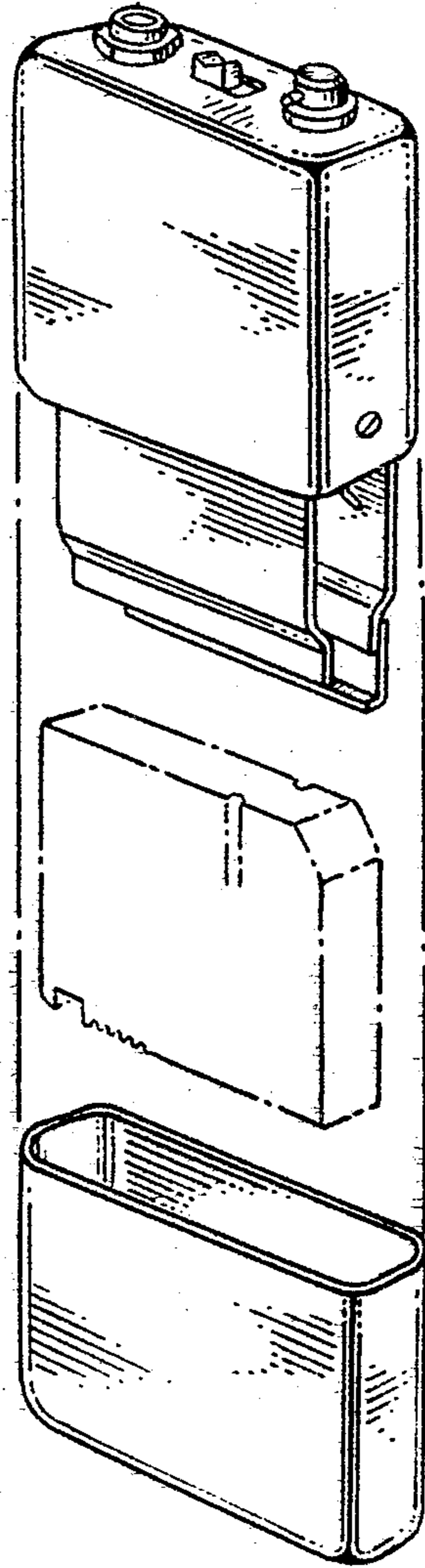


FIG. 3.

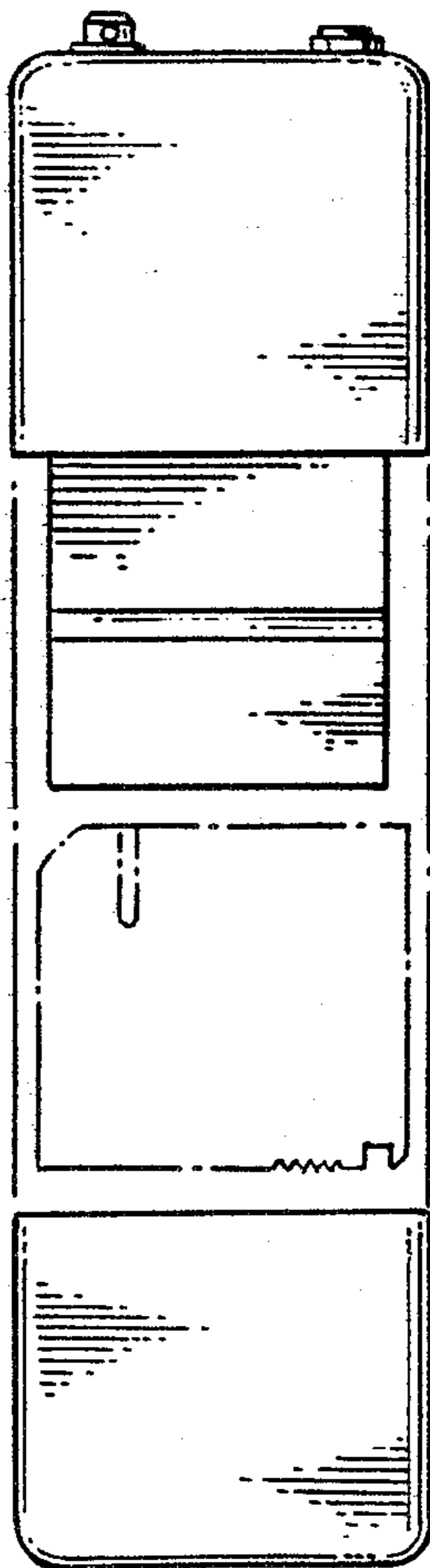


FIG. 4.

FIG. 5.

