

[54] TELEPHONE

[75] Inventor: Theodor Basch, New York, N.Y.

[73] Assignee: Kash 'N' Gold, Ltd., Farmingdale, N.Y.

[\*\*] Term: 14 Years

[21] Appl. No.: 819,903

[22] Filed: Jan. 16, 1986

[52] U.S. Cl. .... D14/64; D14/53

[58] Field of Search ..... D14/53, 69, 63, 64; D21/155, 111; D11/151, 67; D9/329; D7/301, 5, 56; 379/434, 433

[56] References Cited

U.S. PATENT DOCUMENTS

D. 67,876	7/1925	Couch	.....	D7/5 X
D. 69,980	2/1924	Travis	.....	D7/301
D. 75,002	5/1928	Beige	.....	D7/301
D. 81,865	8/1930	Casanove	.....	D7/301
D. 83,685	3/1931	Leibing	.....	D7/301
D. 132,918	6/1942	Temple	.....	D9/329
D. 281,598	12/1985	Guenther	.....	D14/53
D. 281,686	12/1985	Rivette et al.	.....	D14/64 X
D. 282,544	2/1986	Wu	.....	D14/14 X
3,624,939	12/1971	Gossard	.....	D7/5 X
4,018,998	4/1977	Wegner	.....	179/103

FOREIGN PATENT DOCUMENTS

1145115 3/1969 United Kingdom ..... D9/307

OTHER PUBLICATIONS

Spencer Gifts, ©1973; insert between pp. 48-49; Baseball Jewelry Box/Music Box.

The Master Handbook of Telephones ©1981, by R. J. Traister; GTE Flip-Phone on p. 177.

Primary Examiner—B. J. Bullock

Assistant Examiner—Horace B. Fay

Attorney, Agent, or Firm—Cooper, Dunham, Griffin & Moran

[57] CLAIM

The ornamental design for a telephone, as shown and described.

DESCRIPTION

FIG. 1 is a side elevational view of a telephone showing my new design, the side opposite being essentially a mirror image thereof;

FIG. 2 is a top plan view thereof;

FIG. 3 is a bottom plan view thereof; and

FIG. 4 is a top plan view thereof, shown in opened operative position to illustrate the interior surfaces of the design.

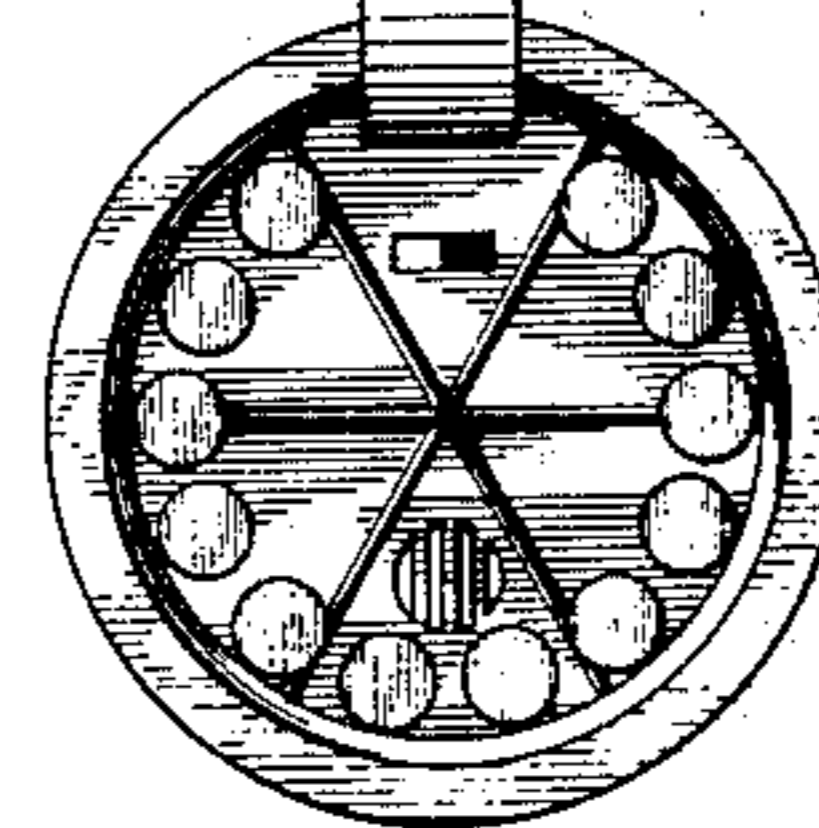

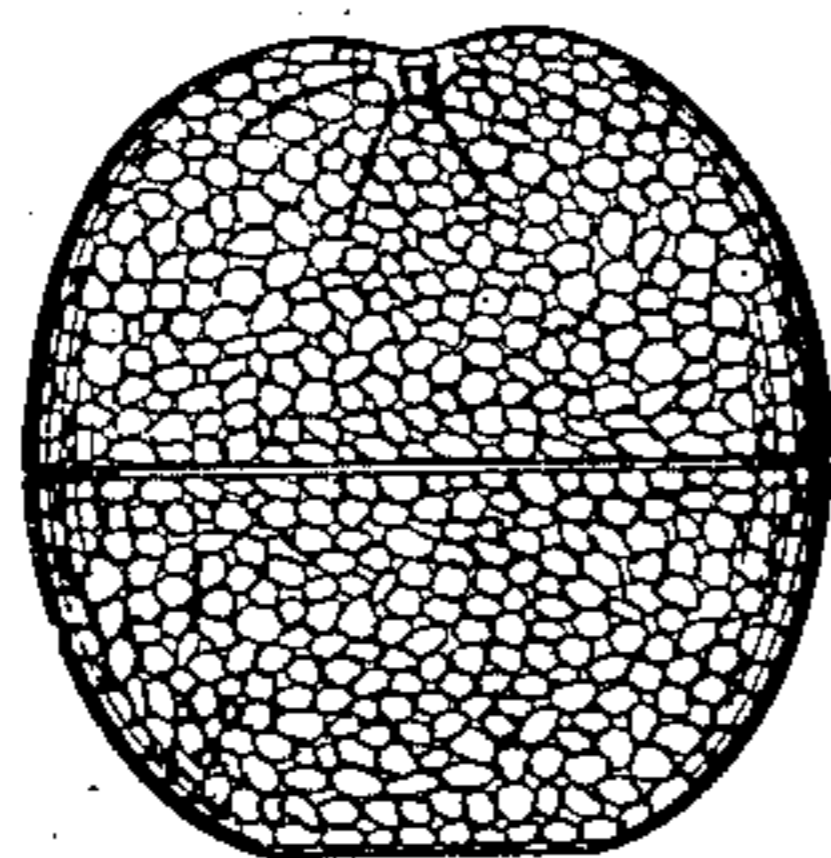


Fig. 1.

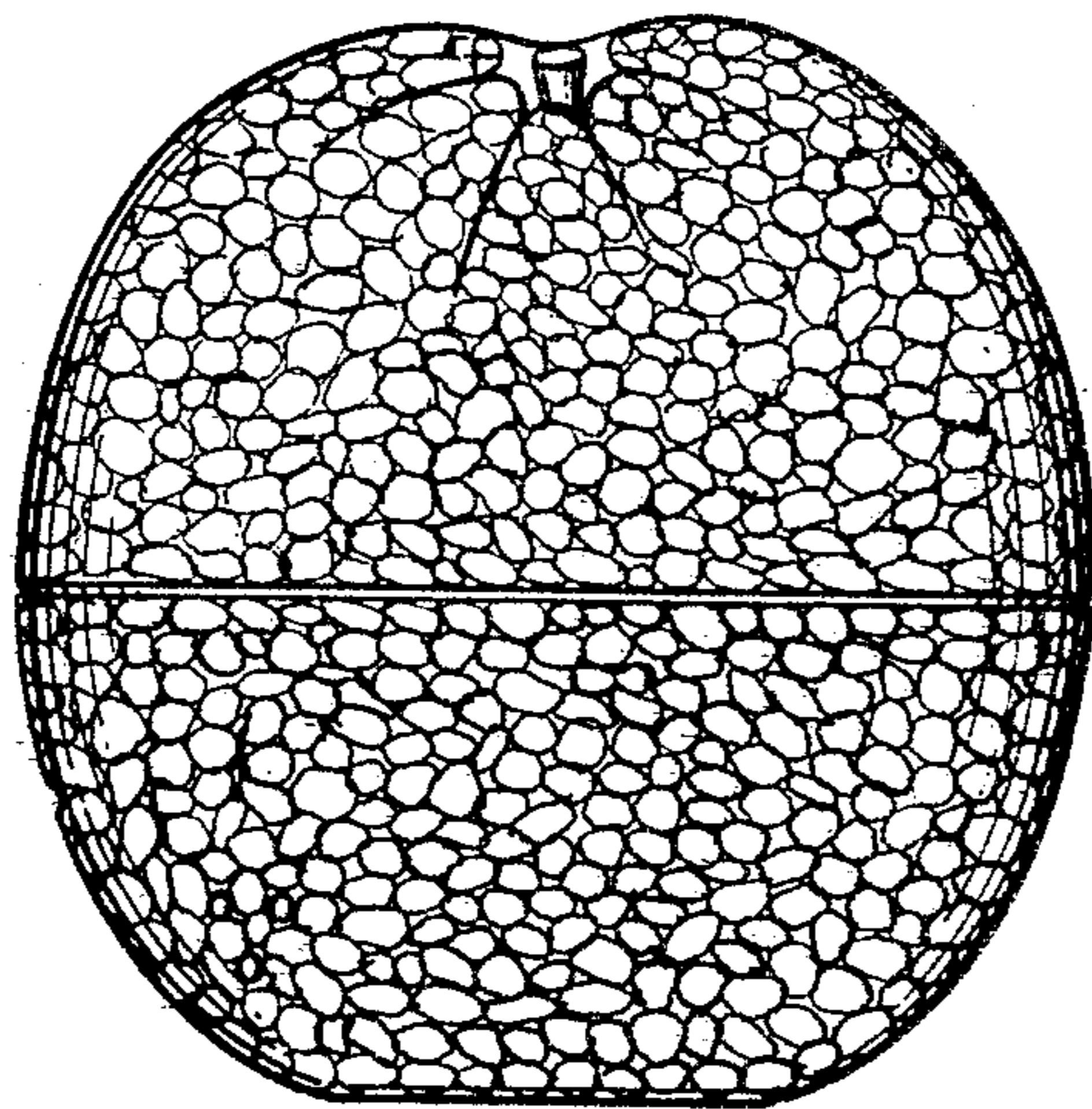


Fig. 2.

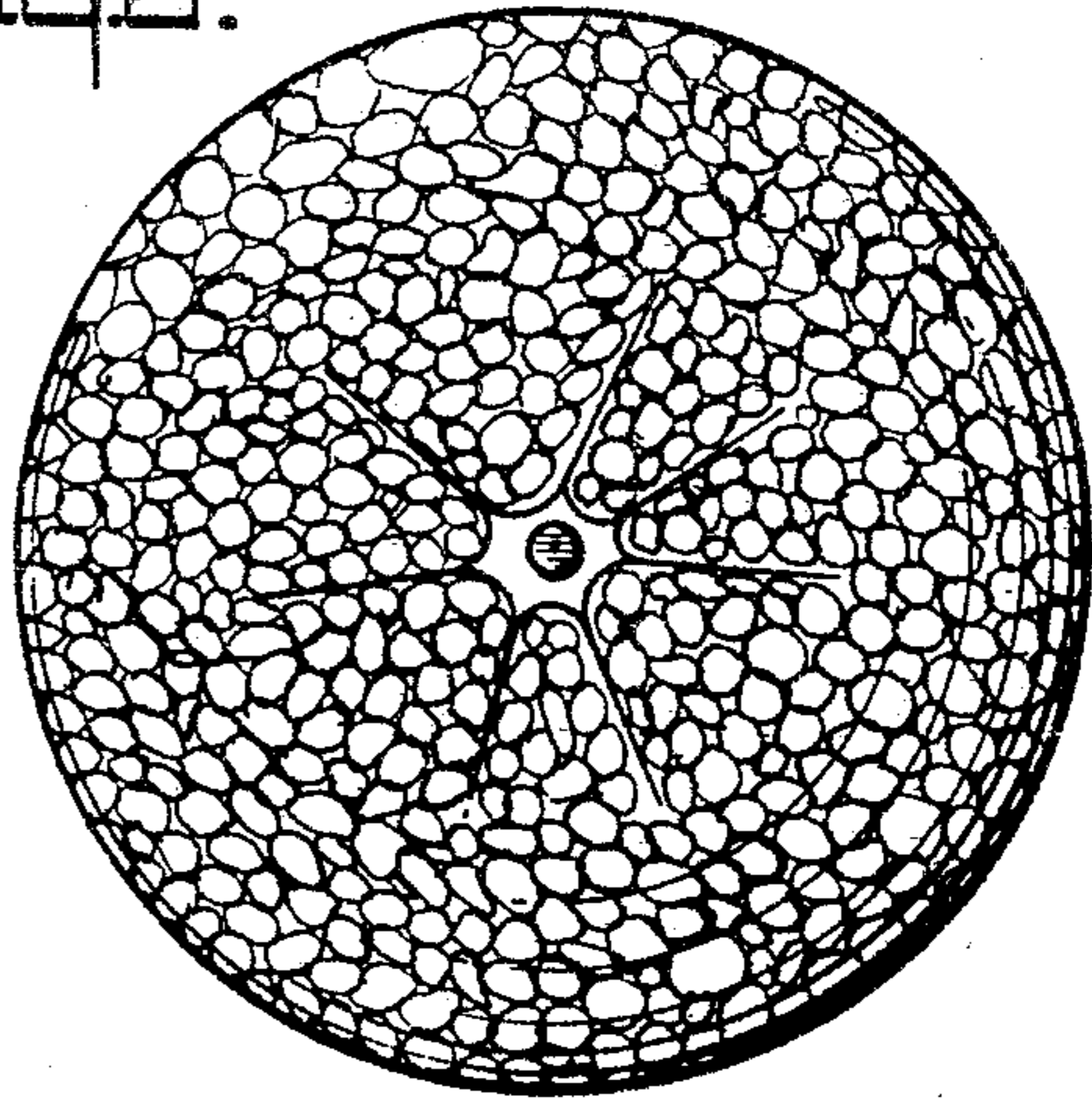


Fig. 4.

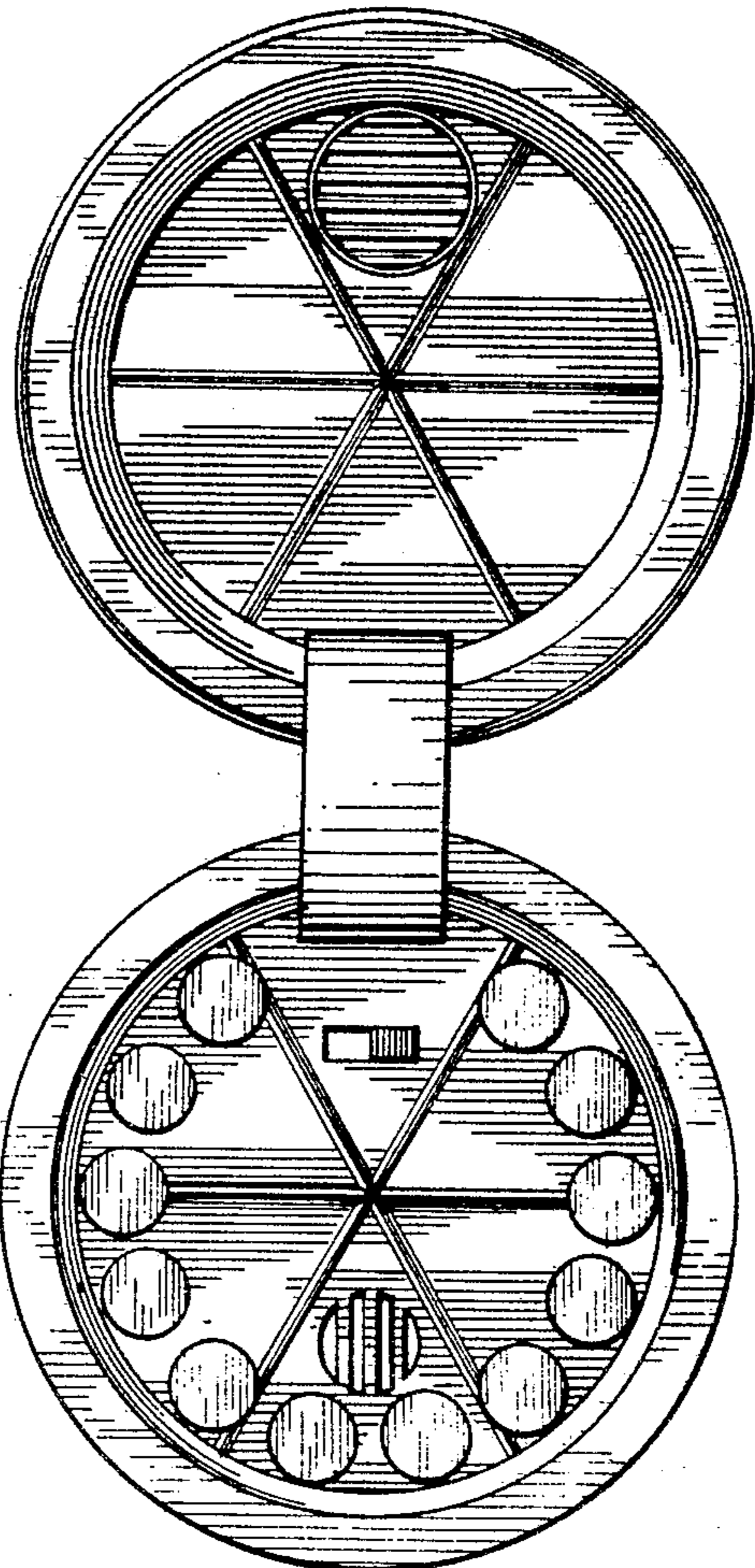


Fig. 3.

