

[54] SHOE SOLE

[75] Inventor: Brenda Kelley, Beaverton, Oreg.

[73] Assignee: AVIA Group International, Inc., Portland, Oreg.

[\*\*] Term: 14 Years

[21] Appl. No.: 8,417

[22] Filed: Jan. 29, 1987

[52] U.S. Cl. .... D2/320

[58] Field of Search ..... D2/314-320, D2/309, 310, 274; 36/30 R, 32 R, 33, 35 R, 59 C, 59 R, 114

4,498,251 2/1985 Shin ..... 36/30 R  
4,624,062 11/1986 Autry ..... 36/114  
4,658,514 4/1987 Shin ..... 36/59 C X

FOREIGN PATENT DOCUMENTS

1093702 11/1960 Fed. Rep. of Germany .

OTHER PUBLICATIONS

ABC das Schub Fabrikation, Nov. 2, 1934.  
1975 Pro Keds Catalogue-Cheetah.

Primary Examiner—Louis S. Zarfes  
Attorney, Agent, or Firm—Saidman, Sterne, Kessler & Goldstein

[56] References Cited

U.S. PATENT DOCUMENTS

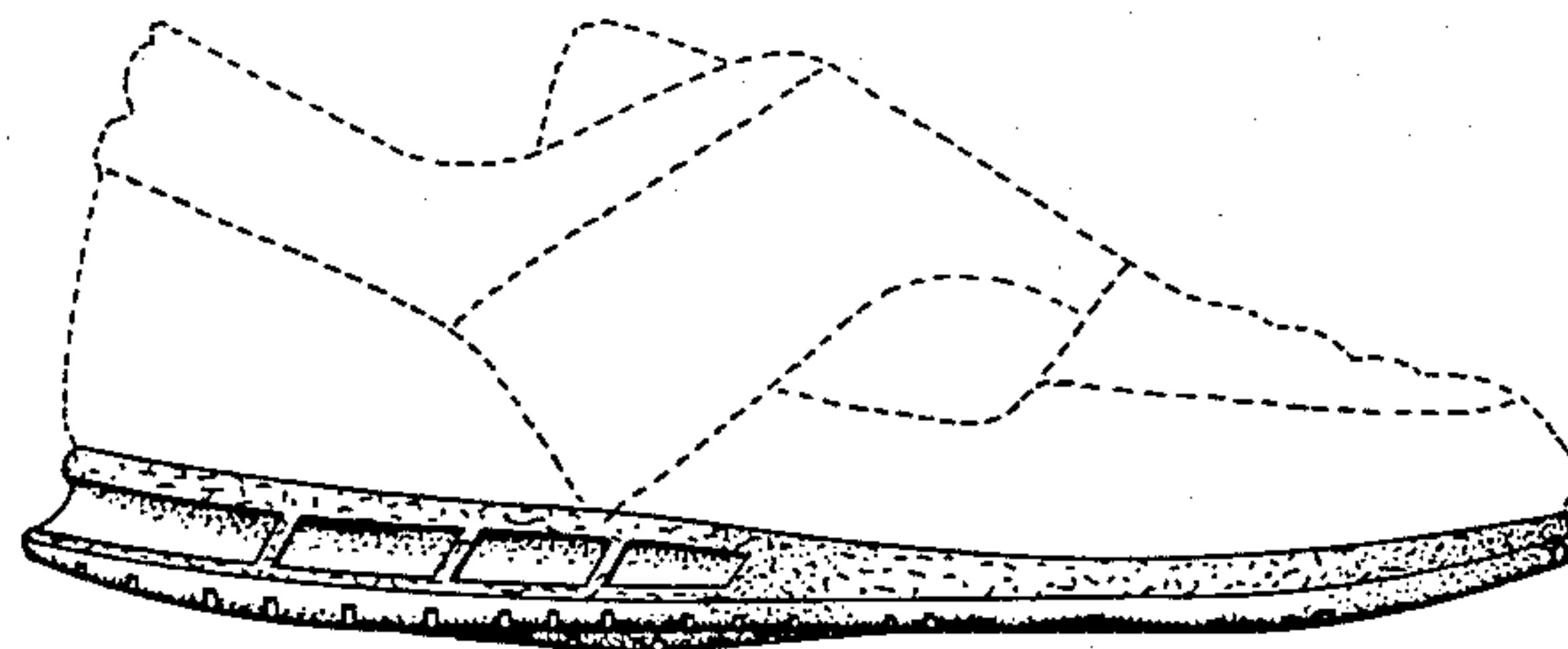
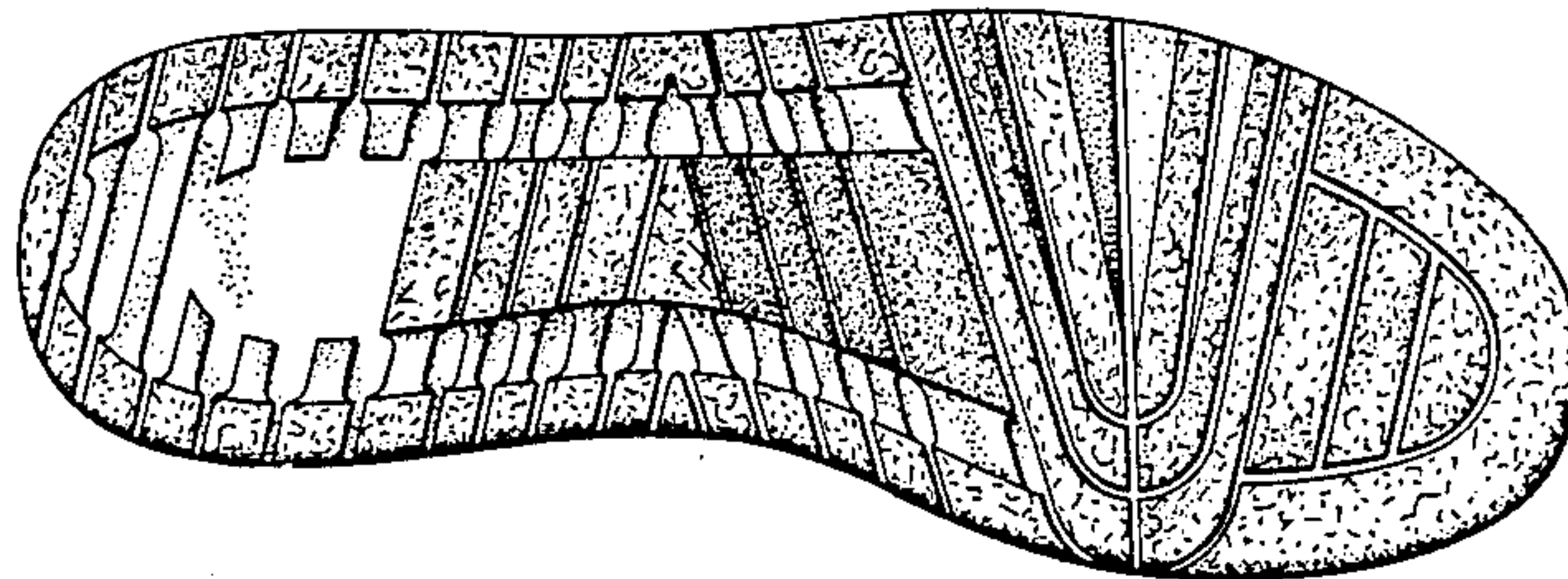
D. 186,154	9/1959	Zerkowitz	.....	D2/320
D. 280,355	9/1985	Austin	.....	D2/320
D. 287,185	12/1986	Sironi	.....	D2/274 X
D. 287,302	12/1986	Peterson	.....	D2/318
D. 287,661	1/1987	Tonkel	.....	D2/320
1,560,995	11/1925	Kaplan	.....	36/59 C
2,229,406	1/1941	Cutler	.....	36/59 C
2,370,301	2/1945	Ghez et al.	.....	36/33
2,394,454	2/1946	Kappeler	.....	36/59 C
2,833,057	5/1958	Hack	.....	36/59 C
4,241,524	12/1980	Sink	.....	36/32 R
4,364,190	12/1982	Yonkers	.....	36/32 R

[57] CLAIM

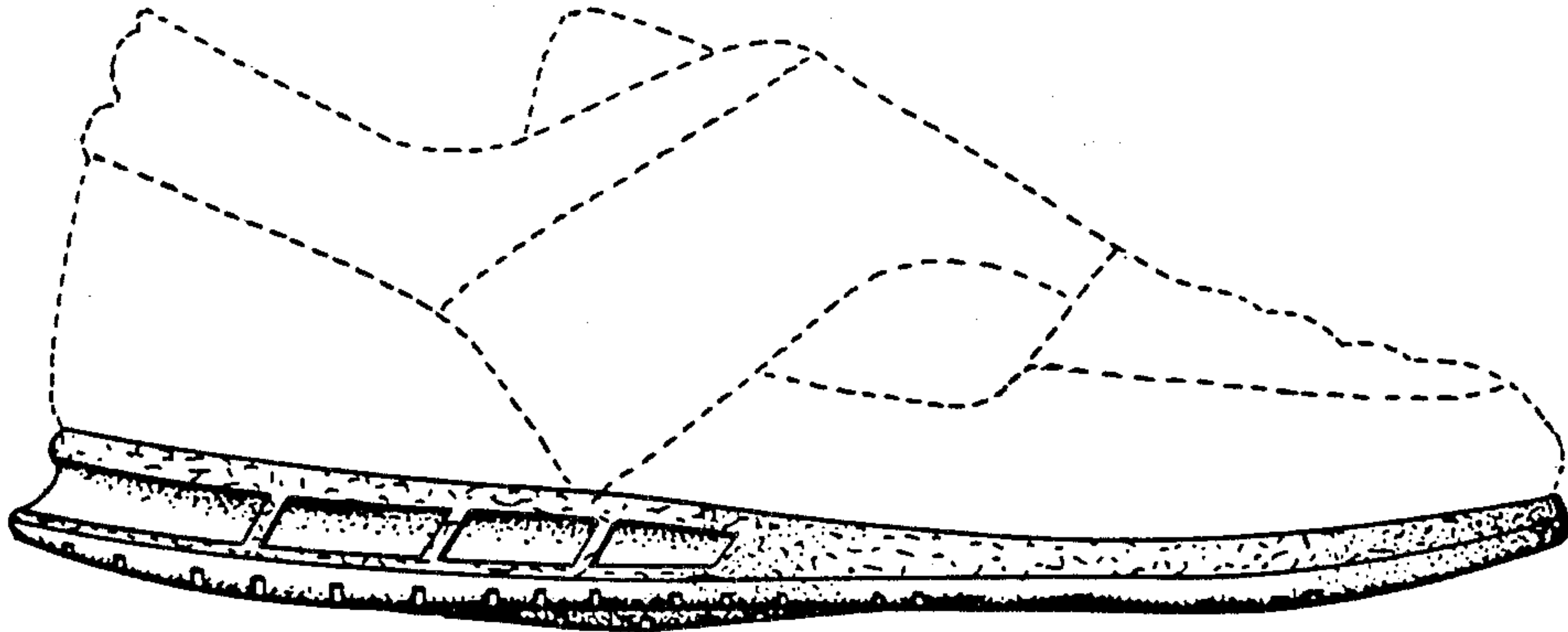
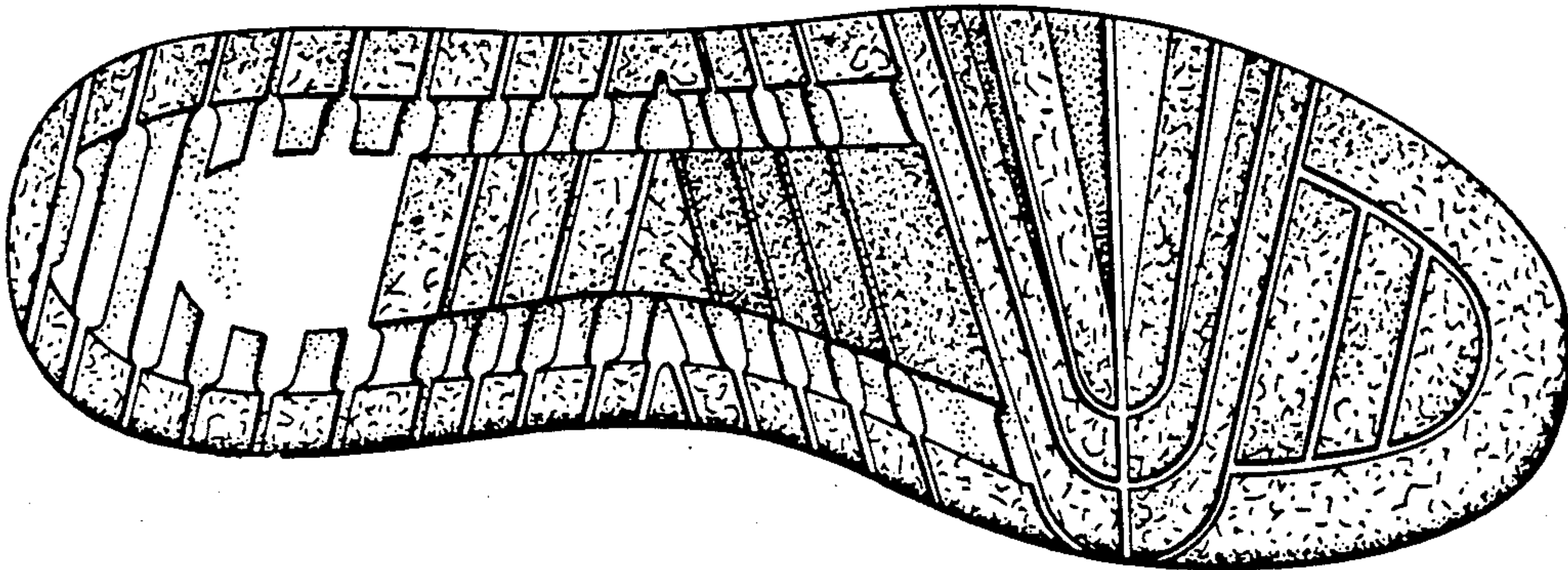
The ornamental design for a shoe sole, as shown and described.

DESCRIPTION

FIG. 1 is a bottom plan view of a shoe sole showing my new design, the top plan view being substantially flat and unornamented;  
FIG. 2 is a left side elevational view thereof;  
FIG. 3 is a right side elevational view thereof;  
FIG. 4 is a front elevational view thereof; and  
FIG. 5 is a rear elevational view thereof.  
The broken line showing of a shoe upper in FIG. 2 is for illustrative purposes and forms no part of the claimed design.

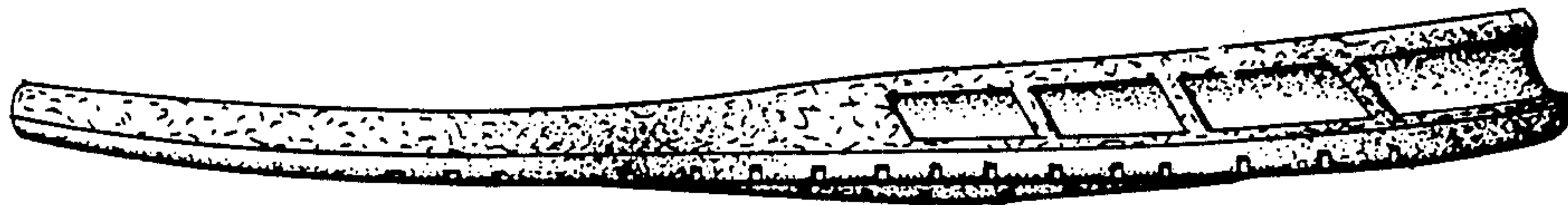


**FIG. 1**





**FIG. 2**

**FIG.3**



**FIG.4**



**FIG.5**