

[54] SHOE UPPER

[75] Inventors: Lawrence Selbiger; Jack Curley, both of Portland, Oreg.

[73] Assignee: AVIA Group International, Inc., Portland, Oreg.

[**] Term: 14 Years

[21] Appl. No.: 8,422

[22] Filed: Jan. 29, 1987

[52] U.S. Cl. D2/314; D2/312

[58] Field of Search D2/309-314, D2/320; 36/31, 30 R, 114, 59 C

4,255,876 3/1981 Johnson 36/83
4,402,146 9/1983 Parracho et al. 36/32 R X
4,559,723 12/1985 Hamy et al. 36/114 X

OTHER PUBLICATIONS

Footwear News, Apr. 1, 1985, Kangaroos.
Footwear News, May 28, 1984, Fall 1984 supplement.
Footwear News, May 6, 1985, City Wings by Pony.

Primary Examiner—Louis S. Zarfes
Attorney, Agent, or Firm—Saidman, Sterne, Kessler & Goldstein

[56] References Cited

U.S. PATENT DOCUMENTS

D. 241,383	9/1976	Dolinsky	D2/309
D. 273,340	4/1984	Gamm	D2/310
D. 279,139	6/1985	Gamm	D2/310
D. 284,039	6/1986	Yoshitake	D2/310
D. 287,301	12/1986	Tong	D2/314
1,176,572	3/1916	Lassig	36/45 X
2,435,131	1/1948	Desbiens	36/87
4,169,324	10/1979	Gibbs	36/83
4,222,183	9/1980	Haddox	36/45 X

[57] CLAIM

The ornamental design for a shoe upper, as shown and described.

DESCRIPTION

FIG. 1 is a left side elevational view of a shoe upper showing our new design;
FIG. 2 is a right side elevational view thereof;
FIG. 3 is a top plan view thereof;
FIG. 4 is a front elevational view thereof; and
FIG. 5 is a rear elevational view thereof.
The broken line showing of a shoe sole in FIG. 1 is for illustrative purposes only and forms no part of the claimed design.

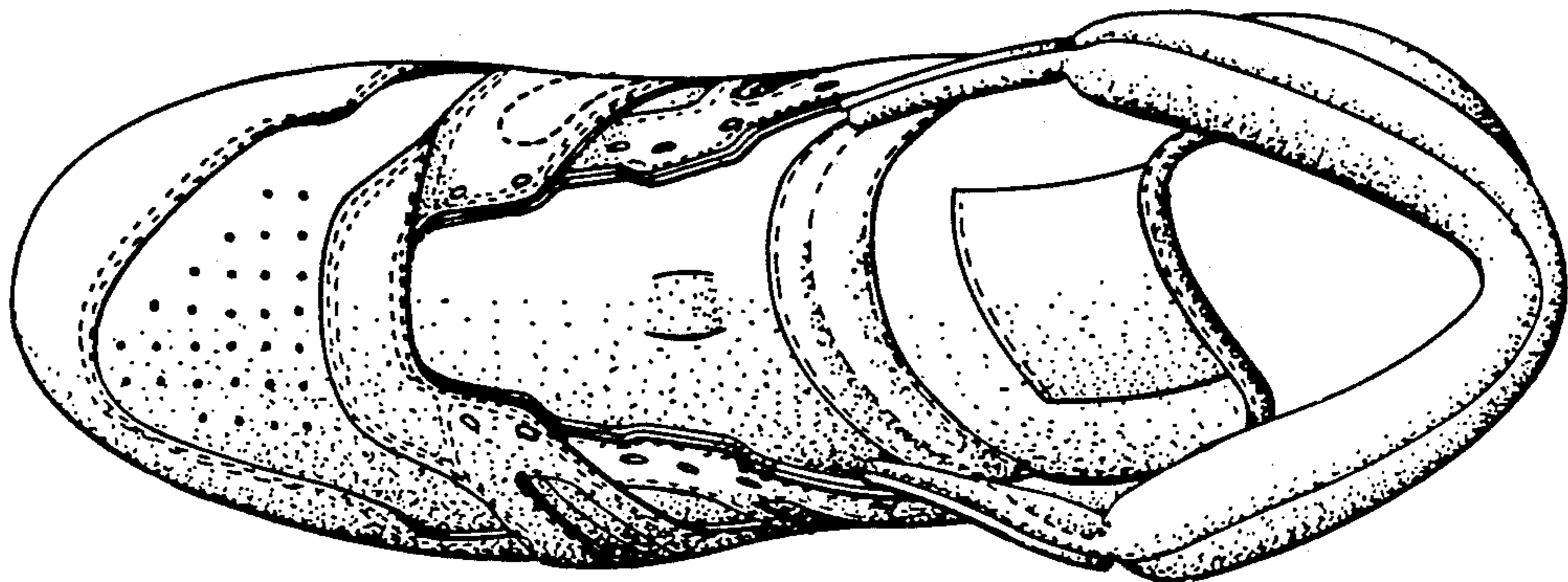



FIG. 1



FIG. 2




FIG. 3

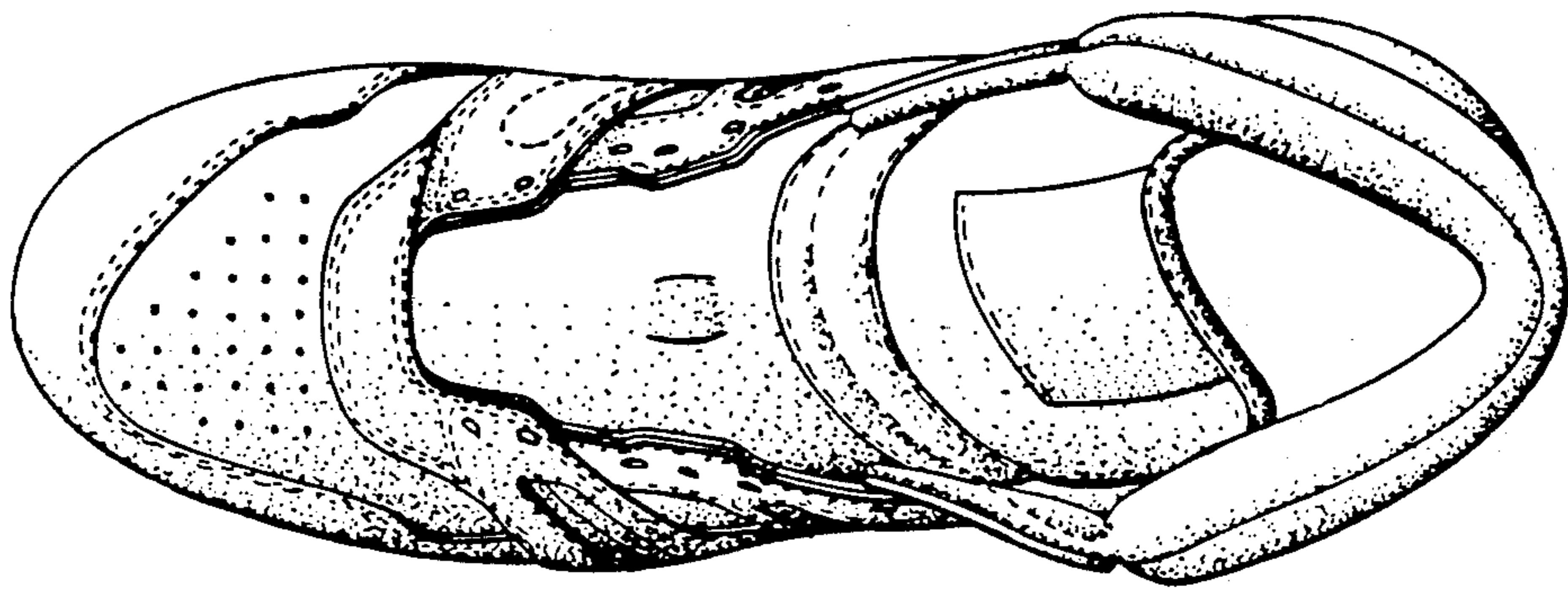


FIG. 4

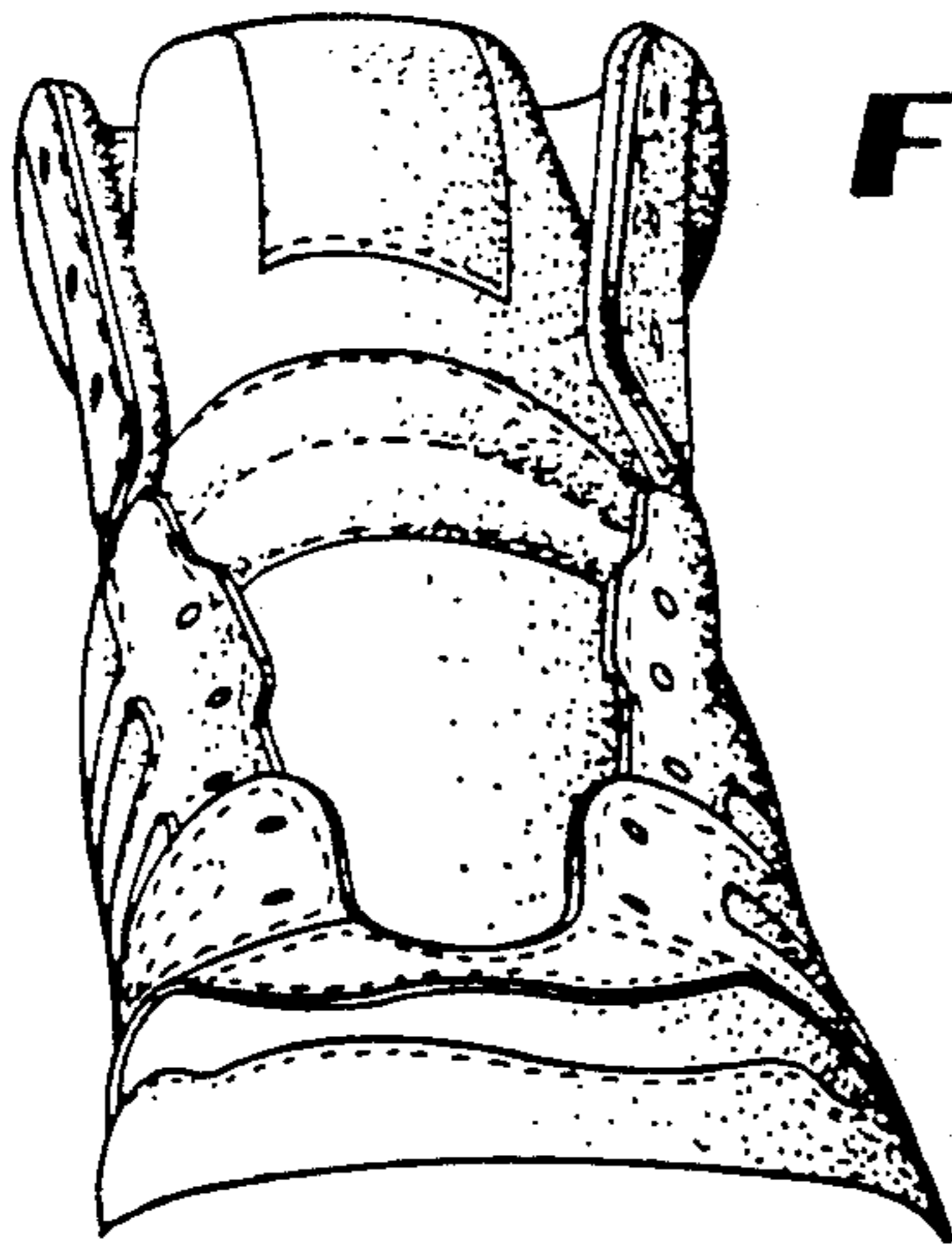


FIG. 5

