

[54] PIPE FLASHING

[75] Inventor: Werner E. Schalle, East Malvern, Australia

[73] Assignee: Aquarius Rubber Pty., Ltd., Scoresby, Australia

[\*\*] Term: 14 Years

[21] Appl. No.: 659,538

[22] Filed: Oct. 10, 1984

[30] Foreign Application Priority Data

Apr. 19, 1984 [AU] Australia ..... 7249/84

[52] U.S. Cl. .... D25/70

[58] Field of Search ..... D23/40-47; D25/70, 98; 285/42-44; 52/58, 199, 219; 277/212 R, 212 C, 212 F, 212 FB

[56] References Cited

U.S. PATENT DOCUMENTS

- D. 216,693 3/1970 Dammer ..... D23/42
- D. 269,454 6/1983 Houseman ..... D23/42

- 1,615,929 2/1927 Buckles et al. .... 285/43
- 1,834,823 12/1931 Bropson ..... 285/43
- 3,602,530 8/1971 Elwart ..... 285/44 X
- 3,731,952 5/1973 Elwart ..... 285/44 X
- 4,333,660 6/1982 Cupit ..... 285/42 X
- 4,563,847 1/1986 Hasty ..... 285/44 X
- 4,570,943 2/1986 Houseman et al. .

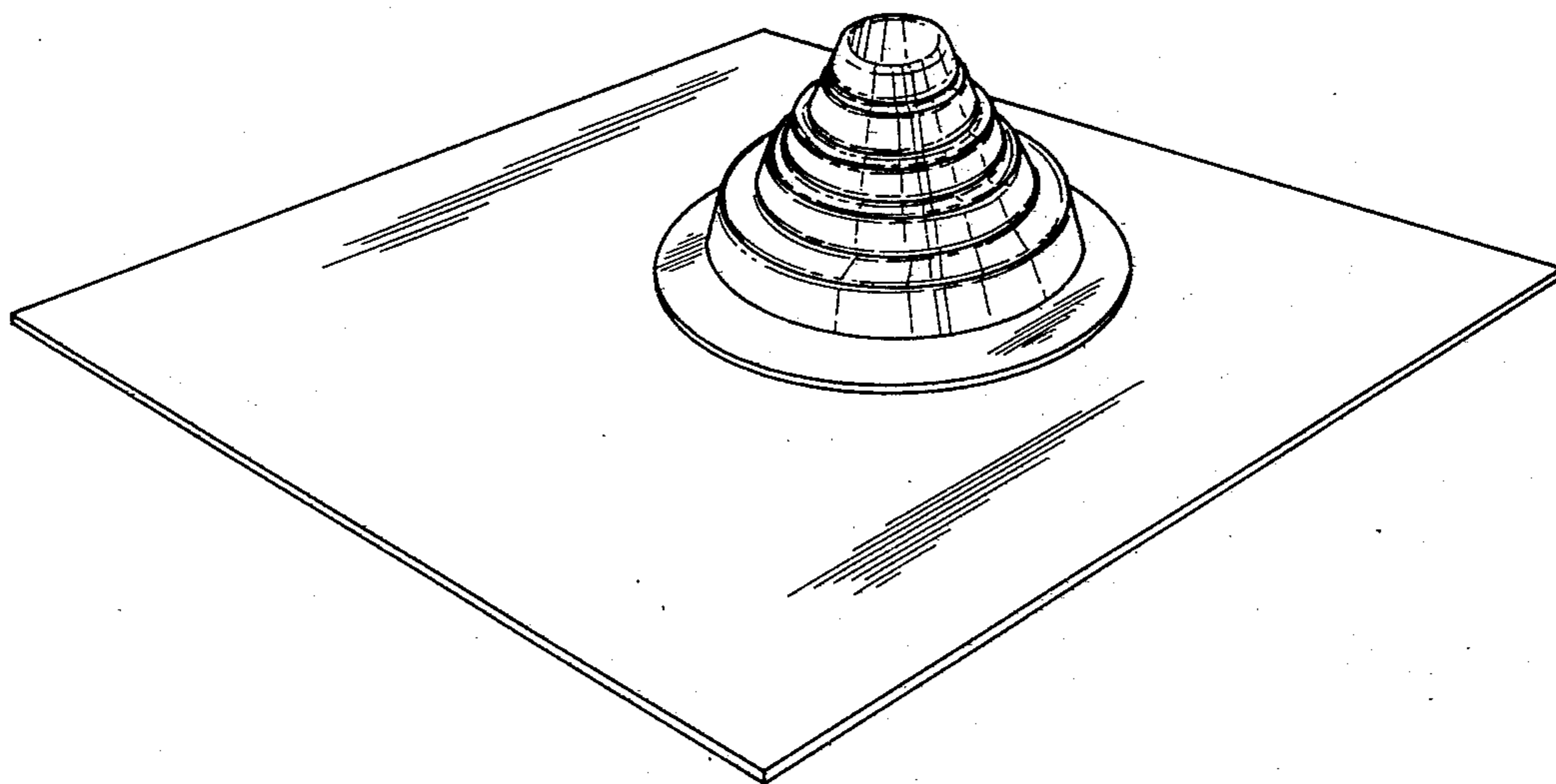
Primary Examiner—James R. Largen  
Attorney, Agent, or Firm—Browdy & Neimark

[57] CLAIM

The ornamental design for a pipe flashing, as shown and described.

DESCRIPTION

FIG. 1 is a top plan view of a pipe flashing showing my new design;  
FIG. 2 is a bottom plan view thereof;  
FIG. 3 is a side elevational view thereof;  
FIG. 4 is a front elevational view thereof;  
FIG. 5 is an enlarged fragmentary side elevational view thereof shown partially in section; and  
FIG. 6 is a perspective view taken from the top front and one side thereof.






FIG 2

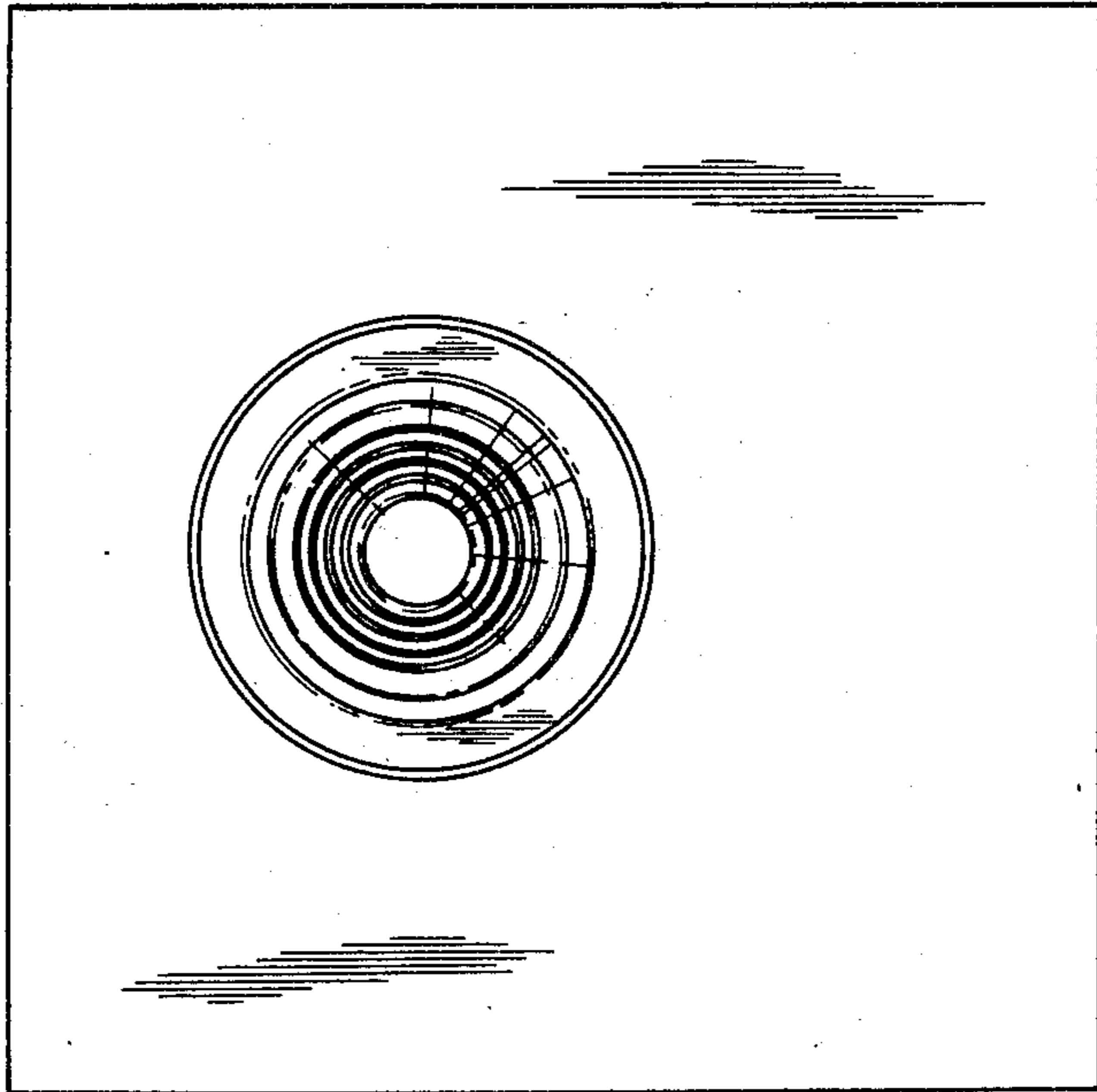


FIG 1

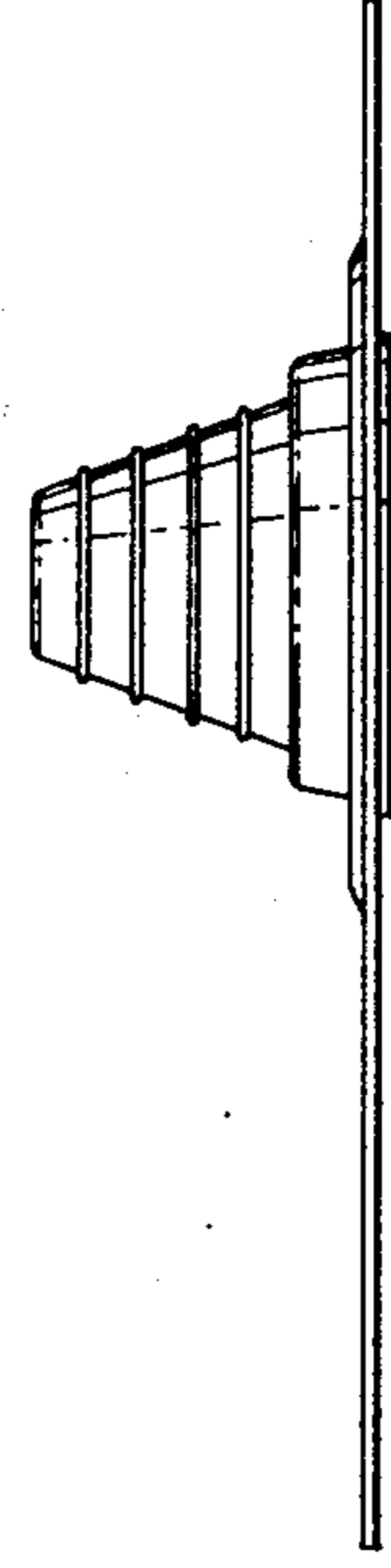


FIG 3

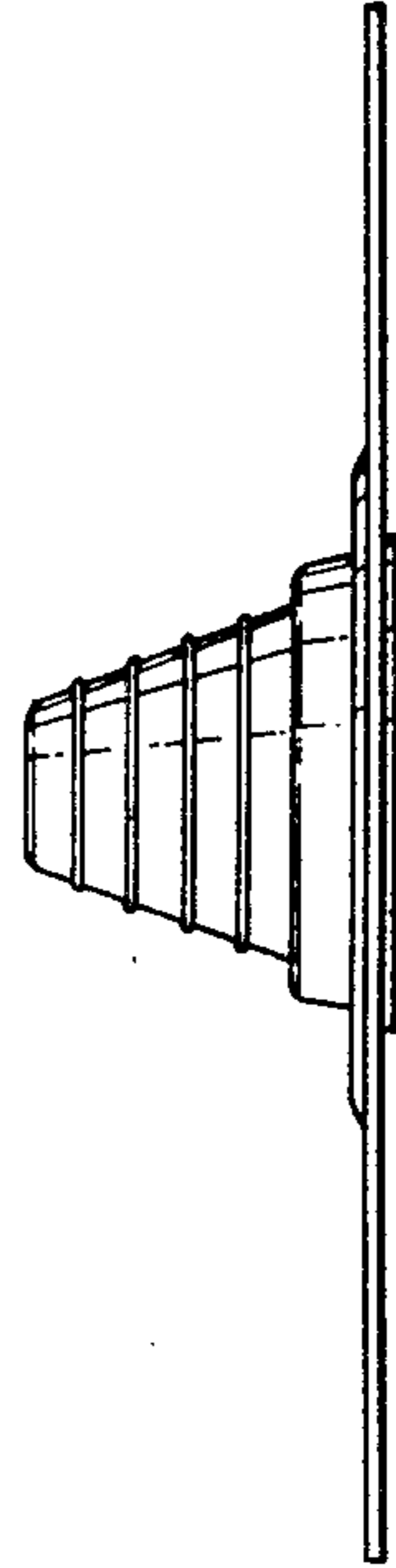


FIG 4




FIG 5

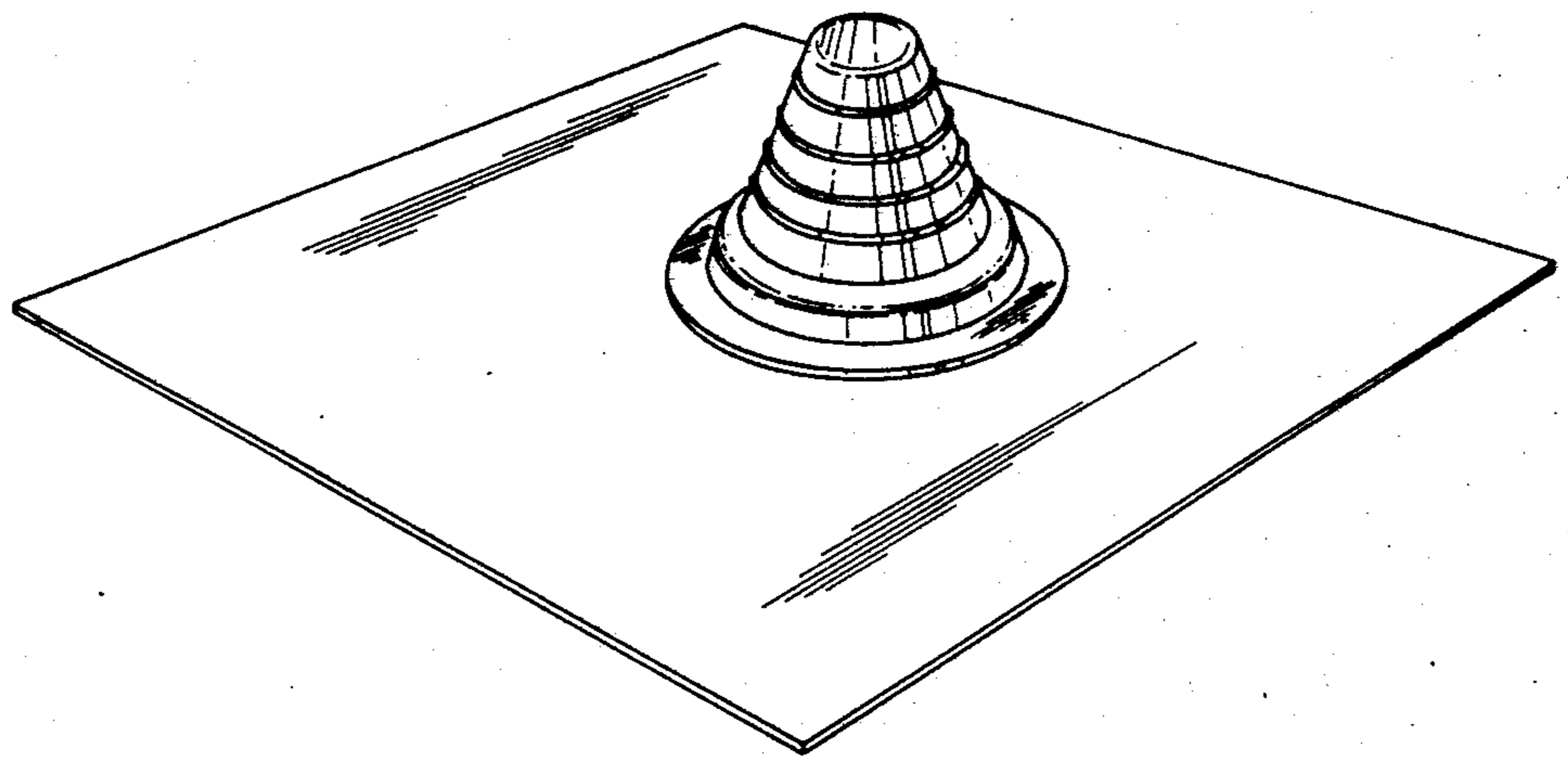


FIG 6