

[54] SINK SPRAYER

[75] Inventor: John Rudelick, Milwaukee, Wis.

[73] Assignee: Universal-Rundle Corporation, New Castel, Pa.

[**] Term: 14 Years

[21] Appl. No.: 614,671

[22] Filed: May 29, 1984

[52] U.S. Cl. D23/226

[58] Field of Search D23/17, 18, 34-39; 4/191, 192, 615, 653; 239/283, 525, 548, 562, 588

D. 202,757	11/1965	Hitchcock	D91/3
D. 207,440	4/1967	Bucknell et al.	D91/3
D. 228,908	10/1973	Juhlin	D23/35
D. 233,606	11/1974	Rauh	D23/37
D. 242,352	11/1976	Uyeda	D23/35
D. 253,069	10/1979	Ogilvie	D23/35
D. 267,582	1/1983	MacKay et al.	D23/35
2,200,503	5/1940	Judell et al.	239/588 X
4,091,998	5/1978	Peterson	239/588 X
4,396,156	8/1983	Southworth et al.	239/526

Primary Examiner—James R. Largen
Attorney, Agent, or Firm—Wood, Dalton, Phillips, Mason & Rowe

[57] CLAIM

The ornamental design for a sink sprayer, as shown and described.

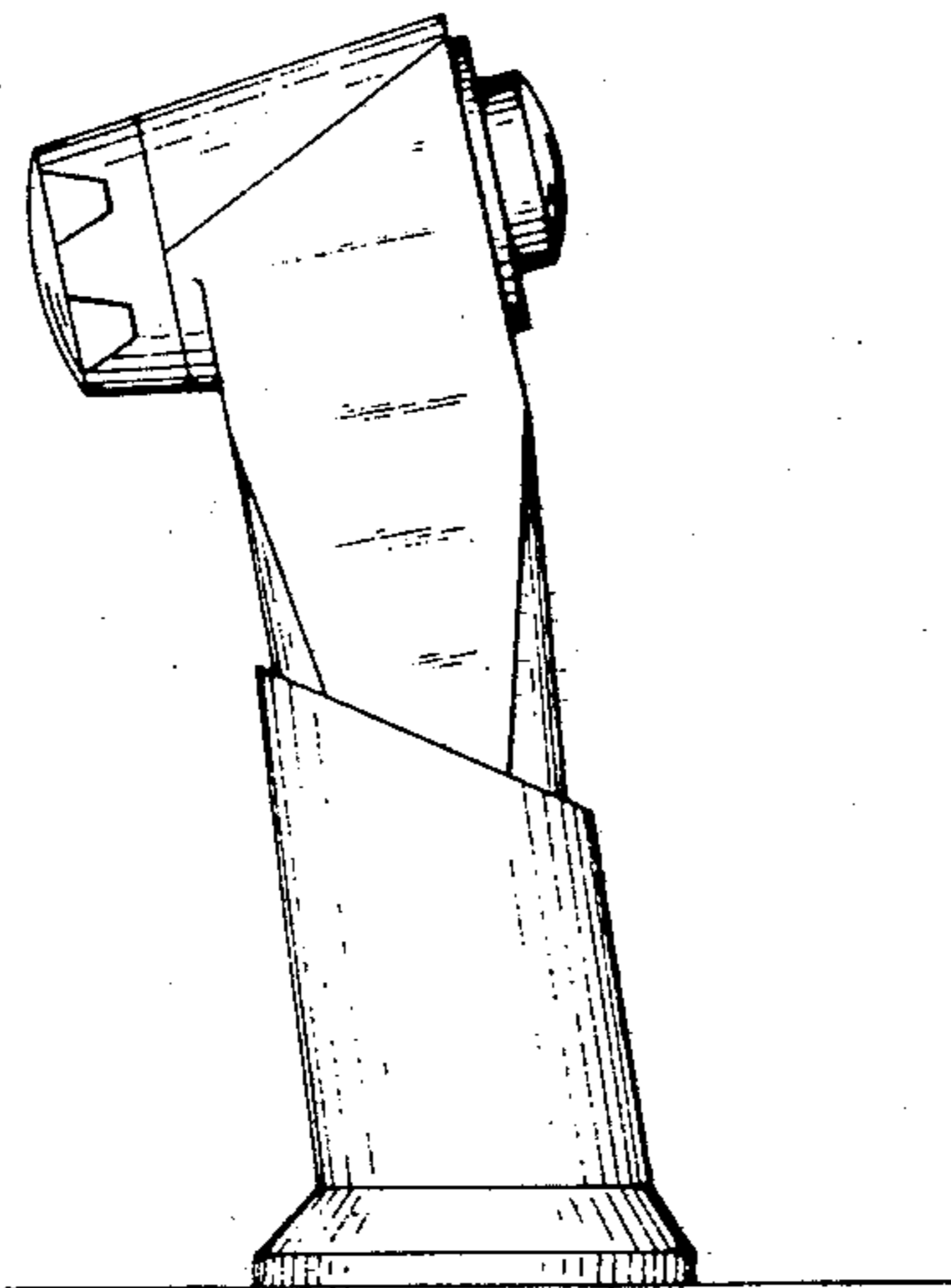
DESCRIPTION

FIG. 1 is a right side elevational view of a sink sprayer showing my new design, the left side being a mirror image of the right side shown.
FIG. 2 is a rear elevational view thereof;
FIG. 3 is a front elevational view thereof;
FIG. 4 is a top plan view thereof; and
FIG. 5 is a bottom plan view thereof.

[56] References Cited

U.S. PATENT DOCUMENTS

D. 141,185	5/1945	Stanitz	D91/3
D. 142,992	11/1945	Dreyfuss	D91/3
D. 143,765	2/1946	Stanitz	D91/3
D. 153,685	5/1949	Henkel	D62/2
D. 168,803	2/1953	O'Brien	D91/3
D. 187,904	5/1960	Kellogg	D91/3
D. 191,966	12/1961	Myers	D62/2
D. 195,438	6/1963	Wing	D62/2



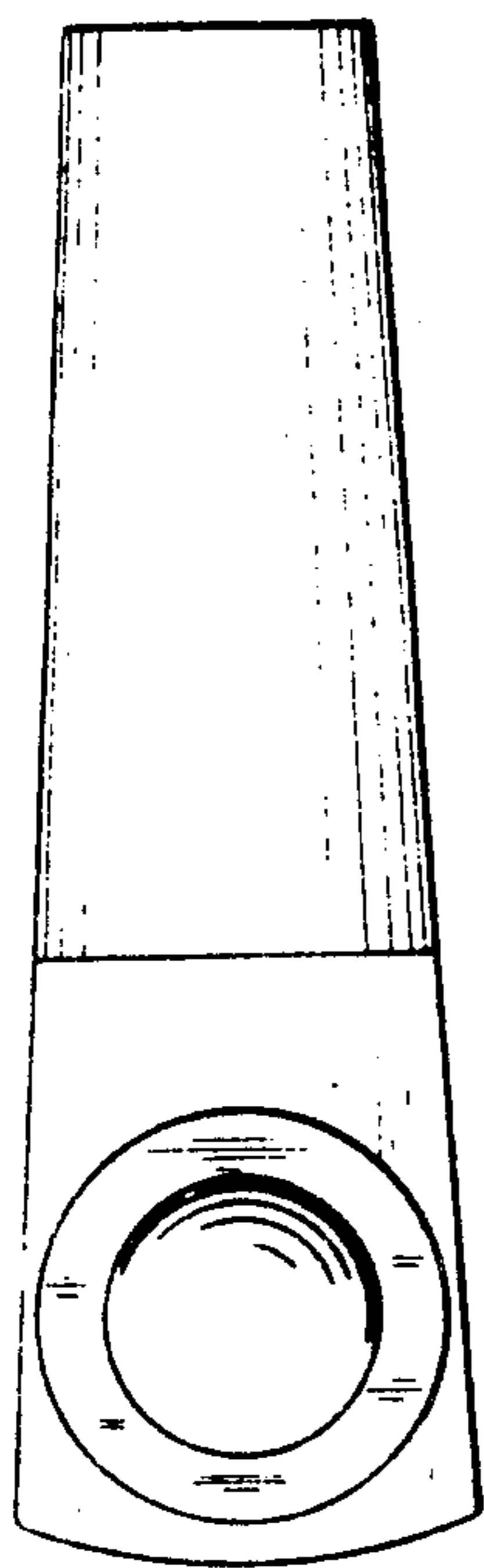


FIG. 2

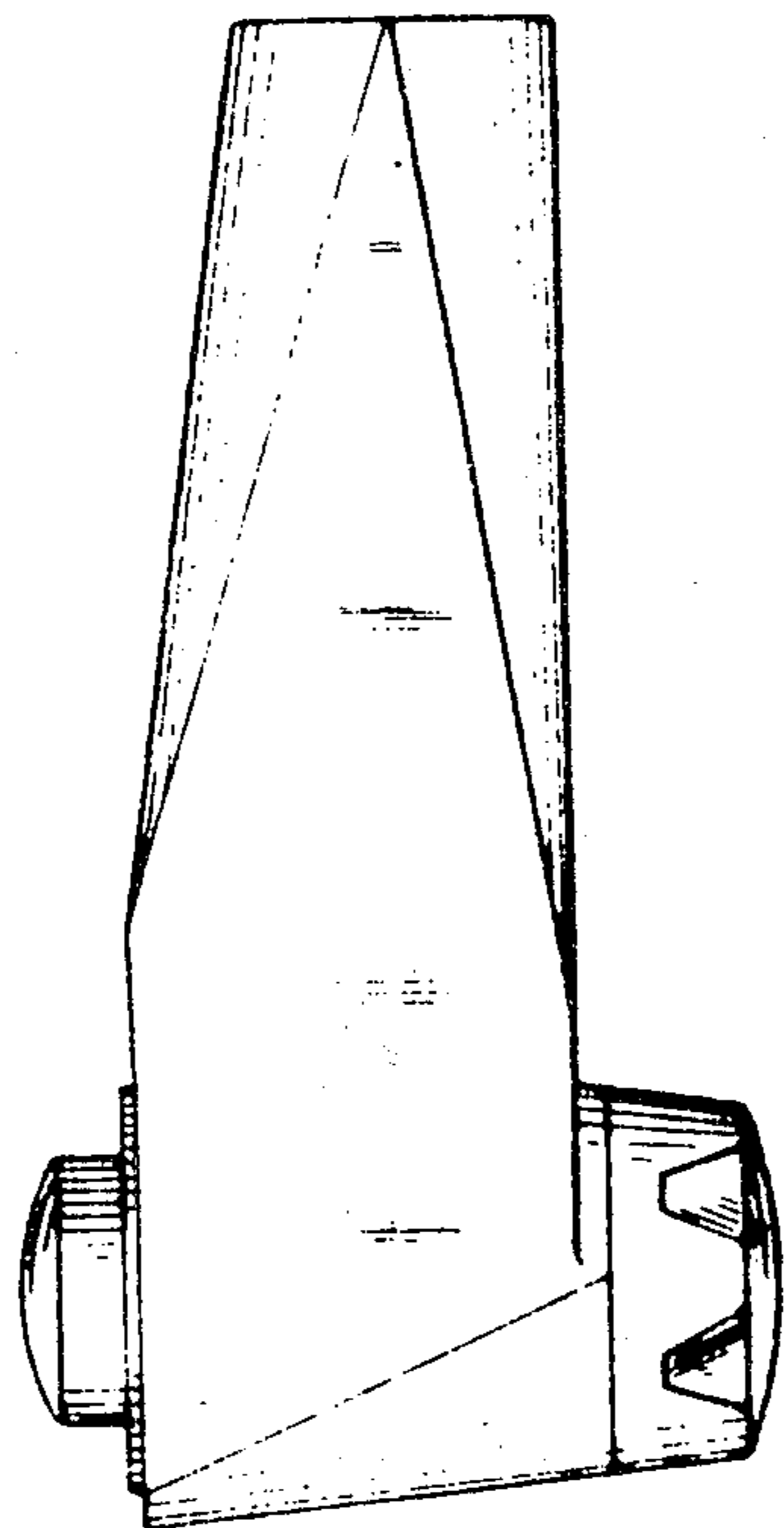


FIG. 1




FIG. 4

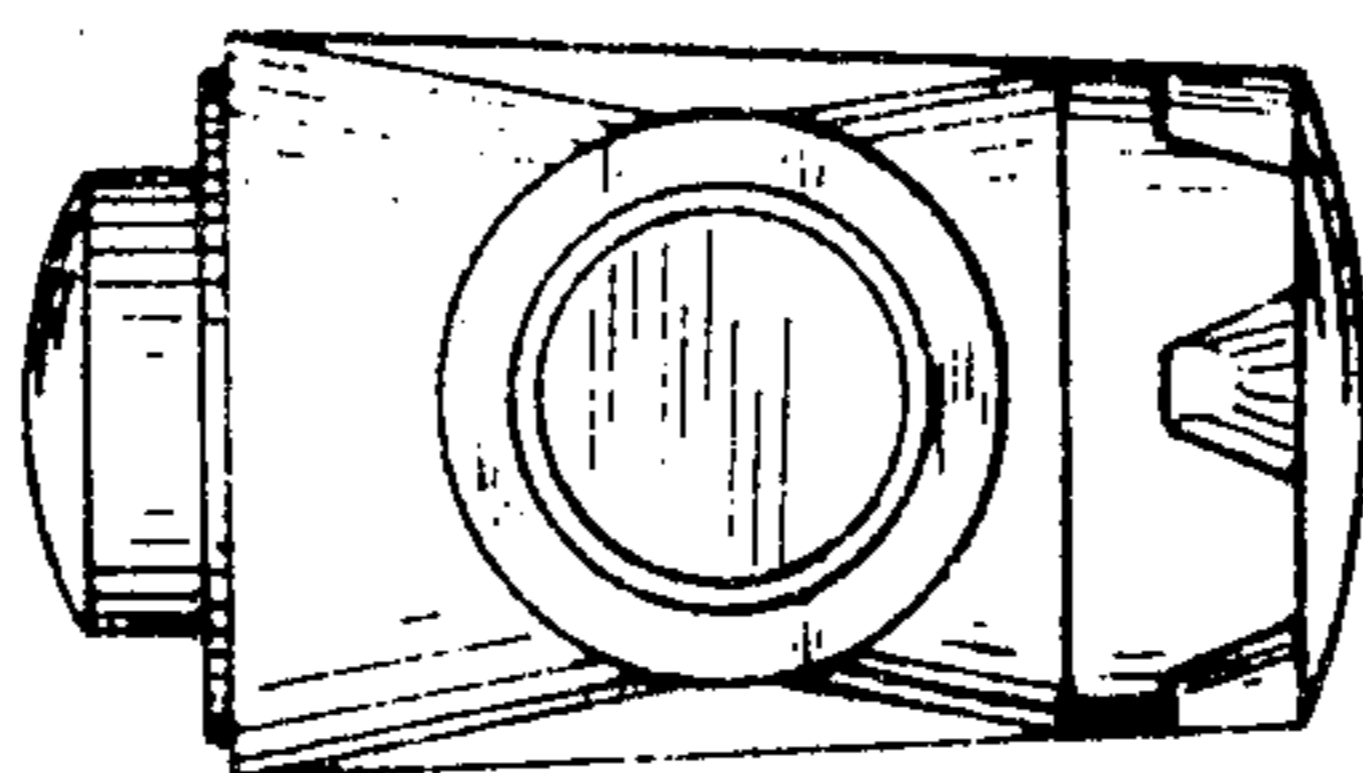


FIG. 5




FIG. 3

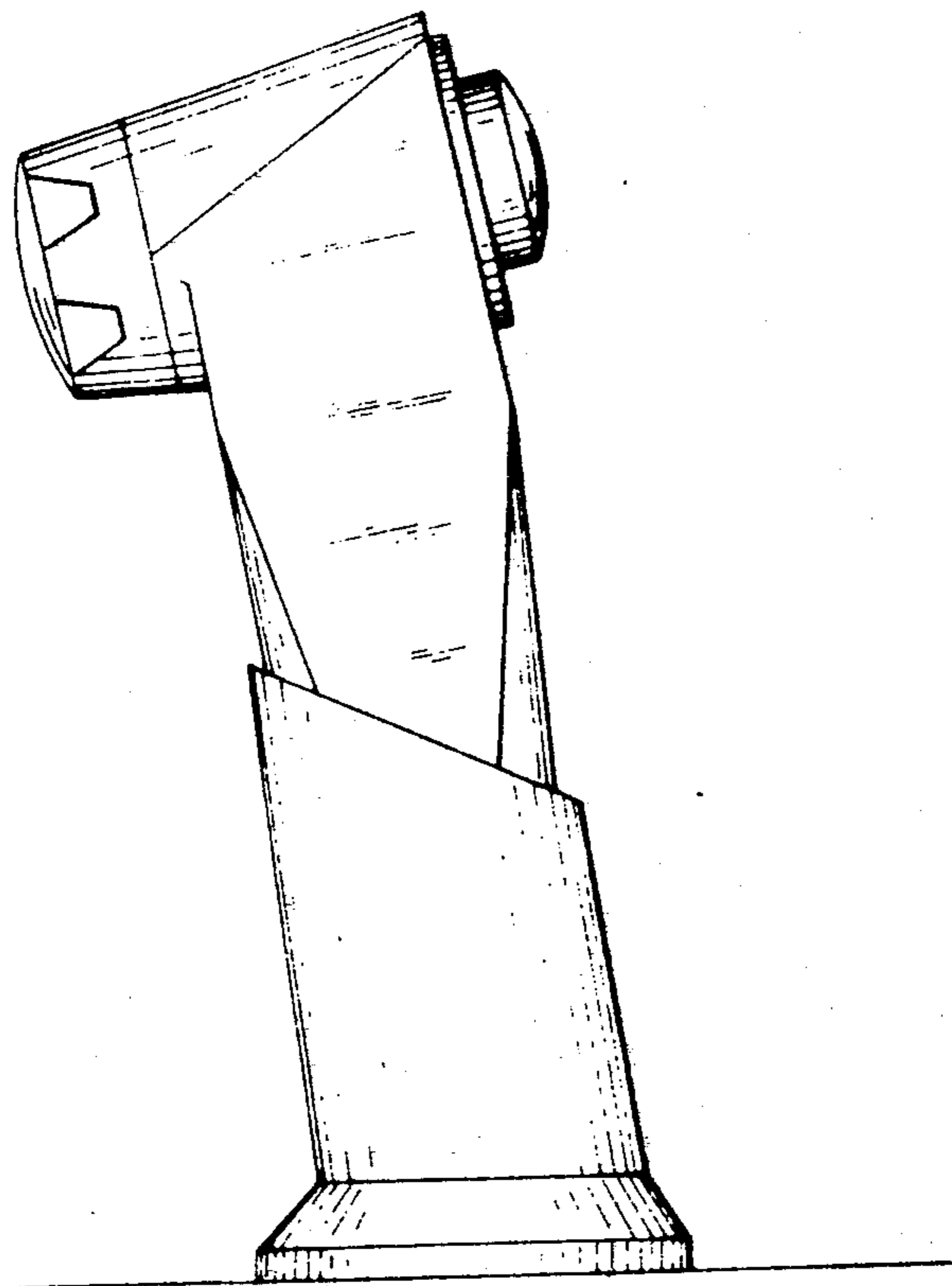


FIG. 6