

[54] FLOWER POT COVER

[75] Inventors: Donald E. Weder; Erwin H. Weder, both of Highland; Robert C. Abrams, Edwardsville, all of Ill.

[73] Assignee: Highland Supply Corporation, Highland, Ill.

[\*\*] Term: 14 Years

[21] Appl. No.: 652,894

[22] Filed: Sep. 21, 1984

Related U.S. Application Data

[63] Continuation-in-part of Ser. No. 613,053, May 22, 1984.

[52] U.S. Cl. .... D11/164; D5/23; D11/152

[58] Field of Search ..... D11/143, 152, 164; D9/305, 306, 444; D5/28, 18, 19, 47; 47/41, 66, 72; 150/52 R; 206/423; 229/3.5 MF, 4.5, 87 P; 248/27.8; 428/35, 542.6

[56] References Cited

U.S. PATENT DOCUMENTS

D. 143,535 1/1946 Kaufman ..... D5/19

OTHER PUBLICATIONS

Bucilla Blue Book of Crochet; 1917; p. 21; Crochet Pattern (left of center).  
Pot Cover; Jacobson Pot Cover Co.; exhibit B.

Platform Pot Dresser; John Baisen Corp.; exhibit C.  
Floral Decor Cover; John Henry Co.; exhibit D.  
Pot Cover; Klerk's Plastic Industrie B.V.; exhibit E.  
Pot Covers, unrelated and unknown; exhibits L & M.  
Straw-Like Cover; origin unknown; exhibit N.  
Basket-Like Cover; origin unknown; exhibit O.  
Royal Society Embroidery Cat; Fall 1914; p. 46; Lace Border (left col., fifth from top).  
"Redi-Wrap" Flower Pot; Curtis Wagner Co. Inc.; exhibit A.  
Flower Pot Covers; Highland Supply Corp.; never available to public; exhibit F.  
Flower Pot Wrappings; various sources; exhibit G.  
Straw-Like Pot Cover; source unknown; exhibit H.  
Flower Pot Cover; source unknown; item 3.


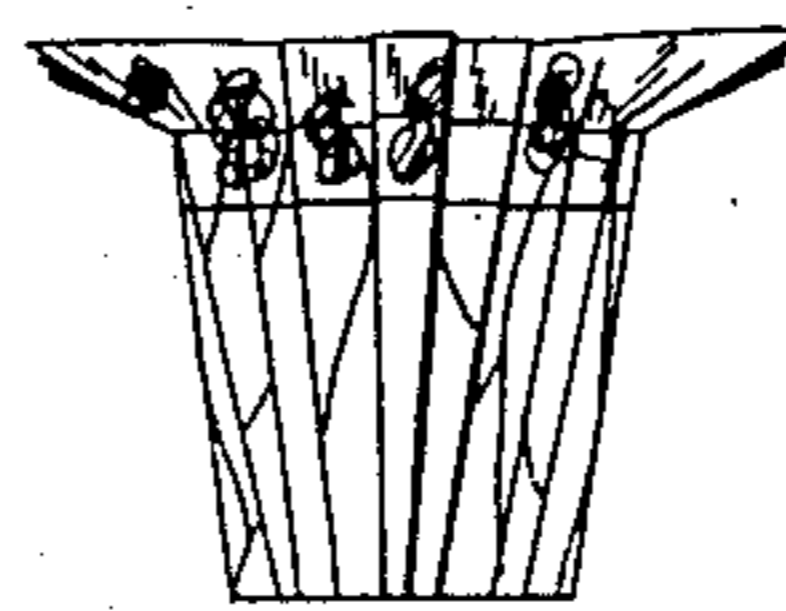
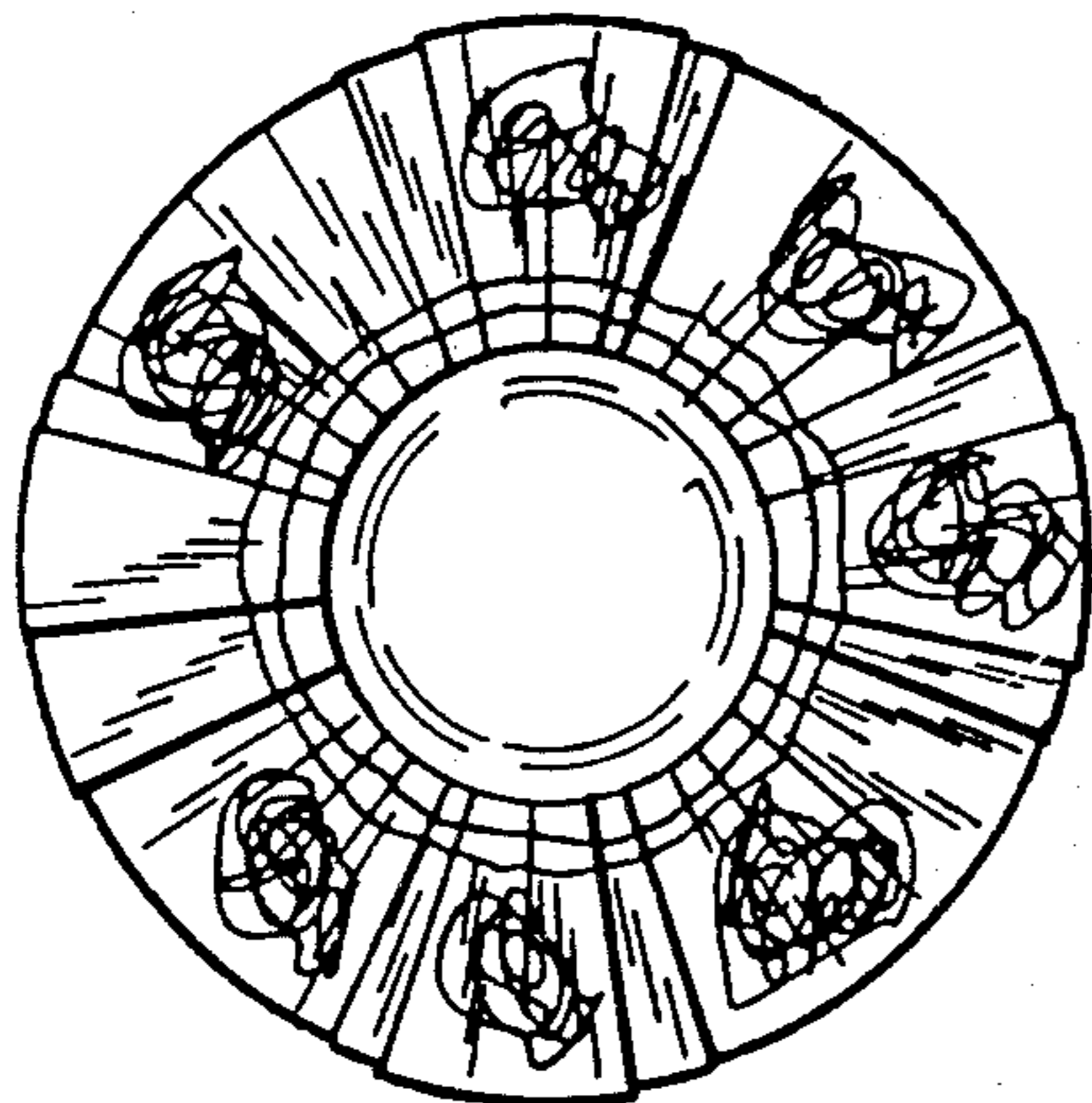
Primary Examiner—B. J. Bullock  
Attorney, Agent, or Firm—Dunlap, Coddling & Peterson

[57] CLAIM

The ornamental design for a flower pot cover, substantially as shown and described.

DESCRIPTION

FIG. 1 is a plan view of the flower pot cover showing our new design;  
FIG. 2 is a typical side view thereof.  
FIG. 3 is a bottom view thereof.  
FIG. 4 is an enlarged plan view of the pattern which repeats uniformly throughout the shaded flange area of FIGS. 1-3.  
The flower pot cover has no substantial thickness.



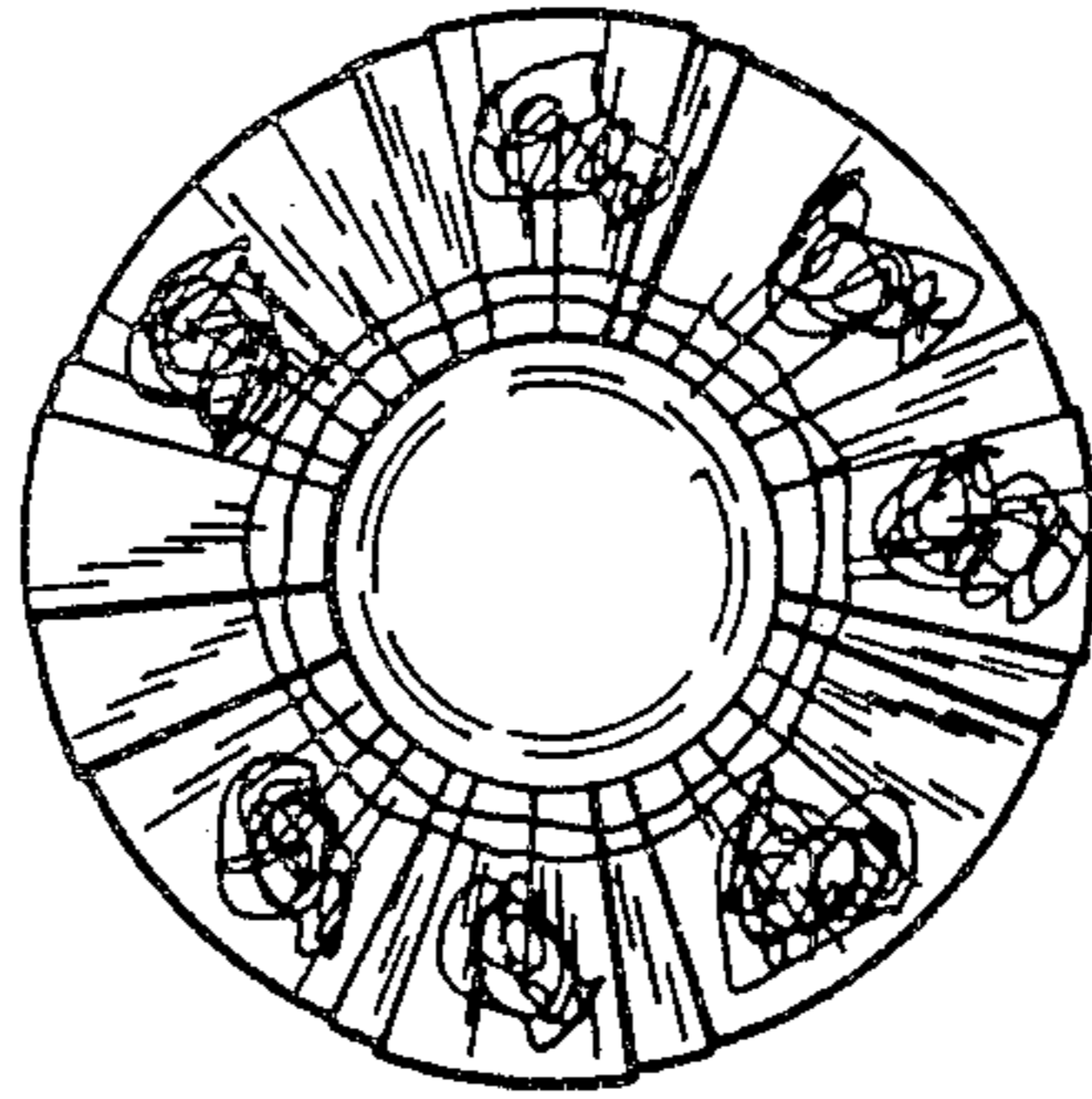


FIG. 1

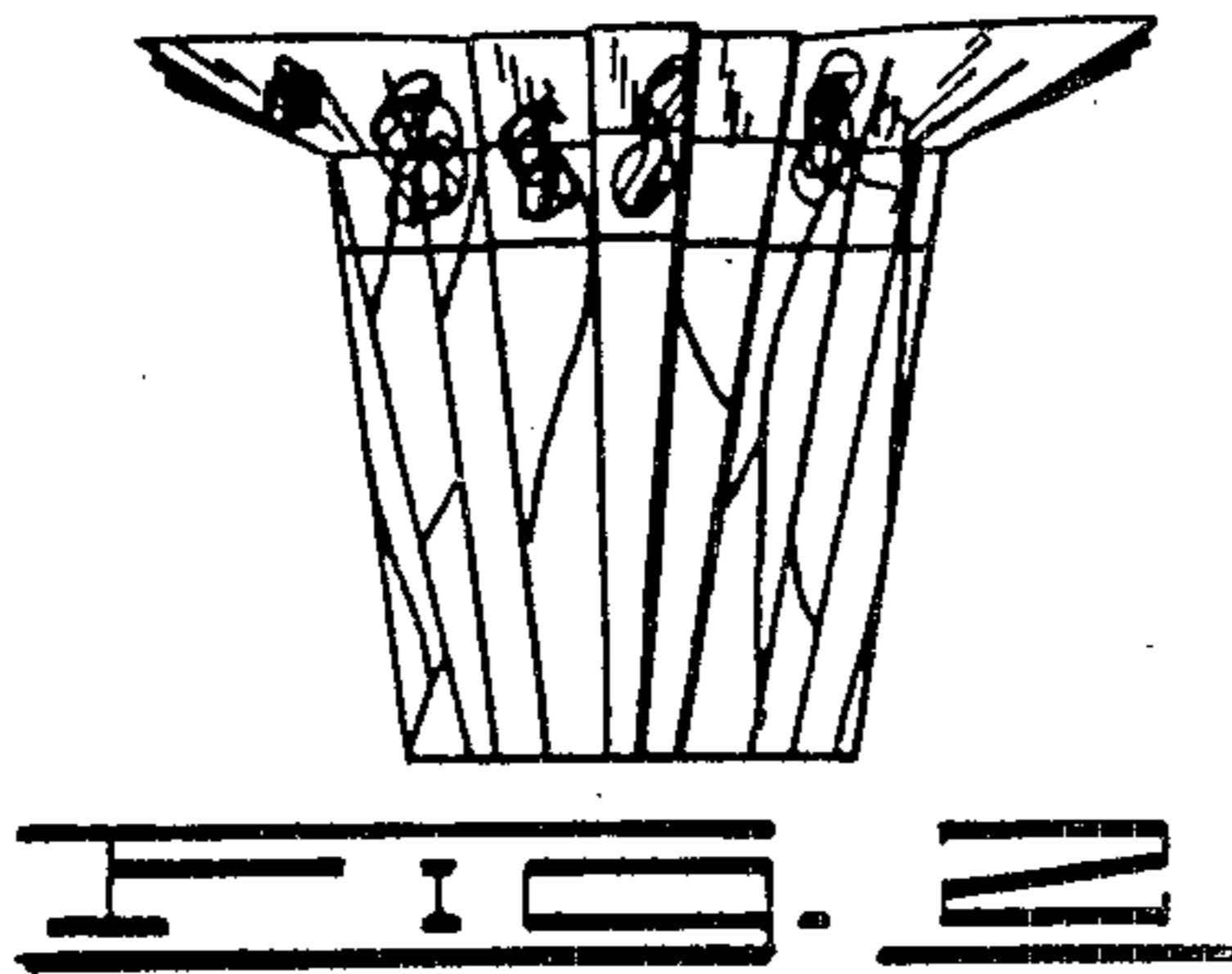


FIG. 2

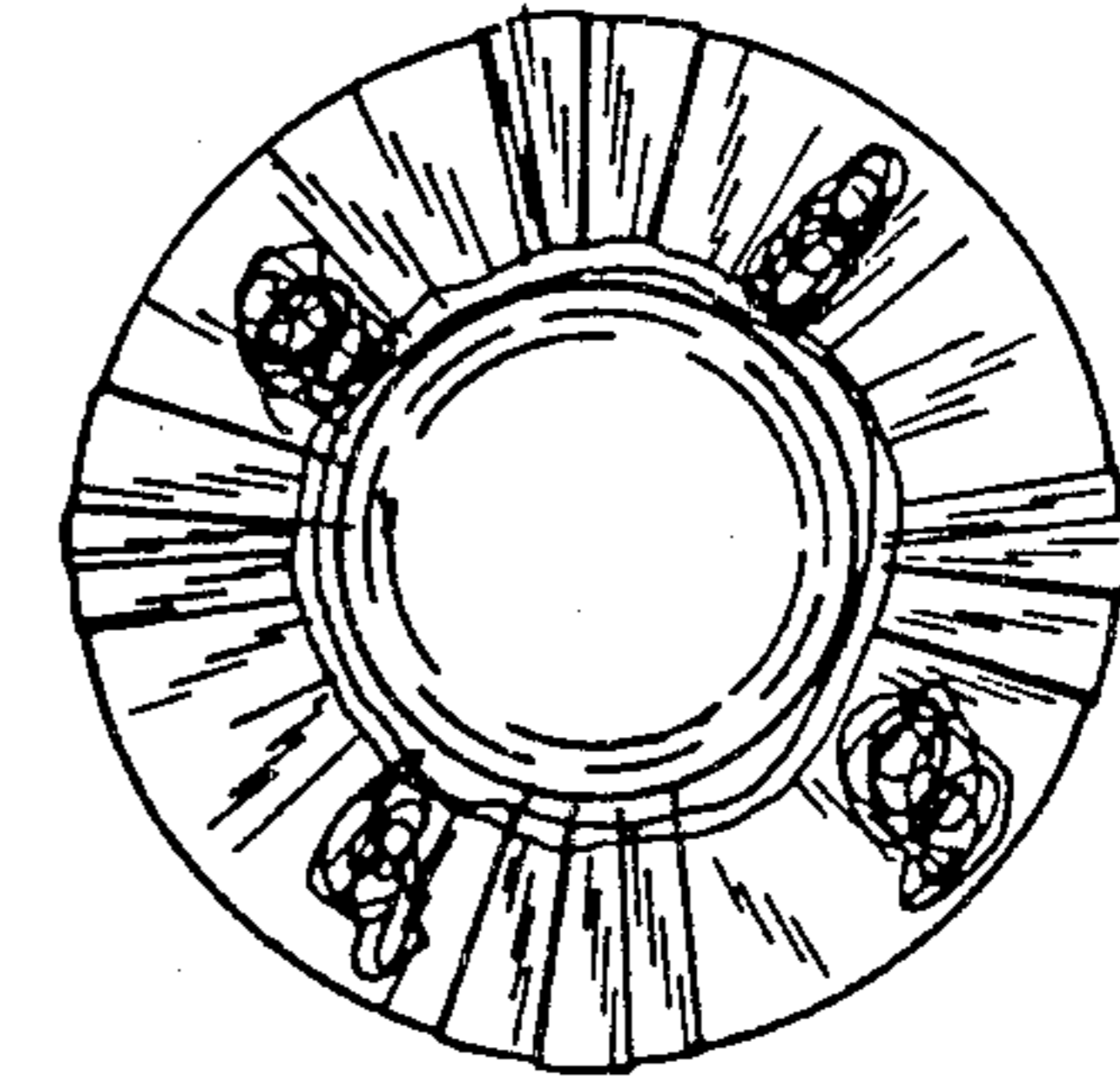


FIG. 3




FIG. 4