

[54] COMBINED DECANTER AND STOPPER OR SIMILAR ARTICLE

[75] Inventor: James L. Thrush, Lancaster, Ohio

[73] Assignee: Anchor Hocking Corporation

[**] Term: 14 Years

[21] Appl. No.: 841,993

[22] Filed: Mar. 6, 1986

Related U.S. Application Data

[62] Division of Ser. No. 613,465, May 24, 1984, Pat. No. Des. 287,560.

[52] U.S. Cl. D9/386; D9/394

[58] Field of Search D9/384, 385, 386, 394, D9/407, 398, 354; D7/17, 28, 3

References Cited

U.S. PATENT DOCUMENTS

D. 3,221	11/1868	Fry	D7/28
D. 22,286	3/1893	Davies	D7/28
D. 28,178	1/1898	Snow, Jr.	D7/28
D. 30,267	2/1899	Healy	D7/28
D. 41,413	5/1911	Anderson	D7/28
D. 227,749	7/1973	Plummer	D9/385
D. 258,935	4/1981	Plummer	D9/385 X
D. 270,416	9/1983	Thrush	D7/28 X
D. 270,417	9/1983	Thrush	D7/28 X
D. 271,282	11/1983	Thrush	D9/384 X
D. 271,855	12/1983	Thrush	D9/386 X

OTHER PUBLICATIONS

Bloomington's Tableart Gallery, Catalogue, p. 19, Wa-

terford Pattern "Lismore", Item J, Whiskey Decanter, left.

The Complete Cut & Engraved Glass of Corning, ©1979, NK 5203 F 37 by Farrar and Spillman, p. 74 bottom panel, #180-Quart Water Bottle "Penrose" at right.

Pattern Glass Primer, ©1979, NK 5203 M32, Mollie Helen McCain, p. 187, row 2½, Diamond Sunburst, Bowl of Sauce Dish, Plate 88, Diamonds and Fans.

Primary Examiner—Winifred E. Herrmann
Attorney, Agent, or Firm—Stoll, Wilkie, Previto & Hoffman

CLAIM

[57] The ornamental design for a combined decanter and stopper or similar article, substantially as shown and described.

DESCRIPTION

FIG. 1 is a side elevational view of a combined decanter and stopper or similar article showing my new design, the side opposite is identical to the side shown.

FIG. 2 is an exploded elevational view thereof.

FIG. 3 is a top plan view thereof taken along line 3—3 of FIG. 2.

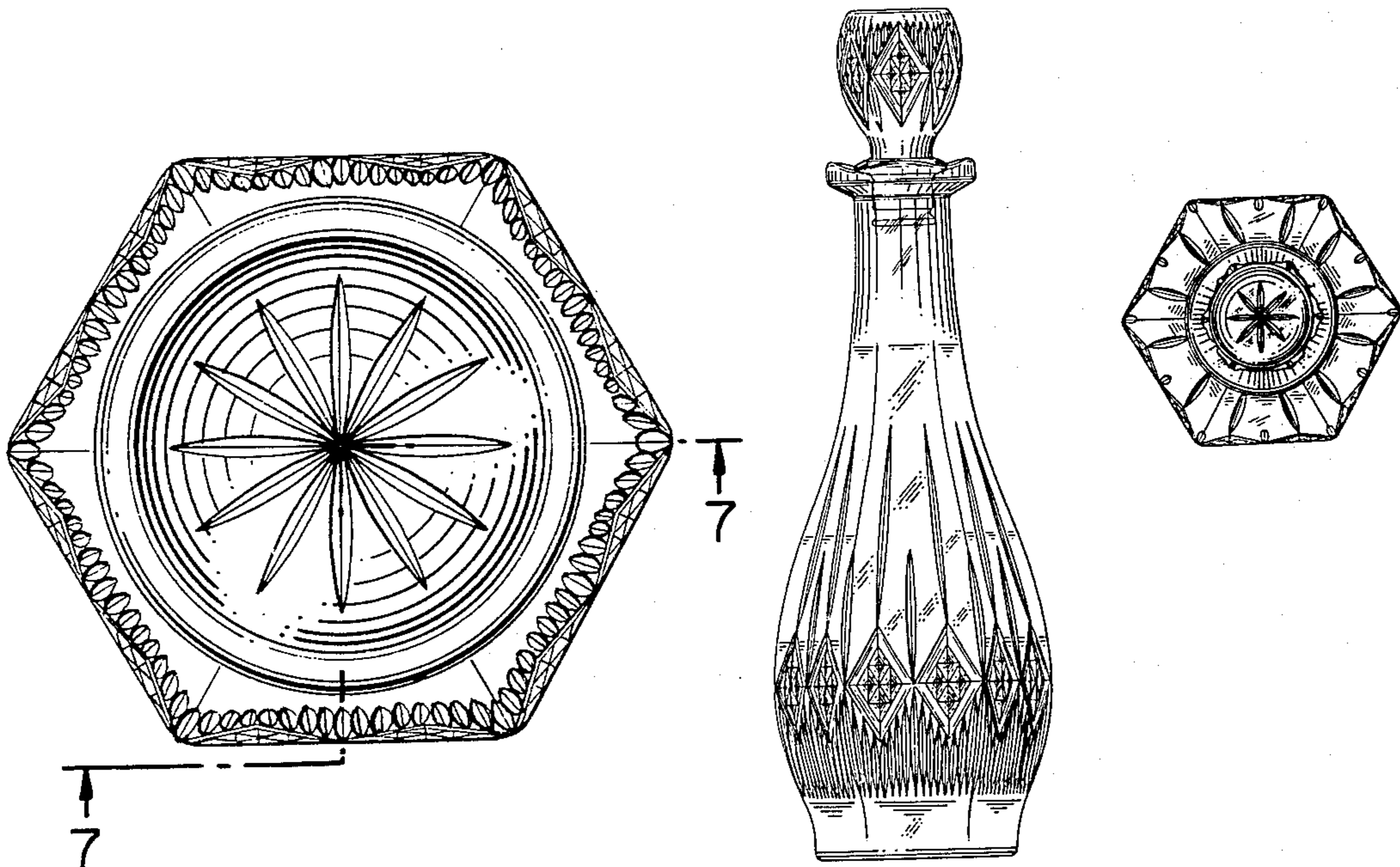
FIG. 4 is a bottom plan view thereof.

FIG. 5 is a top plan view of the stopper.

FIG. 6 is a bottom plan view of the stopper of FIG. 5.

FIG. 7 is a sectional view thereof taken along line 7—7 of FIG. 4, the portion not shown in section being identical to the sectional portion thereof; and

FIG. 8 is a top plan view thereof.



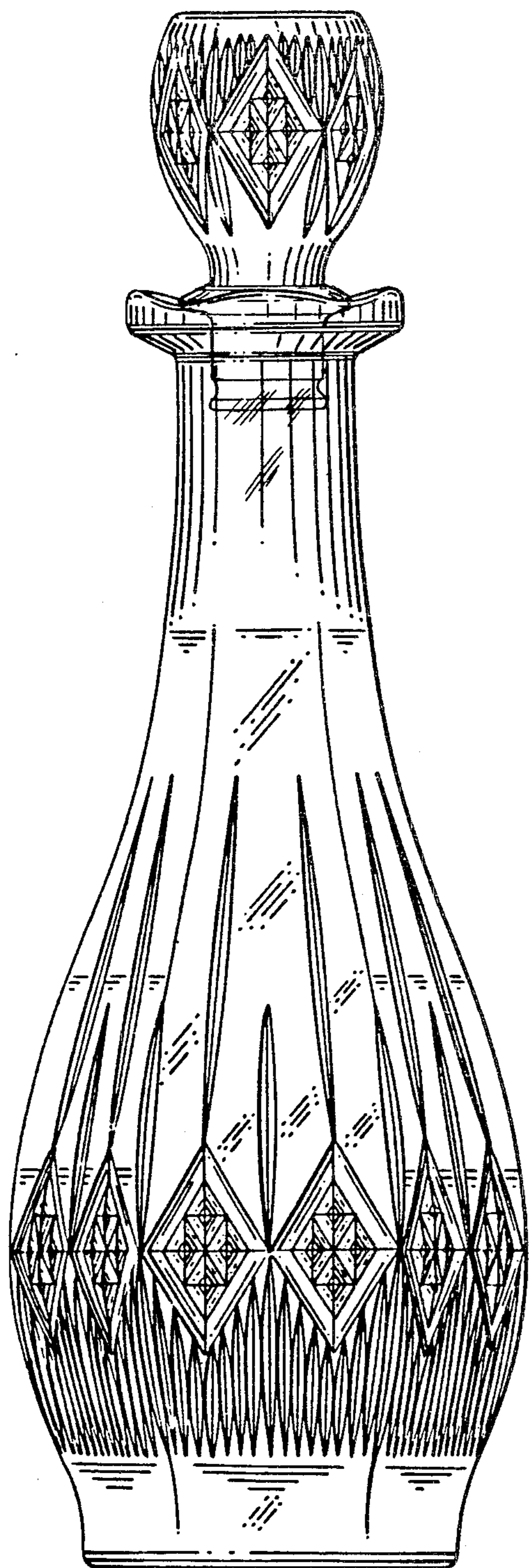


FIG. 1




FIG. 8

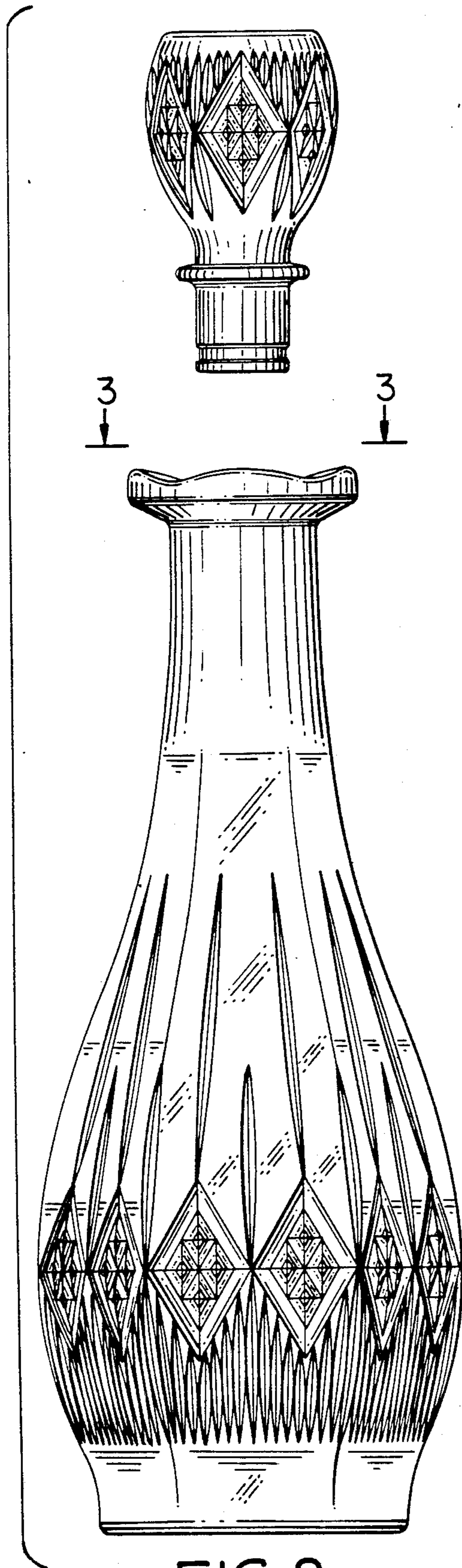


FIG. 2




FIG. 3




FIG. 4




FIG. 5




FIG. 6

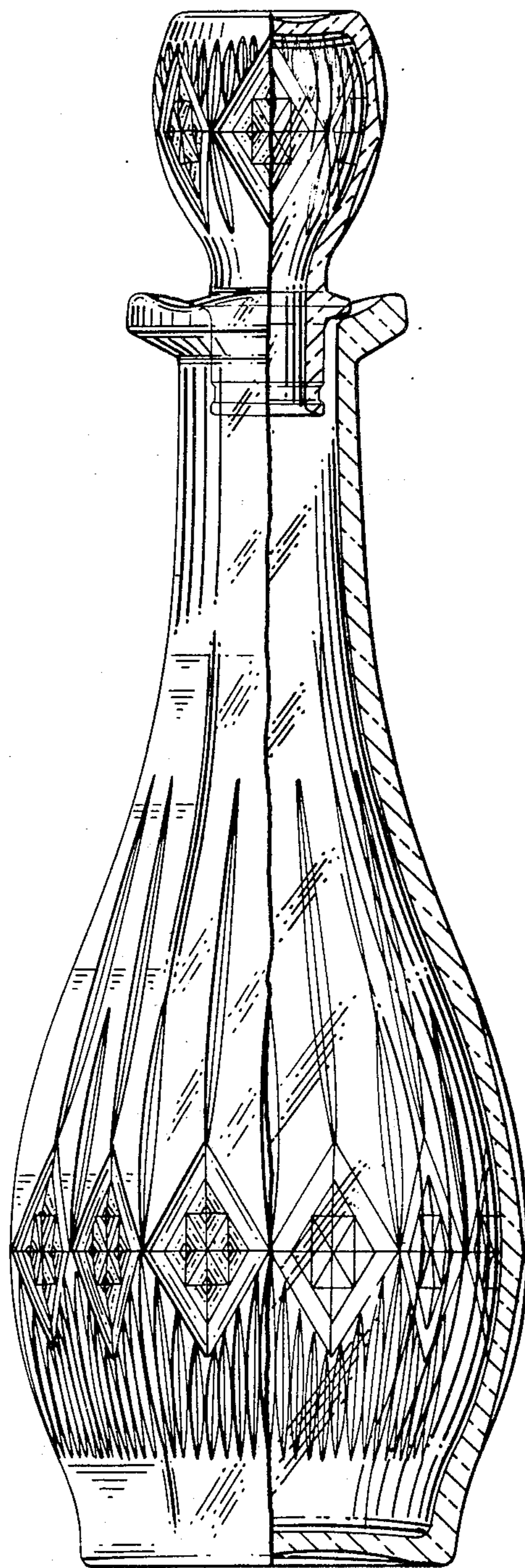


FIG. 7