

[54] FRY PAN OR SIMILAR ARTICLE

[75] Inventor: Chang H. Oh, Kyung Ki Do, Rep. of Korea

[73] Assignee: J&L Importers, Inc., King of Prussia, Pa.

[**] Term: 14 Years

[21] Appl. No.: 668,403

[22] Filed: Nov. 5, 1984

[30] Foreign Application Priority Data

May 28, 1984 [KR] Rep. of Korea 6119

[52] U.S. Cl. D7/360; D7/354

[58] Field of Search D7/360, 354, 355, 409, D7/18; 99/425, DIG. 15; 220/94 R, 74; 206/519; 229/2.5

[56] References Cited

U.S. PATENT DOCUMENTS

- D. 227,292 6/1973 Yamamoto D7/360
- D. 254,117 2/1980 Kramer D7/360
- 265,611 10/1882 Johnston 99/425
- 1,467,272 9/1923 Hazlehurst 99/425

- 2,534,407 12/1950 Bramberry 99/425 X
- 3,283,696 11/1966 Randolph 99/425
- 3,321,104 5/1967 Edwards 206/519 X
- 3,395,826 8/1968 Belcher et al. 206/519 X
- 3,994,211 11/1976 Stanek 99/425

OTHER PUBLICATIONS

HFD, 3-29-82, p1., Cookware.

Primary Examiner—Bernard Ansher

Assistant Examiner—Linda Titolo

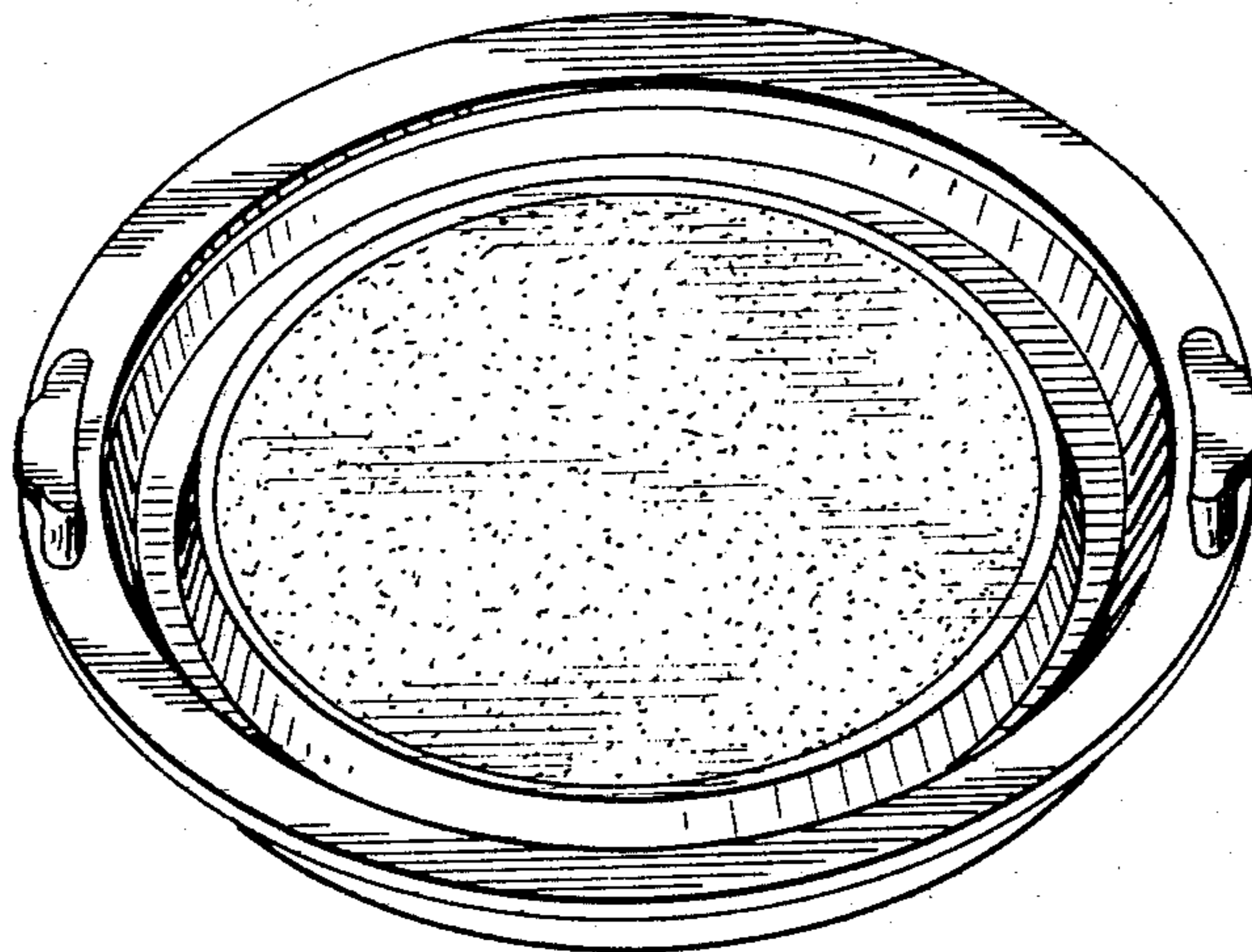
Attorney, Agent, or Firm—Woodcock Washburn Kurtz Mackiewicz & Norris

[57] CLAIM

The ornamental design for a fry pan or similar article, as shown and described.

DESCRIPTION

FIG. 1 is a top perspective view of a fry pan or similar article showing my new design;
 FIG. 2 is a top plan view thereof;
 FIG. 3 is a bottom plan view thereof;
 FIG. 4 is a front elevational view thereof, the rear view being a mirror image thereof; and
 FIG. 5 is a left side elevational view thereof, the right side being a mirror image thereof.



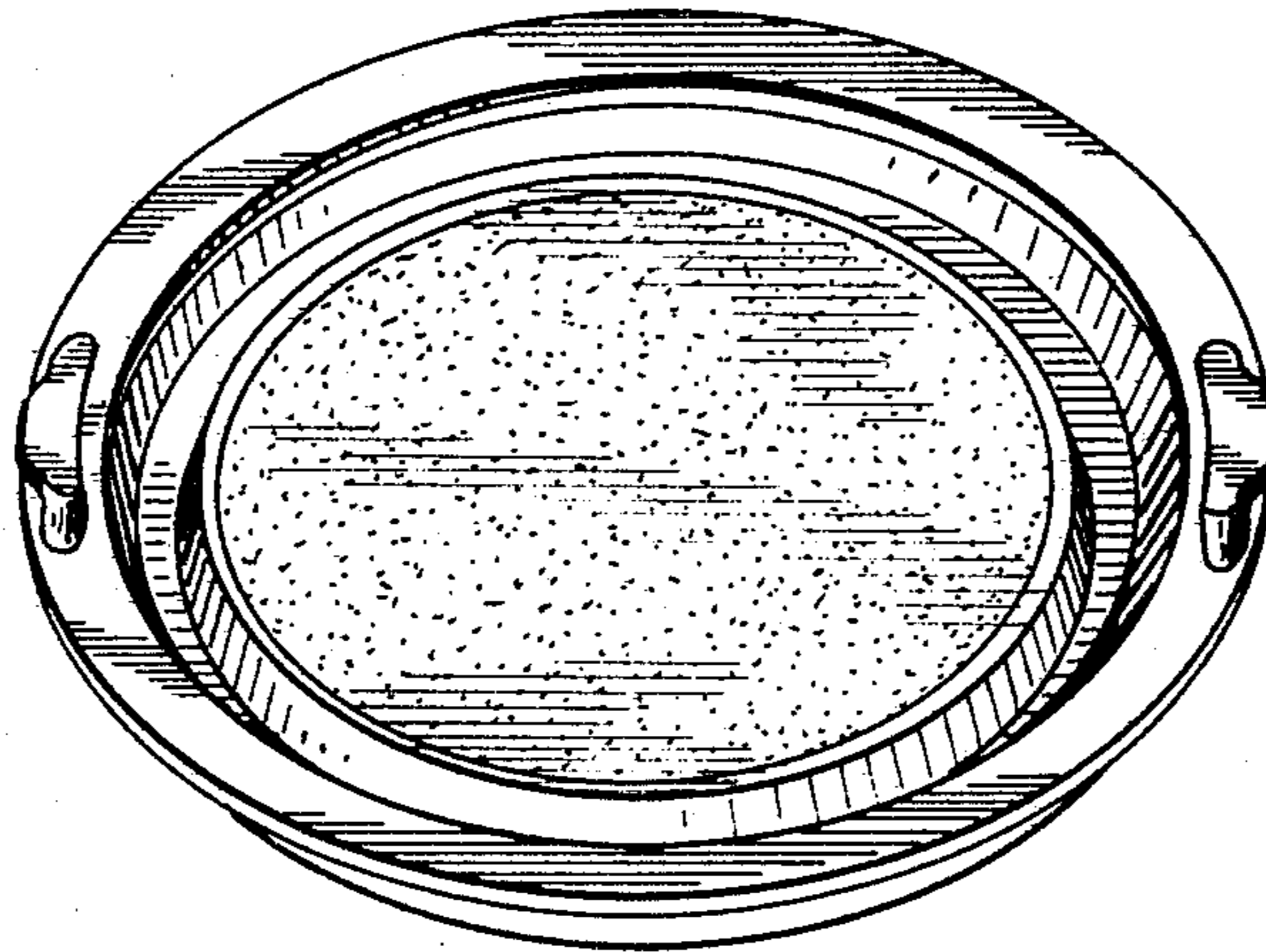


Fig. 1

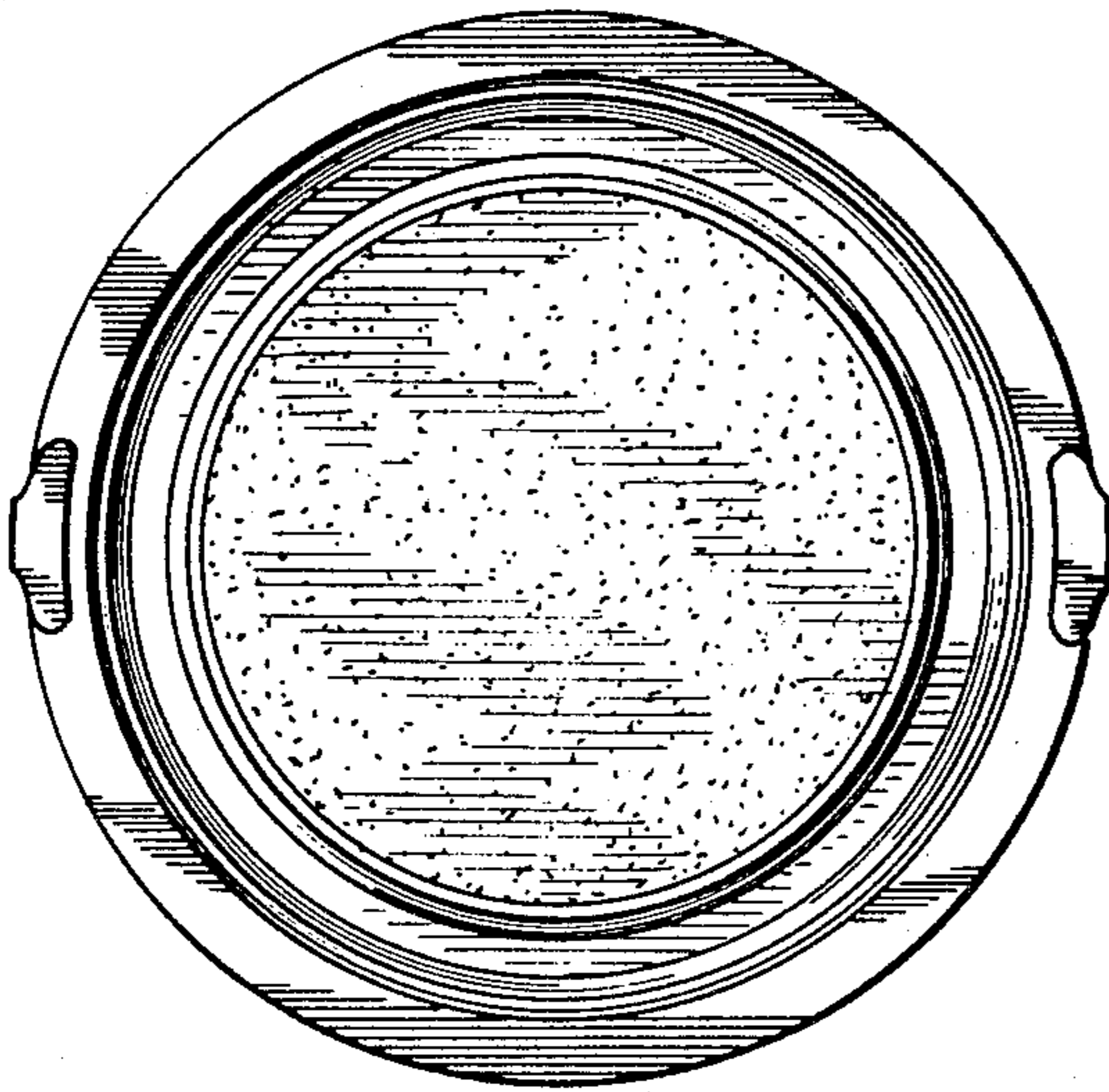


Fig. 2

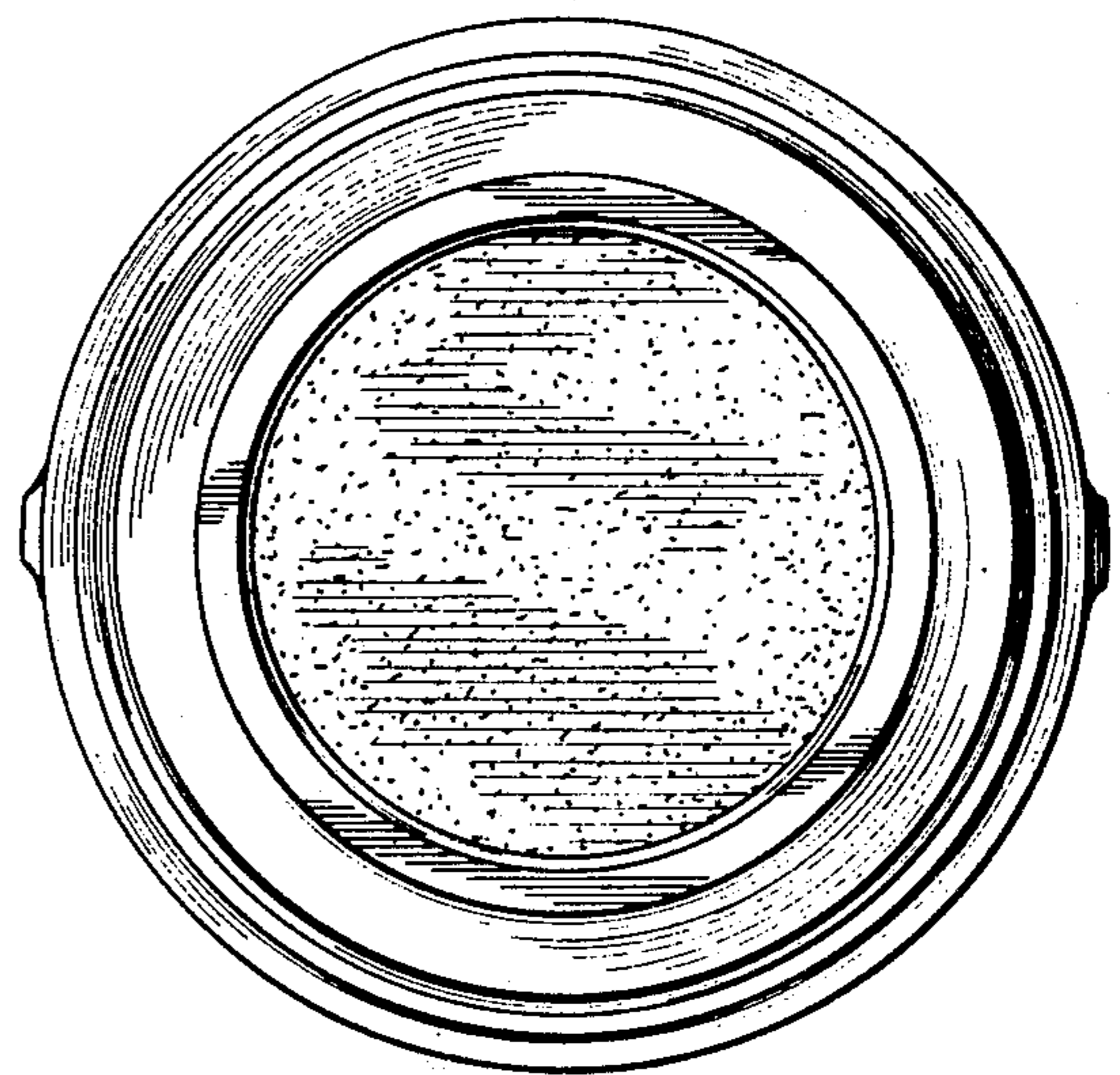


Fig. 3




Fig. 4



Fig. 5