

[54] **FRY PAN OR SIMILAR ARTICLE**

[75] **Inventor: Chang H. Oh, Kyung Ki Do, Rep. of Korea**

[73] **Assignee: J & L Importers, Inc., King of Prussia, Pa.**

[**] **Term: 14 Years**

[21] **Appl. No.: 668,339**

[22] **Filed: Nov. 5, 1984**

[30] **Foreign Application Priority Data**

Jun. 7, 1984 [KR] Rep. of Korea 6562

[52] **U.S. Cl. D7/354**

[58] **Field of Search D7/360, 354, 355, 409, D7/18; 99/425, DIG. 15; 220/94 R, 74; 206/519; 229/2.5**

[56] **References Cited**

U.S. PATENT DOCUMENTS

D. 254,117	2/1980	Kramer	D7/360
D. 227,292	6/1973	Yamamoto	D7/360
120,233	10/1871	Beardsley	126/246
213,904	4/1879	Jarvis	126/246
230,199	7/1880	Sawyer	126/246
235,192	12/1880	Babbitt	126/246
265,611	10/1882	Johnston	99/425
693,144	2/1902	Monath	219/462 X
1,025,843	5/1912	Stanley	219/530 X
1,120,987	12/1914	Vogel	219/462
1,442,910	1/1923	Steinhardt	219/439 X
1,467,272	9/1923	Hazlehurst	99/425
1,478,919	12/1923	Sacerdote et al.	219/462 X
1,797,102	3/1931	Rossi	219/462 X
1,924,409	8/1933	Manson	219/530 X
1,940,172	12/1933	Hybinette	219/386 X
2,007,111	7/1935	Morgan	219/462 X
2,456,202	12/1948	Lee	219/530

2,534,407	12/1950	Bramberry	99/425 X
2,719,413	10/1955	Panzer	126/246
2,932,718	4/1960	Marsters	219/530 X
3,126,882	3/1964	Hilfiker	219/540
3,283,696	11/1966	Randolph	99/425
3,321,104	5/1967	Edwards	206/519 X
3,395,826	8/1968	Belcher et al.	206/519 X
3,499,351	8/1983	Koff	219/462 X
3,734,077	5/1973	Murdough et al.	126/246
3,875,370	4/1975	Williams	219/386
3,994,211	11/1976	Stanek	99/425

FOREIGN PATENT DOCUMENTS

273477	4/1914	Fed. Rep. of Germany	126/390
6834	5/1919	Fed. Rep. of Germany	126/390
556817	7/1932	Fed. Rep. of Germany	126/390
946464	6/1949	France	126/390
53957	1/1943	Netherlands	126/390
153782	6/1932	Switzerland	126/390
232339	10/1944	Switzerland	126/390
11888	of 1884	United Kingdom	126/390

OTHER PUBLICATIONS

HFD, 3-29-82, p. 1, Cookware.

Primary Examiner—Bernard Ansher

Assistant Examiner—Linda Titolo

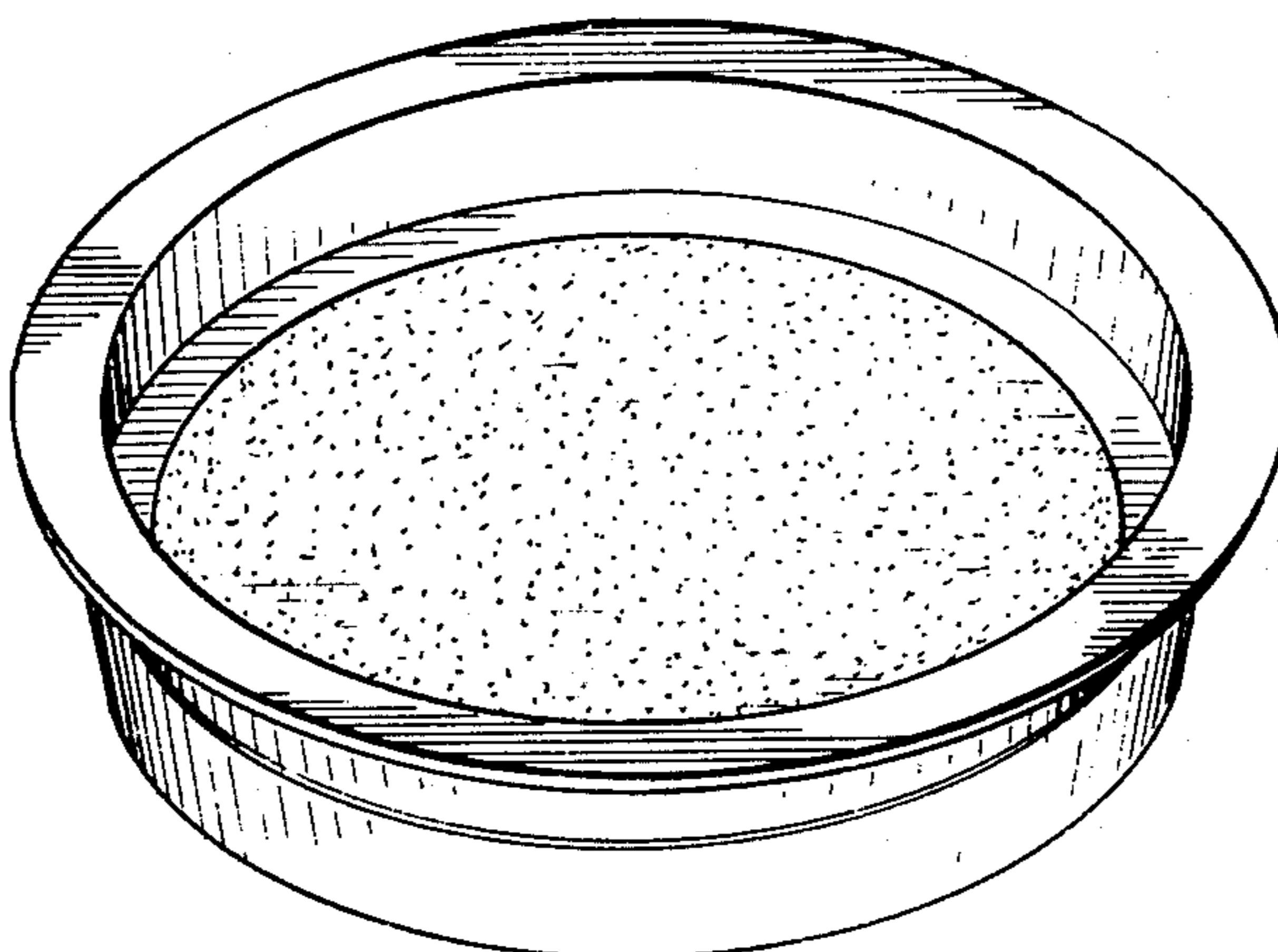
Attorney, Agent, or Firm—Woodcock Washburn Kurtz Mackiewicz & Norris

[57] **CLAIM**

The ornamental design for a fry pan or similar article, as shown and described.

DESCRIPTION

FIG. 1 is a top perspective view of a fry pan or similar article showing my new design;
 FIG. 2 is a top plan view thereof;
 FIG. 3 is a bottom plan view thereof;
 FIG. 4 is a front elevational view thereof, the rear elevational view being a mirror image thereof.



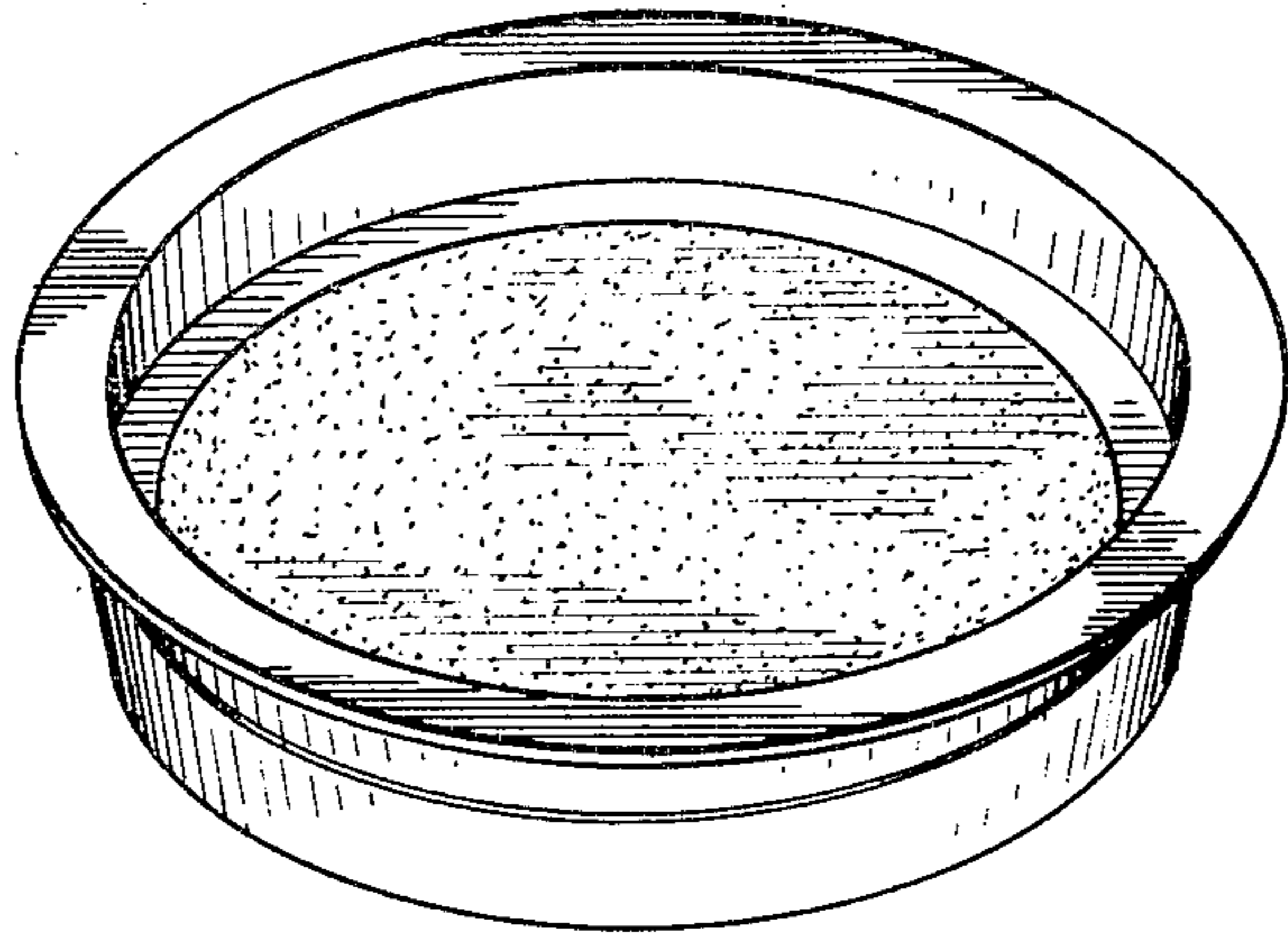


Fig. 1

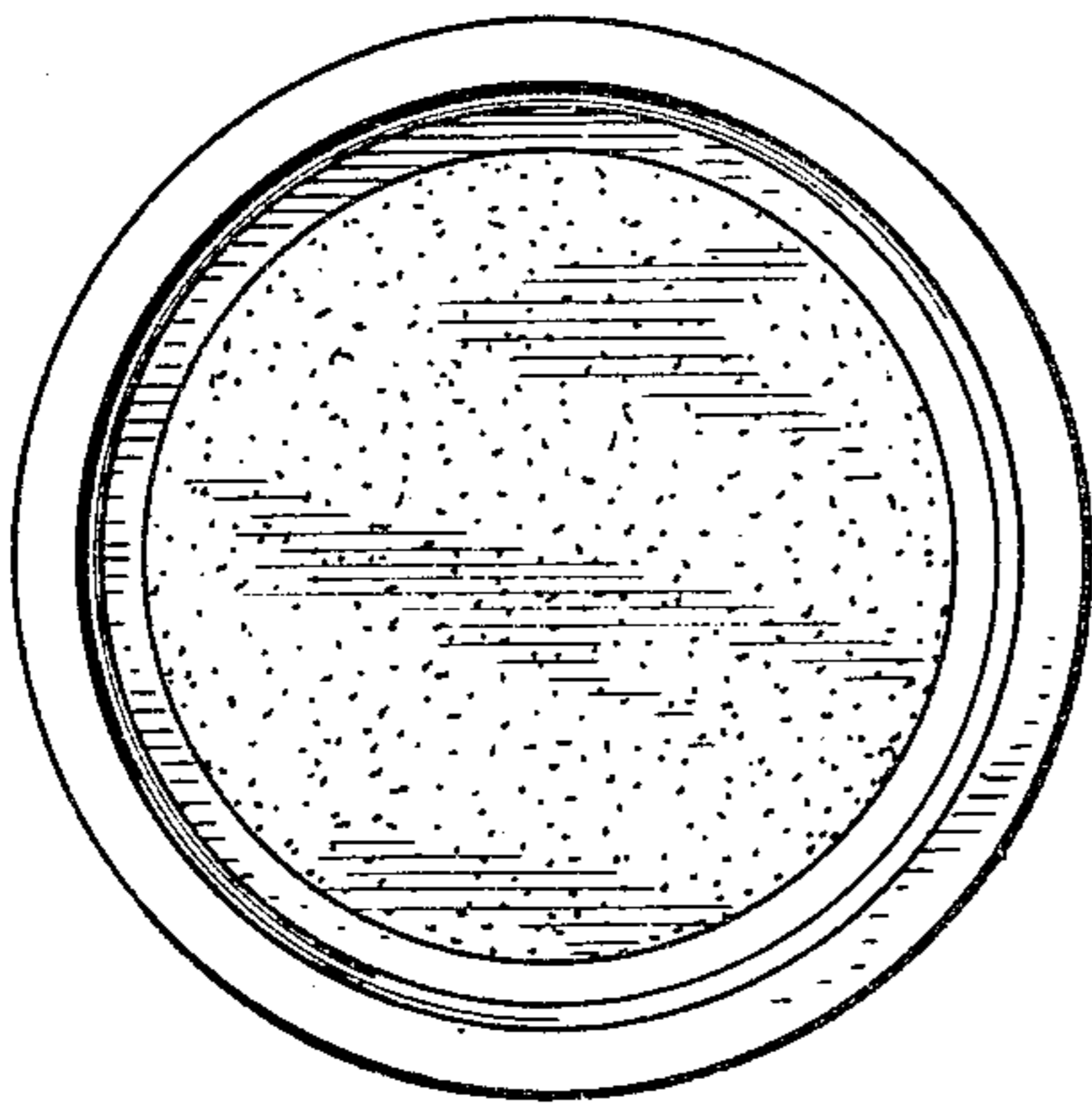


Fig. 2

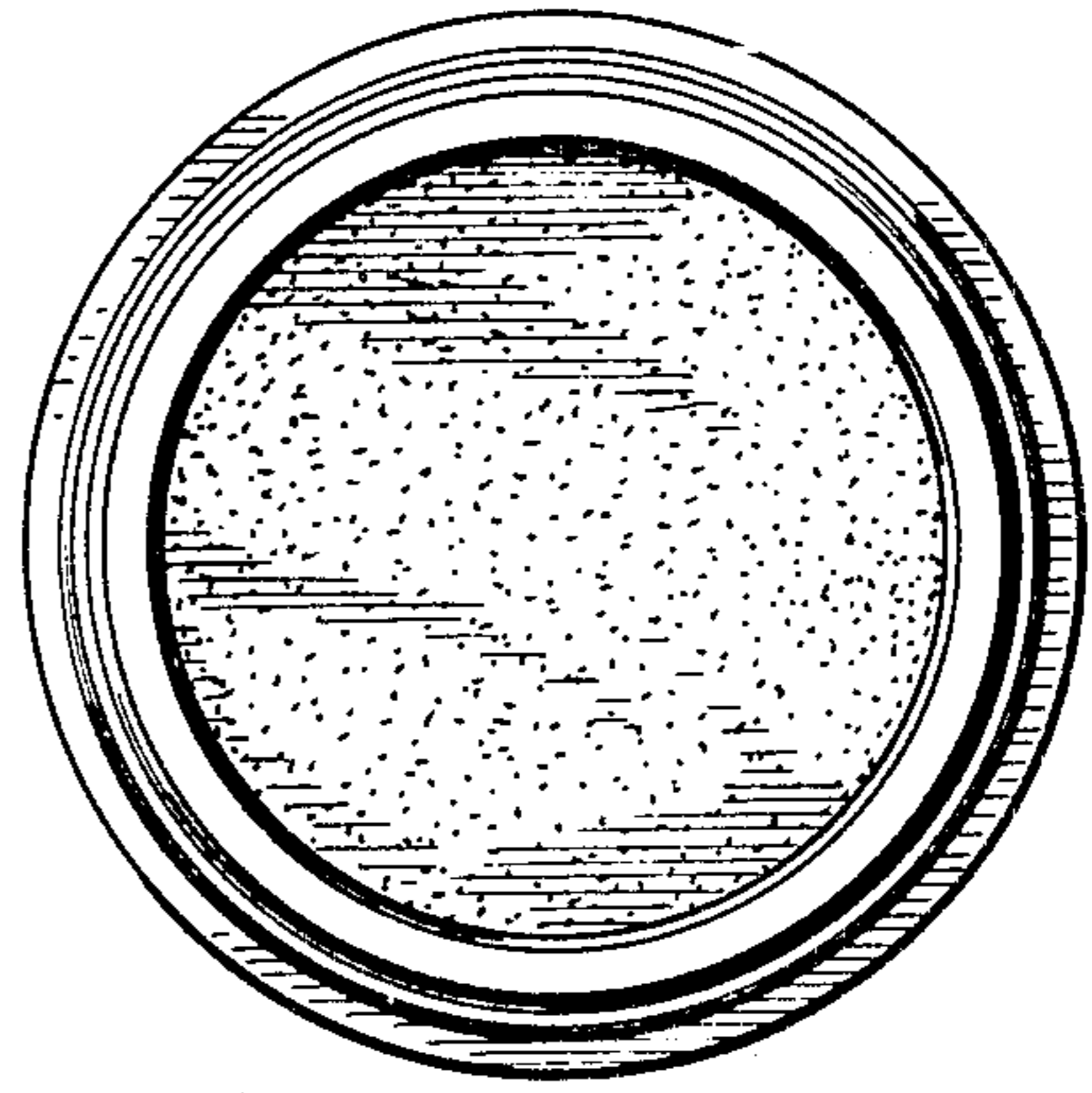


Fig. 3




Fig. 4