

[54] CUP HOLDER

[76] Inventor: Dennis D. Krol, 2020 Hunter Rd., Brighton, Mich. 48116

[\*\*] Term: 14 Years

[21] Appl. No.: 690,983

[22] Filed: Jan. 14, 1985

[52] U.S. Cl. .... D6/563; D6/570; D7/71; D32/67

[58] Field of Search ..... D6/553, 563, 567, 569, D6/570, 549, 555, 527; 211/87, 13, 71; D7/71; D32/67; D11/109

[56] References Cited

U.S. PATENT DOCUMENTS

D. 33,805	12/1900	Sargent	.....	D32/67
D. 58,089	6/1921	Gulick	.....	D6/569
D. 135,430	4/1943	Stamets	.....	D11/109
D. 199,843	12/1964	Bodenbach	.....	527/

D. 255,961	7/1980	Kerr	.....	D7/71
1,987,232	1/1935	Gilbert	.....	D32/67
4,069,920	1/1978	Ross	.....	211/87

Primary Examiner—B. J. Bullock  
Attorney, Agent, or Firm—Bertram F. Claeboe

[57] CLAIM

The ornamental design for a cup holder, as shown and described.

DESCRIPTION

FIG. 1 is a front elevational view of a cup holder showing my new design, the rear being unornamented and the cup being shown in broken lines for illustrative purposes only;

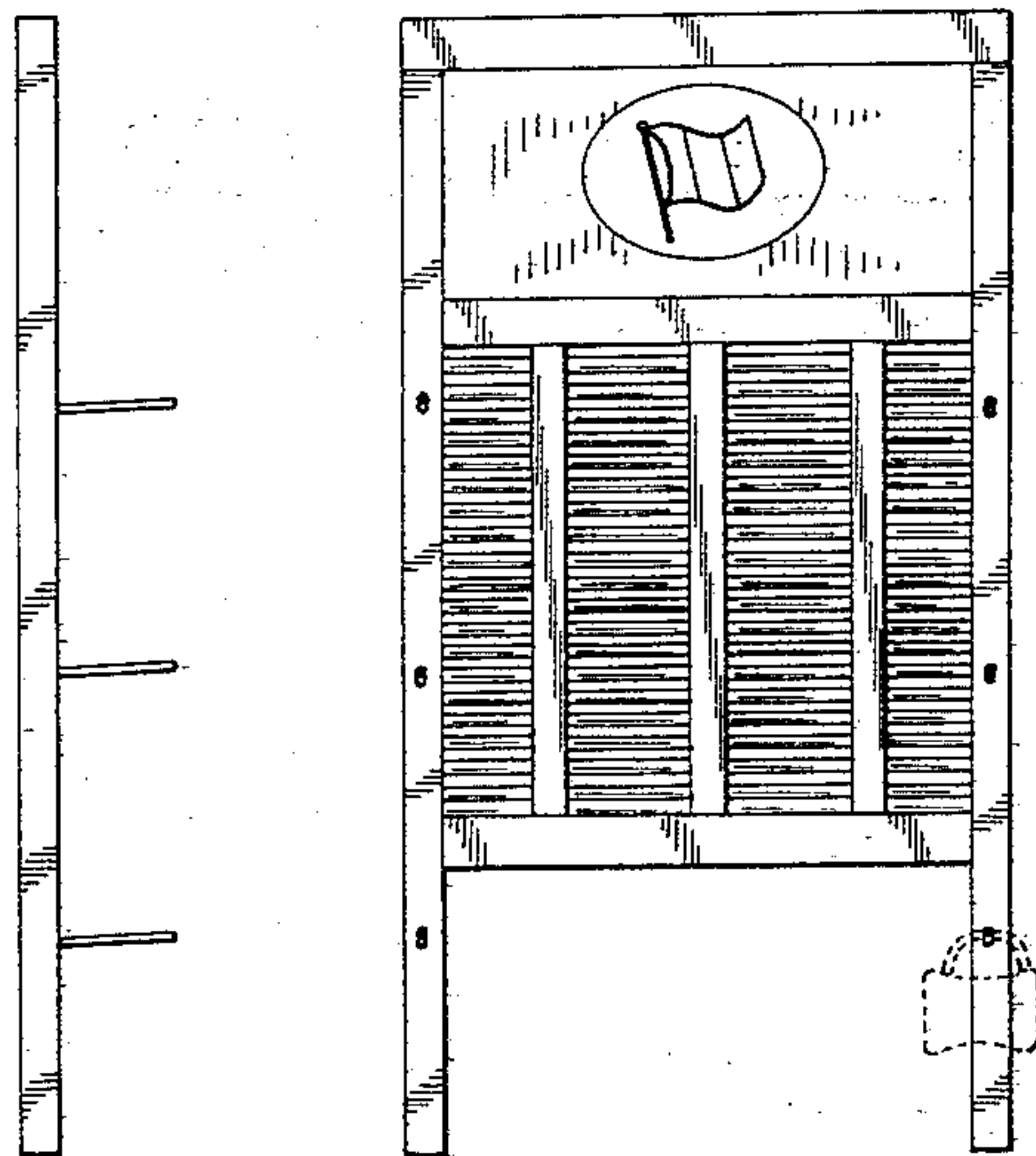
FIG. 2 is a bottom plan view thereof;

FIG. 3 is a left side elevational view thereof;

FIG. 4 is a right side elevational view thereof;

FIG. 5 is a top plan view thereof;

FIG. 6 is a transverse sectional view taken in the same direction as FIG. 4.



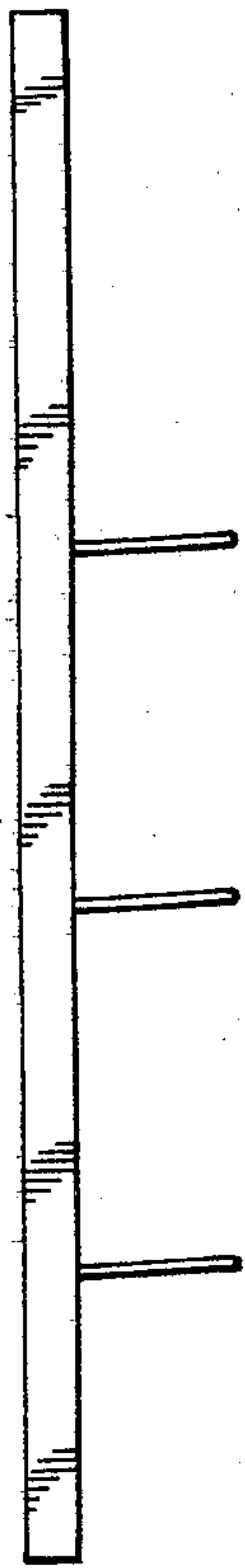


FIG. 3

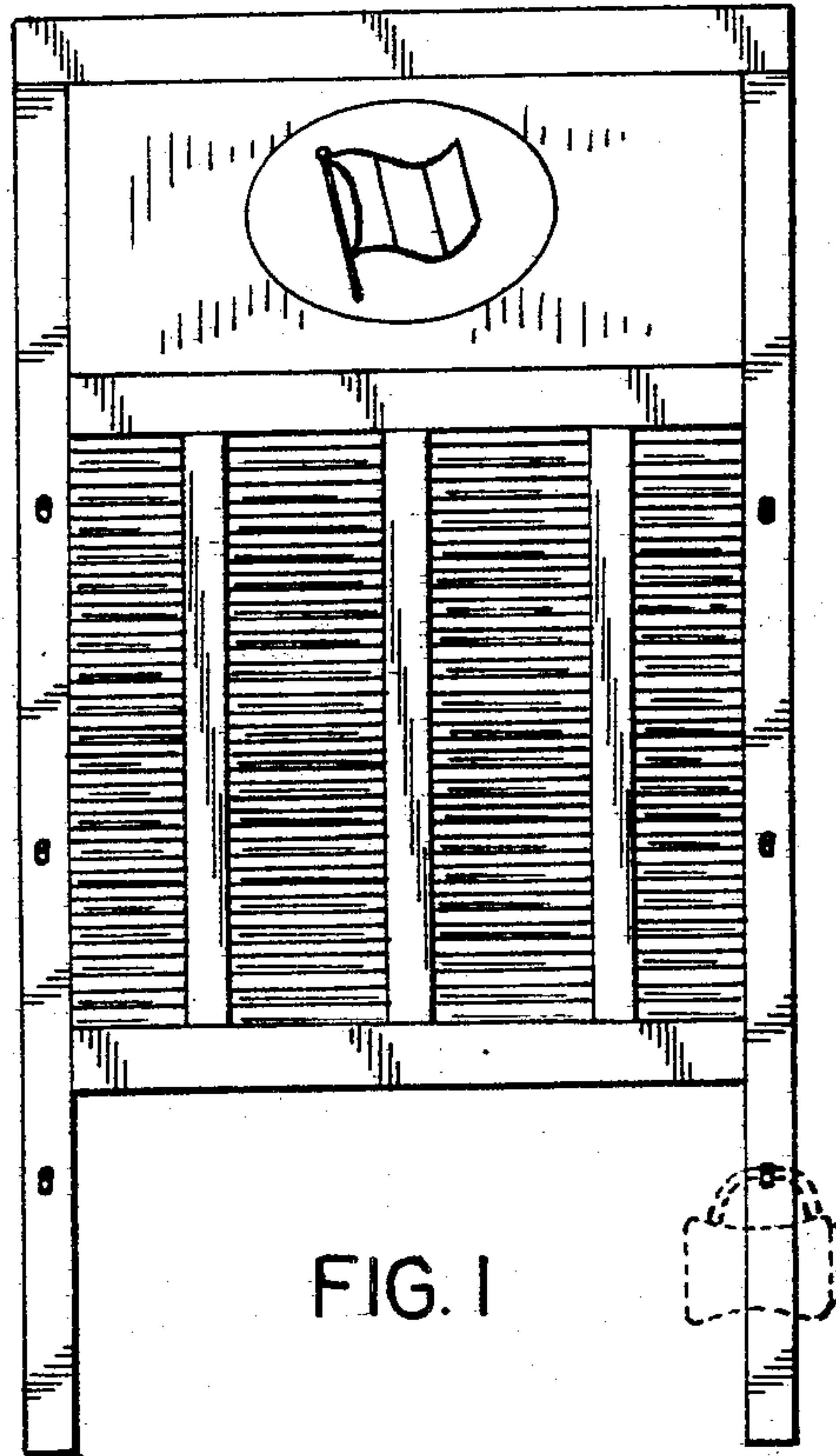


FIG. 1



FIG. 4



FIG. 2

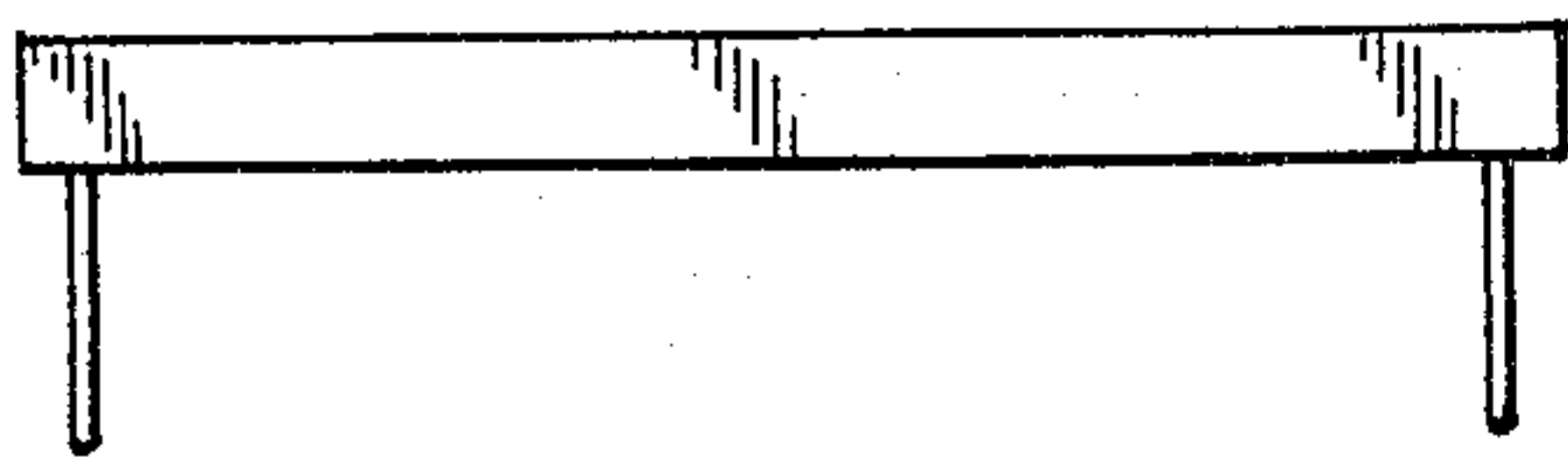


FIG. 5

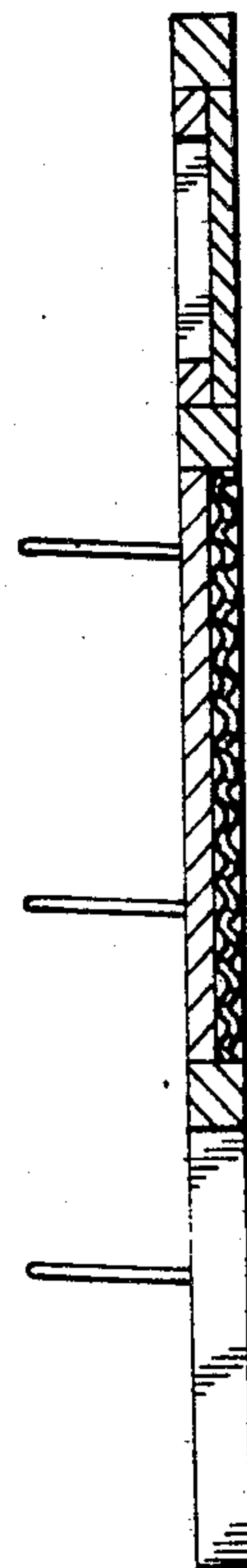


FIG. 6