

[54] SHOE GUARD

[76] Inventor: Irmatine Cobb-Holloway, 8229 S. Kingston Ave., Chicago, Ill. 60617

[**] Term: 14 Years

[21] Appl. No.: 758,871

[22] Filed: Jul. 25, 1985

[52] U.S. Cl. D2/314

[58] Field of Search D2/264-267, D2/271, 277, 314; 36/72 R, 72 B, 34 R

[56] References Cited

U.S. PATENT DOCUMENTS

D. 171,476	2/1954	Alberts	D2/277
D. 186,494	11/1959	Riemann	D2/277
1,769,758	7/1930	Siese, Jr.	36/72
1,770,261	7/1930	Barthes	36/72
1,816,784	7/1931	McDermott	36/72
1,820,679	8/1931	Sawyer	36/72
1,830,912	11/1931	Ramey	D2/277 X
2,988,830	6/1961	Zacks	36/72
3,104,479	9/1963	D'Amico	36/72

FOREIGN PATENT DOCUMENTS

4687	of 1926	Australia	36/72 B
640150	7/1928	France	36/72 B
667405	10/1929	France	36/72 B

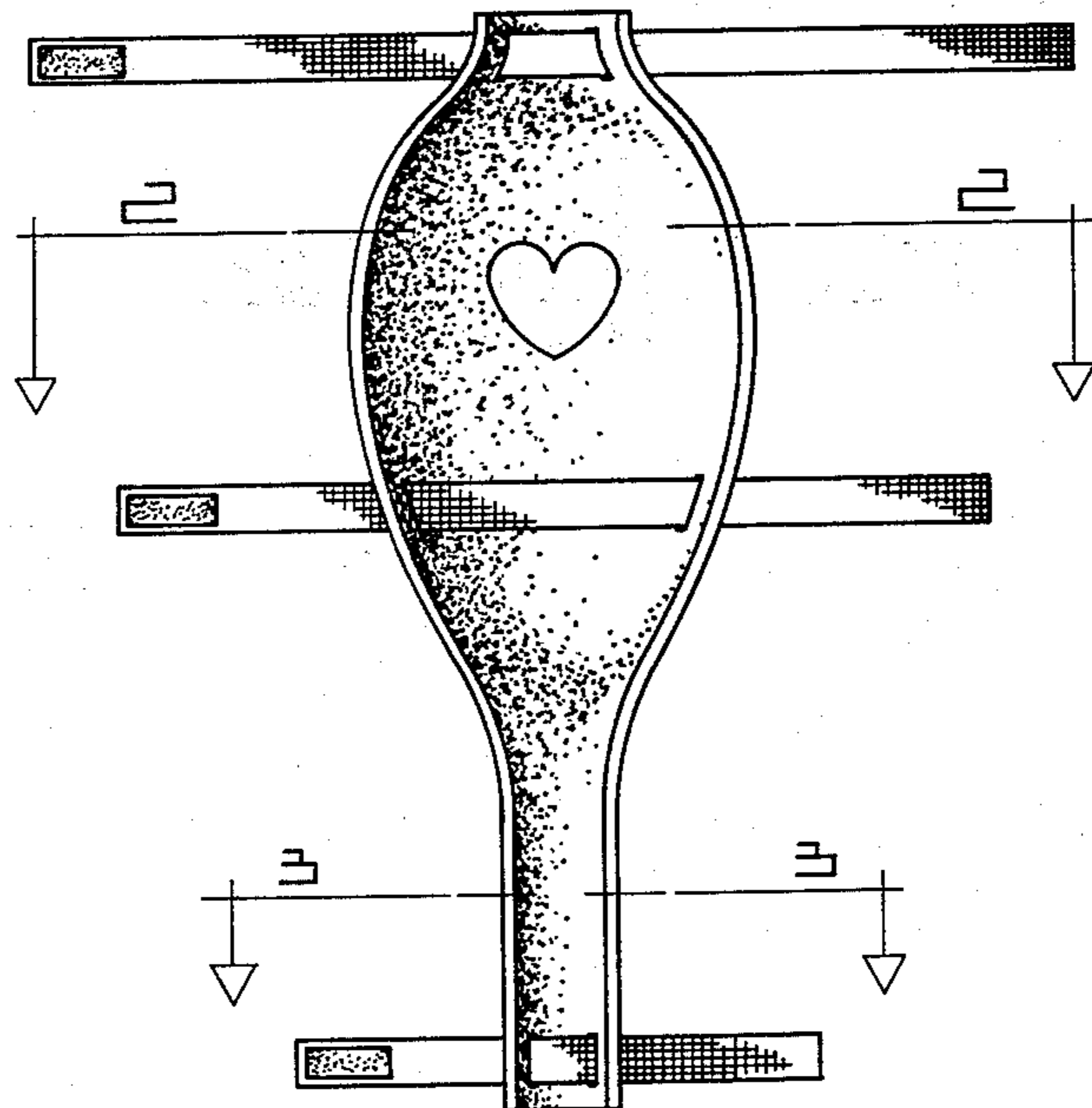
Primary Examiner—Nelson C. Holtje
Attorney, Agent, or Firm—W. C. Tupman

[57] CLAIM

The ornamental design for a shoe guard, substantially as shown and described.

DESCRIPTION

FIG. 1 is a front elevational view of a shoe guard showing my new design;
 FIG. 2 is a cross-sectional view thereof as taken from line 2—2 of FIG. 1, this lower portion and attachment straps having been omitted for ease of illustration;
 FIG. 3 is a cross-sectional view thereof as taken from line 3—3 of FIG. 1, the attachment straps having been omitted for ease of illustration;
 FIG. 4 is a right side elevational view thereof with the strap perpendicular to the front of the guard, the left side being a mirror image thereto.



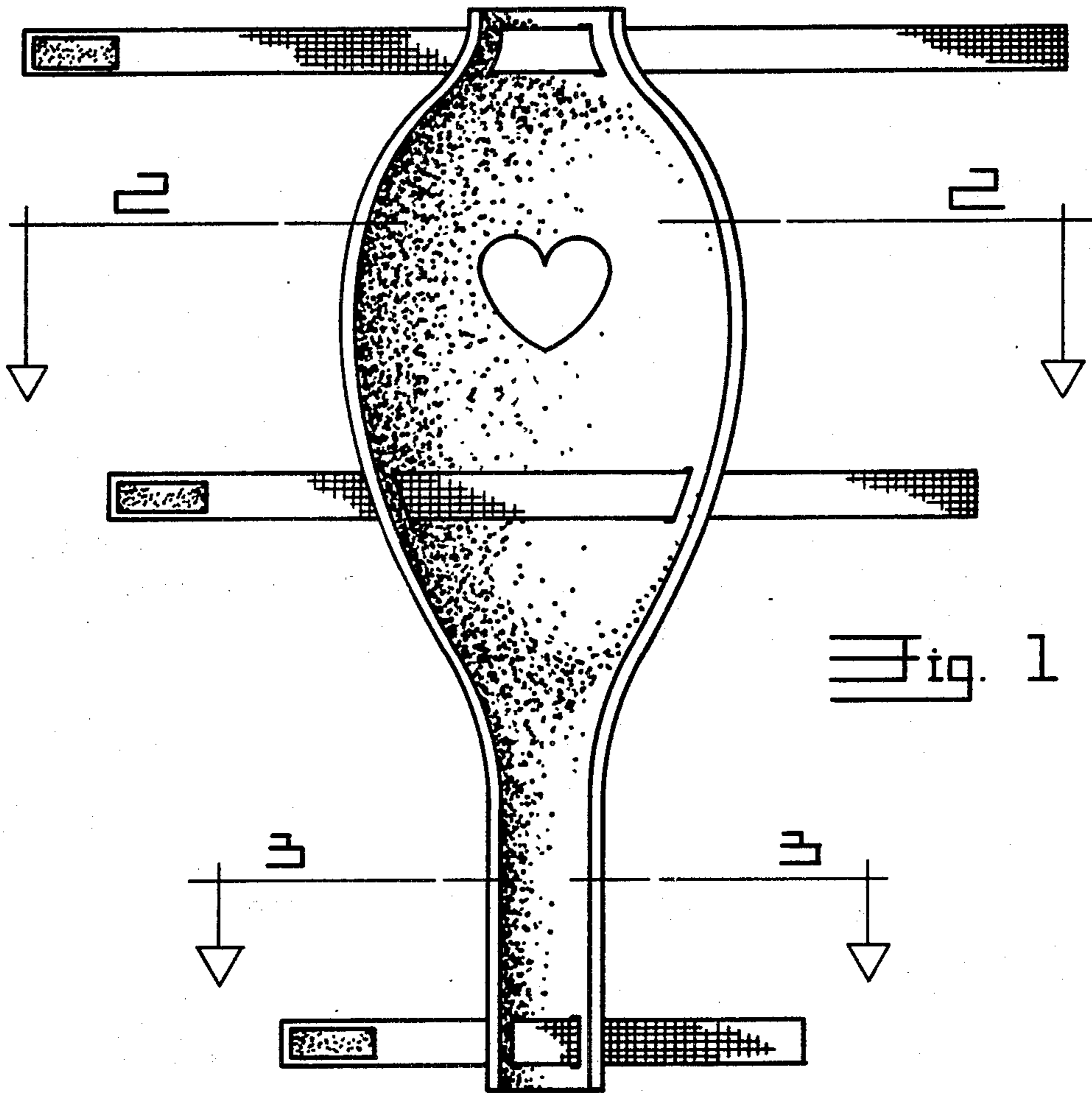


Fig. 1

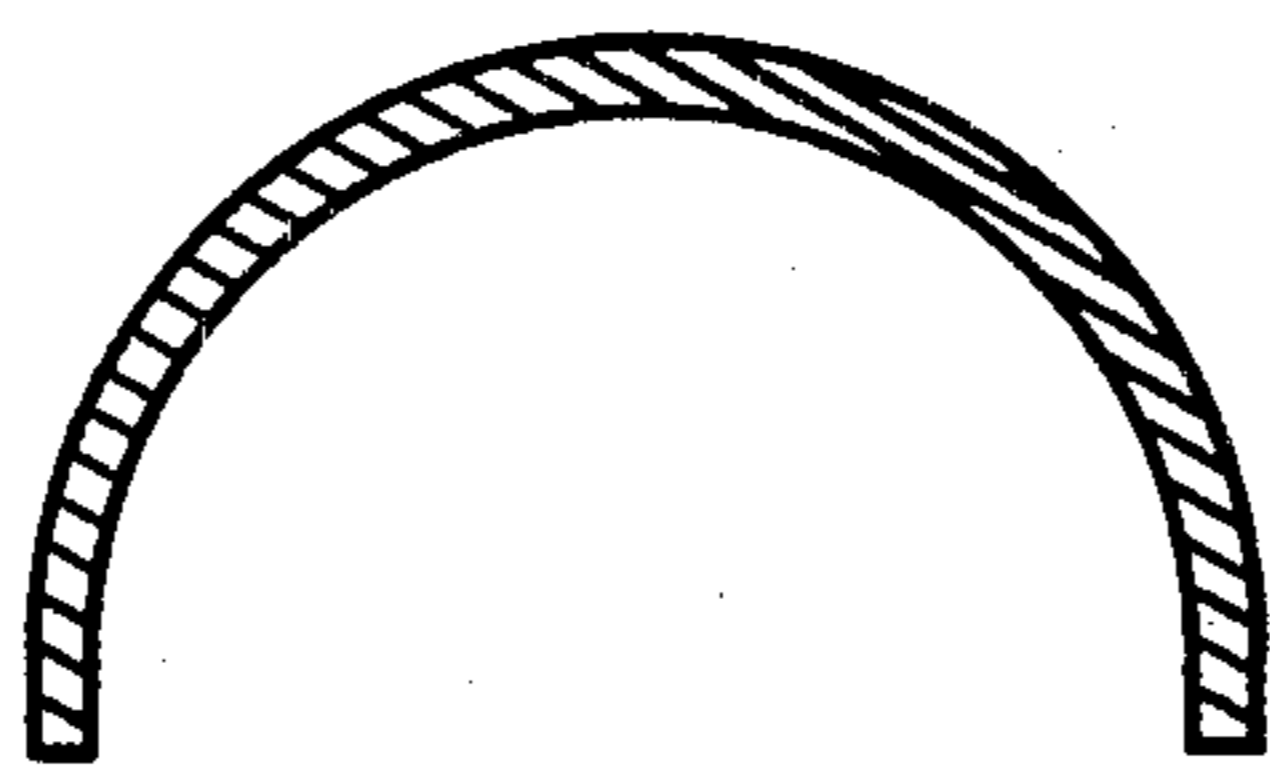


Fig. 2



Fig. 3

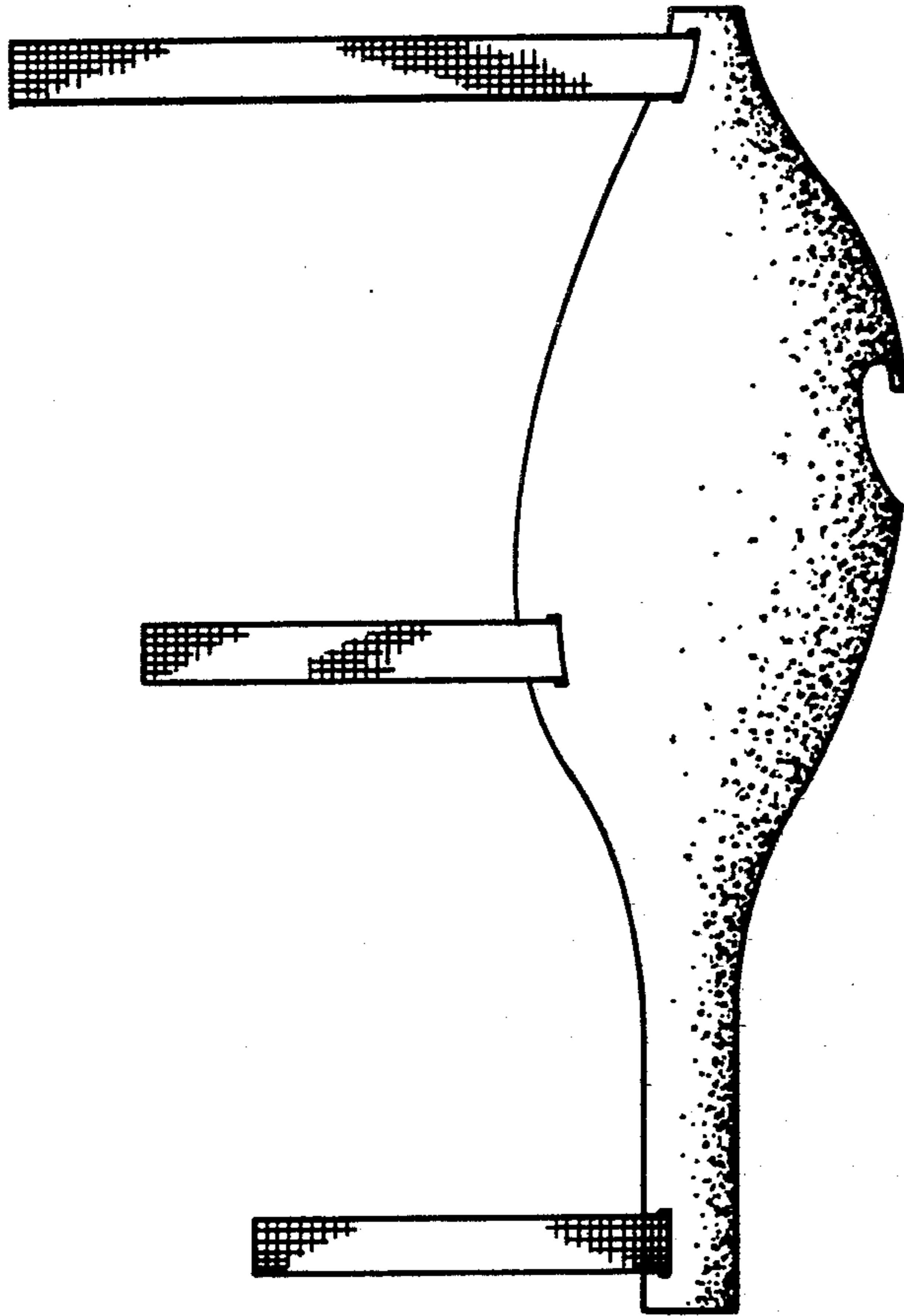


Fig. 4