

[54] COMBINED LIQUID LEVEL GAUGE AND THERMOMETER

[75] Inventor: Alberto Bertani, Milan, Italy

[73] Assignee: Elessa S.p.A., Milan, Italy

[\*\*] Term: 14 Years

[21] Appl. No.: 649,126

[22] Filed: Sep. 10, 1984

[30] Foreign Application Priority Data

Mar. 26, 1984 [IT] Italy ..... 2135B/84

[52] U.S. Cl. .... D10/53; D10/58

[58] Field of Search ..... D10/53, 58, 101, 96; 374/1, 194; 73/292; 116/276; 73/323, 325-328, 330, 334

[56] References Cited

U.S. PATENT DOCUMENTS

- D. 283,804 5/1986 Waters ..... D10/96
- 2,664,645 1/1954 Qualman ..... 73/323 X
- 2,707,396 5/1955 Dupure ..... 73/326

- 3,150,524 9/1964 Arens ..... 73/323 X
- 3,835,708 9/1974 Gruett ..... 73/292
- 3,886,796 6/1975 Gruett ..... 73/328
- 4,116,065 9/1978 Jensen ..... 374/194

FOREIGN PATENT DOCUMENTS

1133798 11/1968 United Kingdom ..... 73/292

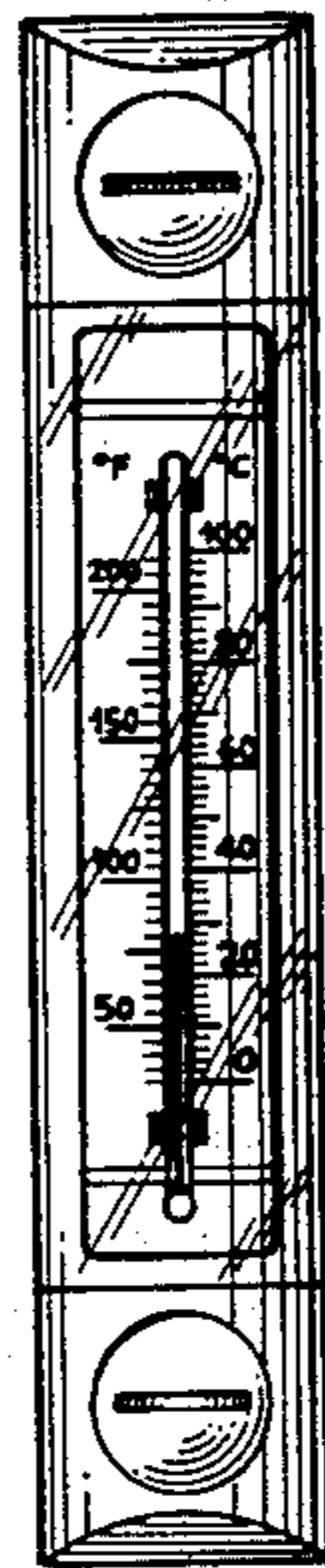
Primary Examiner—Nelson C. Holtje  
Attorney, Agent, or Firm—Stevens, Davis, Miller & Mosher

[57] CLAIM

The ornamental design for combined liquid level gauge and thermometer, as shown.

DESCRIPTION

FIG. 1 is a front elevational view of a combined liquid level gauge and thermometer showing my new design; FIG. 2 is a left side elevational view thereof, the right side being a mirror image thereto; FIG. 3 is a rear elevational view thereof; FIG. 4 is a top plan view thereof, the bottom plan being a mirror image thereto.



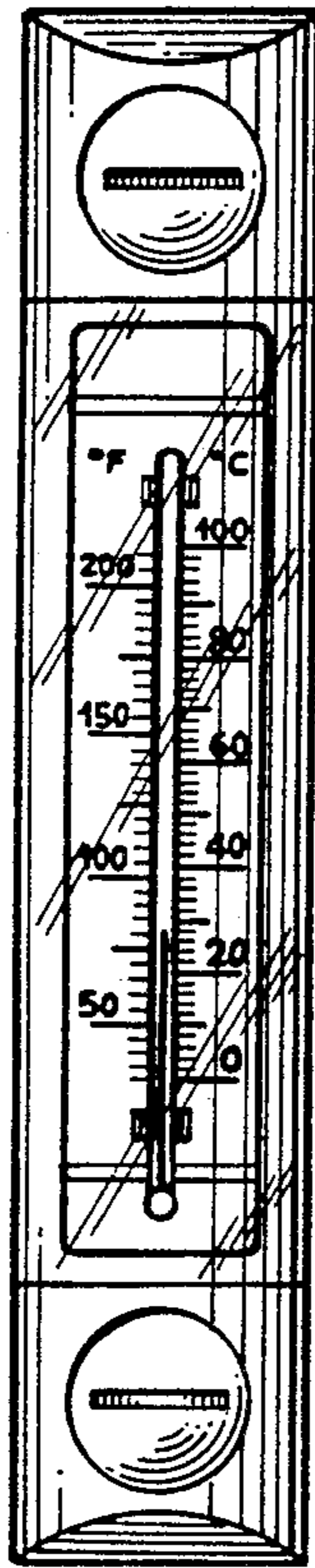


FIG. 1

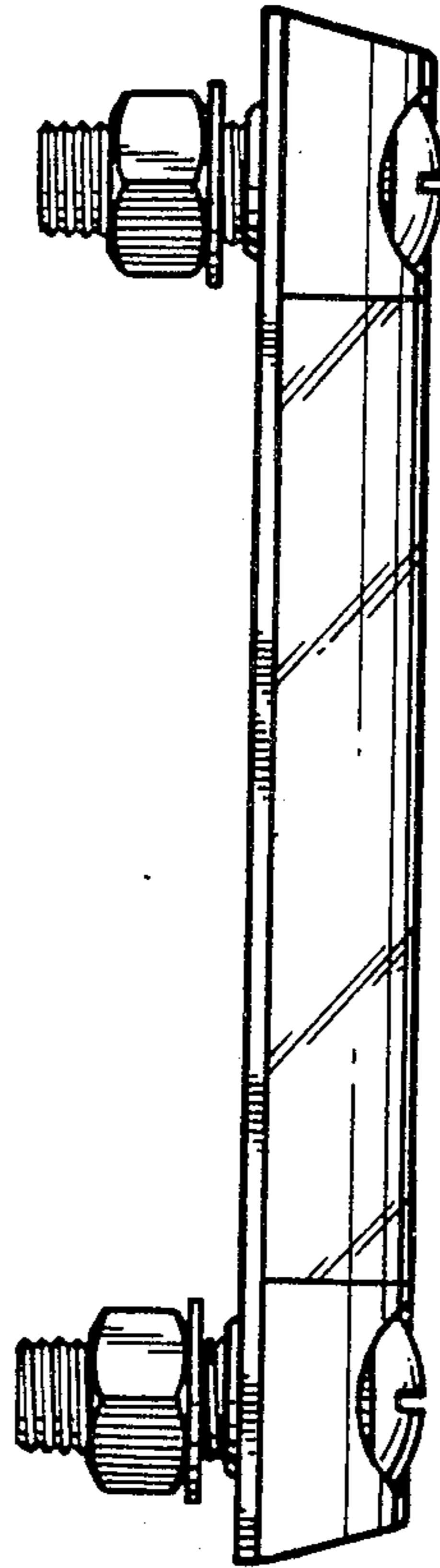


FIG. 2




FIG. 3

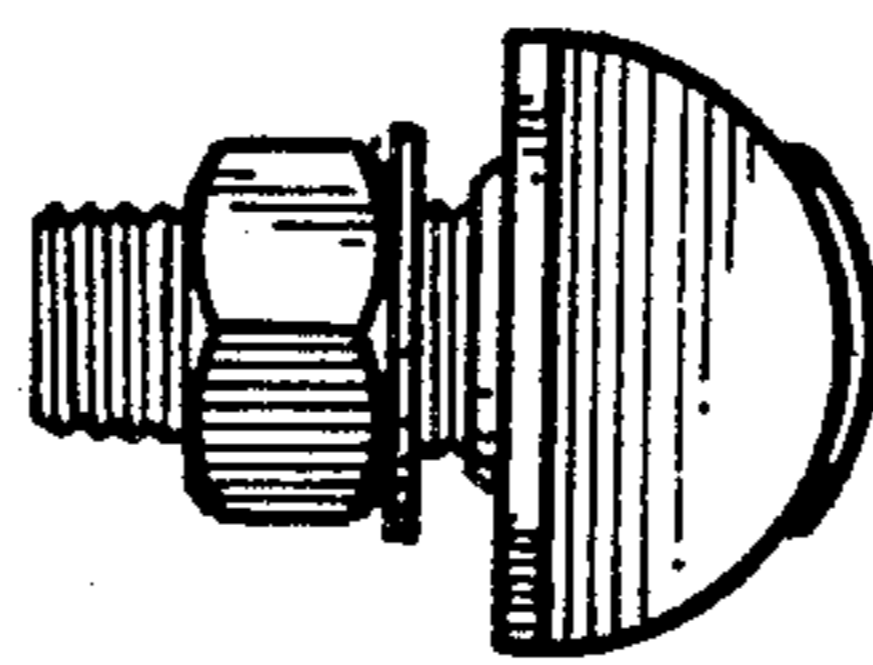


FIG. 4