

[54] GROUND STAKE

[76] Inventor: Stanley M. Kerber, 745 Bolsana Dr., Laguna Beach, Calif. 92651

[**] Term: 14 Years

[21] Appl. No.: 934

[22] Filed: Jan. 2, 1987

[52] U.S. Cl. D8/1; D8/390; D21/255

[58] Field of Search D8/1, 349, 388-389, D8/390; 47/42-47; D21/255

[56] References Cited

U.S. PATENT DOCUMENTS

D. 29,472	10/1898	Hughes et al.	D8/390
D. 34,222	3/1901	Dimmick	D8/389 X
D. 153,485	4/1949	Warren	D21/255 X
183,879	10/1876	Ackley et al.	47/30
D. 227,976	7/1973	Barth et al.	D8/390
D. 230,218	1/1974	Frelling	D21/255
D. 240,754	7/1976	Shroyer	D21/255 X
D. 245,757	9/1977	Fisher	D8/391

D. 269,589	7/1983	Nakama	D8/390 X
D. 270,133	8/1983	Craig	D8/388
3,472,133	10/1969	Ziehm, Jr.	47/33 X
4,196,533	4/1980	Kamphansen	47/47 X


Primary Examiner—Wallace R. Burke
Assistant Examiner—Brian N. Vinson
Attorney, Agent, or Firm—Edward A. Sokolski

[57] CLAIM

The ornamental design for a ground stake, as shown and described.

DESCRIPTION

FIG. 1 is a top plan view of a ground stake showing my new design;
FIG. 2 is a front elevational view thereof;
FIG. 3 is a right side elevational view thereof, the left side being a mirror image;
FIG. 4 is a rear elevational view thereof;
FIG. 5 is a bottom plan view thereof; and
FIG. 6 is a top, front perspective view thereof, the partial broken line showing of edging being for illustrative purposes only and forming no part of the claimed design.






Fig. 1




Fig. 3




Fig. 2



Fig. 4

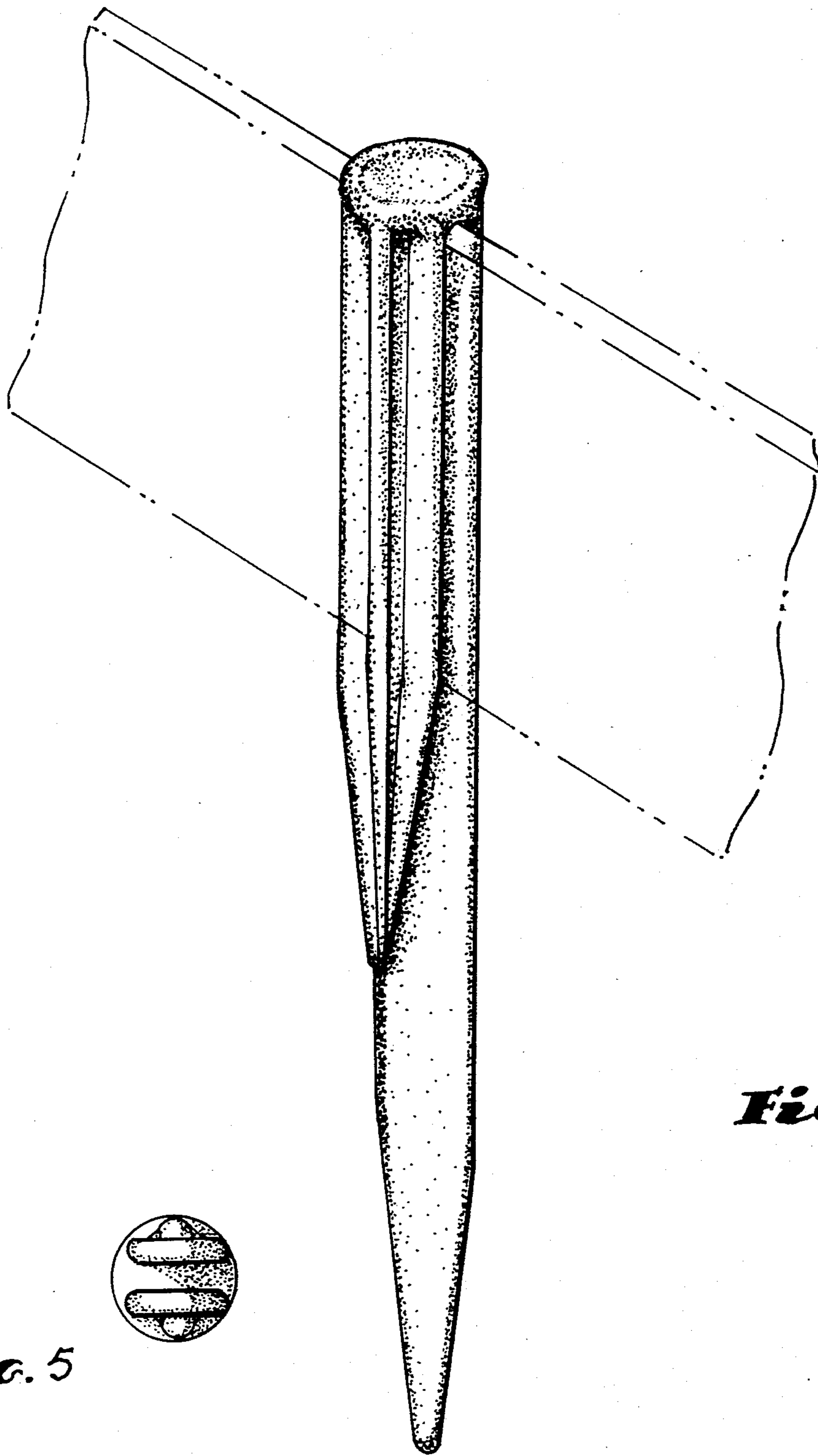


Fig. 5

Fig. 6