

[54] SHOE SOLE

[75] Inventor: James K. Tong, Beaverton, Oreg.

[73] Assignee: AVIA Group International, Inc., Portland, Oreg.

[**] Term: 14 Years

[21] Appl. No.: 8,395

[22] Filed: Jan. 29, 1987

[52] U.S. Cl. D2/320

[58] Field of Search D2/314-320, D2/309, 310, 274; 36/30 R, 32 R, 33, 35 R, 59 C, 59 R, 114

[56] References Cited

U.S. PATENT DOCUMENTS

D. 159,302	7/1950	Steinhilber	D2/320
D. 265,018	6/1982	Vermonet	D2/320
D. 281,641	12/1985	Shiki	D2/320
D. 284,420	7/1986	Tong	D2/320
D. 285,023	8/1986	Tong et al.	D2/320
D. 285,985	10/1986	Tong	36/32 R X
D. 287,784	1/1987	Tong et al.	D2/320
1,988,784	1/1935	Carrier	D2/320
4,266,349	5/1981	Schmohl	36/32 R
4,281,467	8/1981	Anderie	36/32 R
4,449,307	5/1984	Stubblefield	36/32 R
4,546,556	10/1985	Stubblefield	36/32 R

4,550,510	11/1985	Stubblefield	36/32 R
4,624,062	11/1986	Autry	36/59 C X

FOREIGN PATENT DOCUMENTS

3005077	8/1981	Fed. Rep. of Germany	.
1377439	9/1964	France	.

OTHER PUBLICATIONS

Nike Spring 1986 Catalog, p. 47, "Firenza".
Shape, p. 59, Aug. 1986.

Primary Examiner—Louis S. Zarfes
Attorney, Agent, or Firm—Saidman, Sterne, Kessler & Goldstein

[57] CLAIM

The ornamental design for a shoe sole, as shown and described.

DESCRIPTION

FIG. 1 is a bottom plan view of a shoe sole showing my new design, the top plan view being substantially flat and unornamented;
FIG. 2 is a left side elevational view thereof;
FIG. 3 is a right side elevational view thereof;
FIG. 4 is a front elevational view thereof; and
FIG. 5 is a rear elevational view thereof.
The broken line of a shoe upper in FIG. 2 is for illustrative purposes and forms no part of the claimed design.

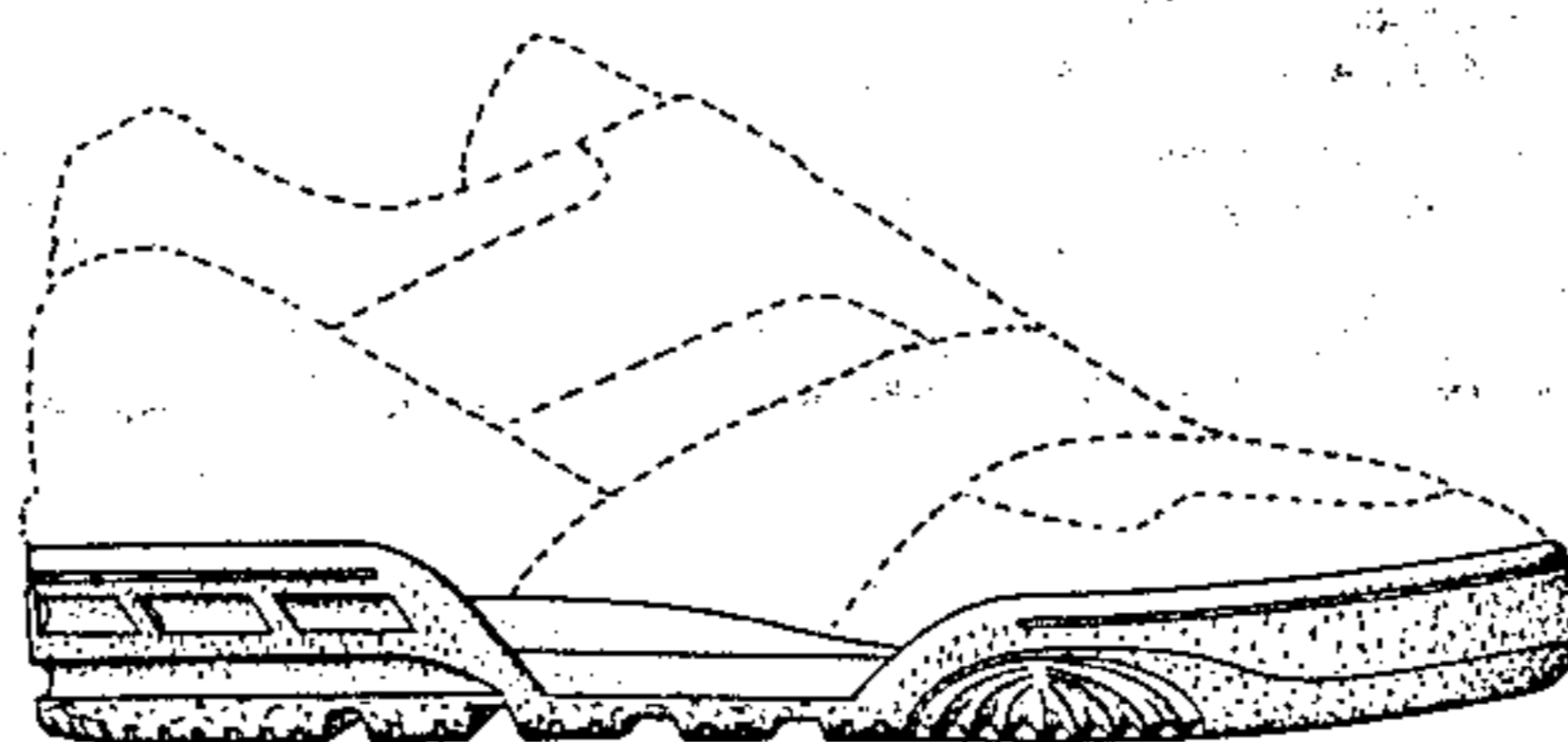
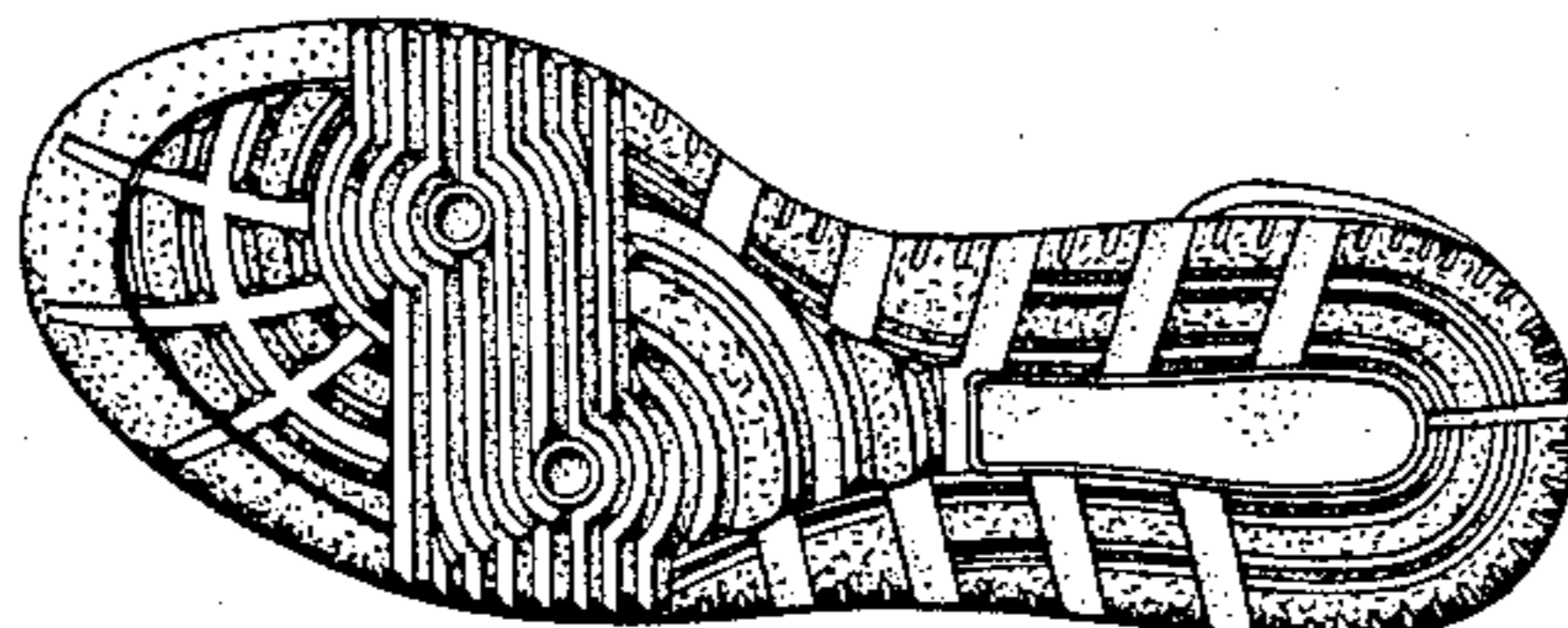


FIG. 1


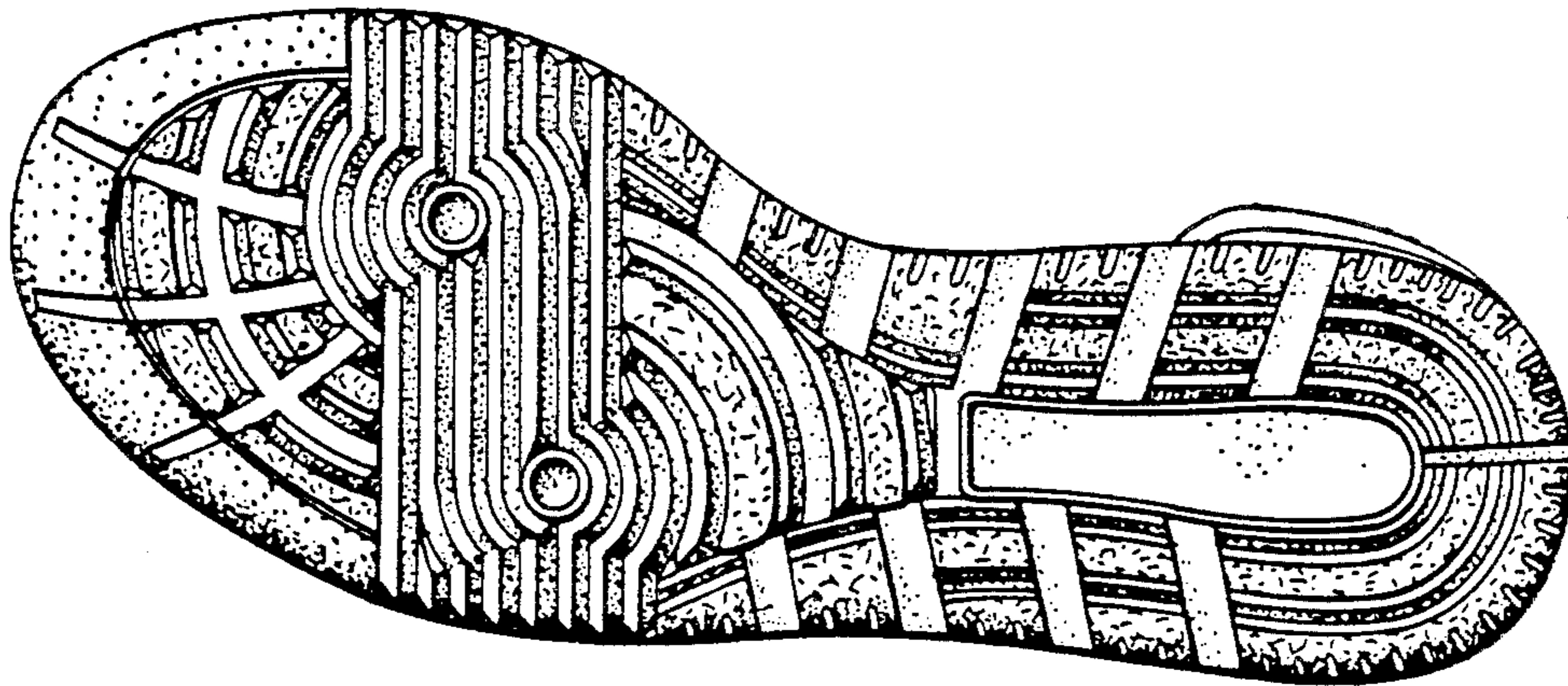


FIG. 2

FIG. 3

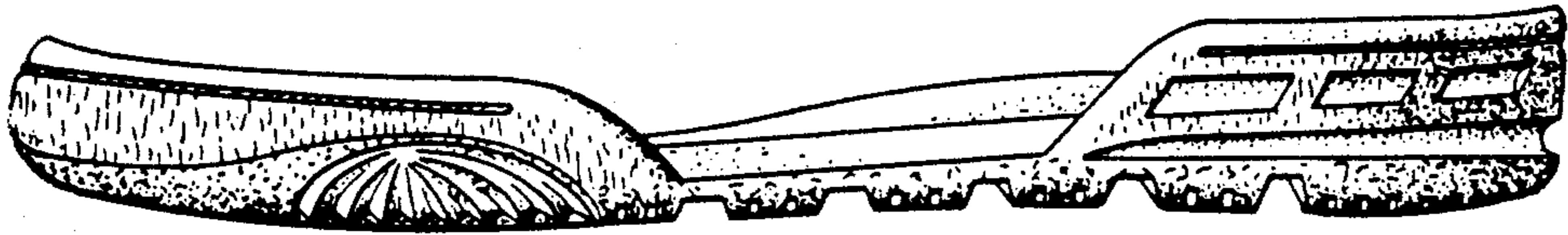


FIG. 4

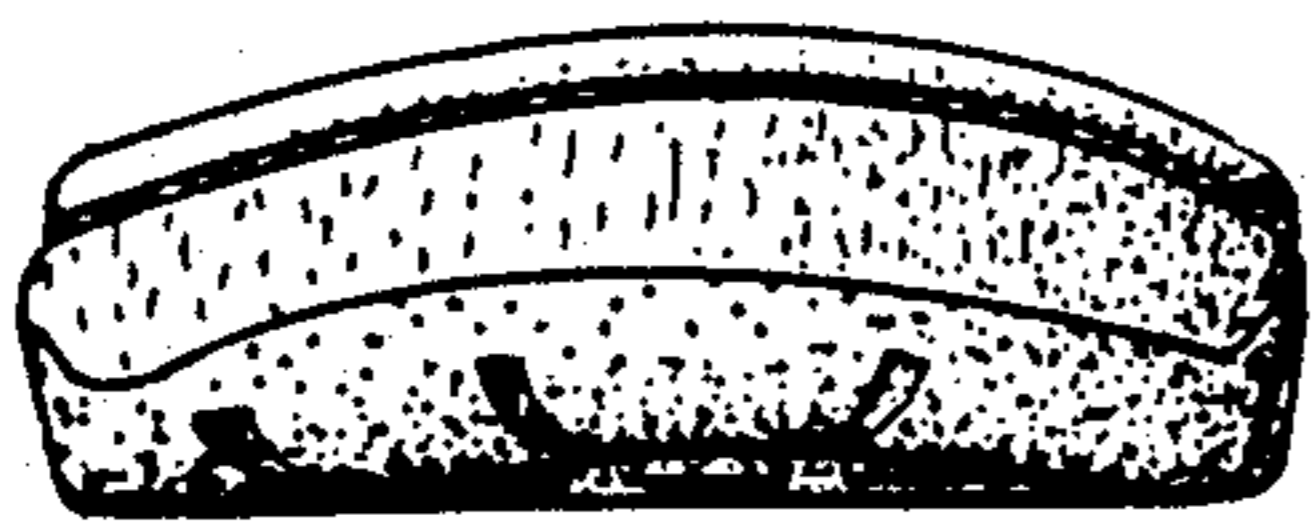


FIG. 5

