

[54] **SHOE SOLE**
 [75] **Inventor: James K. Tong, Beaverton, Oreg.**
 [73] **Assignee: AVIA Group International, Inc.,
 Portland, Oreg.**
 [**] **Term: 14 Years**
 [21] **Appl. No.: 8,394**
 [22] **Filed: Jan. 29, 1987**
 [52] **U.S. Cl. D2/320**
 [58] **Field of Search D2/314-320,
 D2/310, 309, 274; 36/30 R, 32 R, 33, 35 R, 59
 C, 59 R, 114**

4,449,307 5/1984 Stubblefield 36/32 R
 4,546,556 10/1985 Stubblefield 36/32 R
 4,550,510 11/1985 Stubblefield 36/32 R
 4,624,062 11/1986 Autry 36/59 C X

FOREIGN PATENT DOCUMENTS

0103507 3/1984 European Patent Office .
 3005077 8/1981 Fed Rep of Germany .
 1377439 9/1964 France .

Primary Examiner—Louis S. Zarfes
Attorney, Agent, or Firm—Saidman, Sterne, Kessler &
 Goldstein

[57] **CLAIM**

The ornamental design for a shoe sole, as shown and described.

[56] **References Cited**
U.S. PATENT DOCUMENTS

D. 159,302 7/1950 Steinhilber D2/320
 D. 265,018 6/1982 Vermonet D2/320
 D. 281,641 12/1985 Shiki D2/320
 D. 284,420 7/1986 Tong D2/320
 D. 285,023 8/1986 Tong et al. D2/320
 D. 285,985 10/1986 Tong 36/32 R X
 1,988,784 1/1935 Carrier D2/320
 2,424,463 7/1947 Hogg 36/59 C
 4,266,349 5/1981 Schmohl 36/32 R
 4,281,467 8/1981 Anderie 36/32 R
 4,404,759 9/1983 Dassler 36/32 R

DESCRIPTION

FIG. 1 is a bottom plan view of a shoe sole showing my new design, the top plan view being substantially flat and unornamented;
 FIG. 2 is a left side elevational view thereof;
 FIG. 3 is a right side elevational view thereof;
 FIG. 4 is a front elevational view thereof; and
 FIG. 5 is a rear elevational view thereof.
 The broken line showing of a shoe upper in FIG. 2 is for illustrative purposes and forms no part of the claimed design.

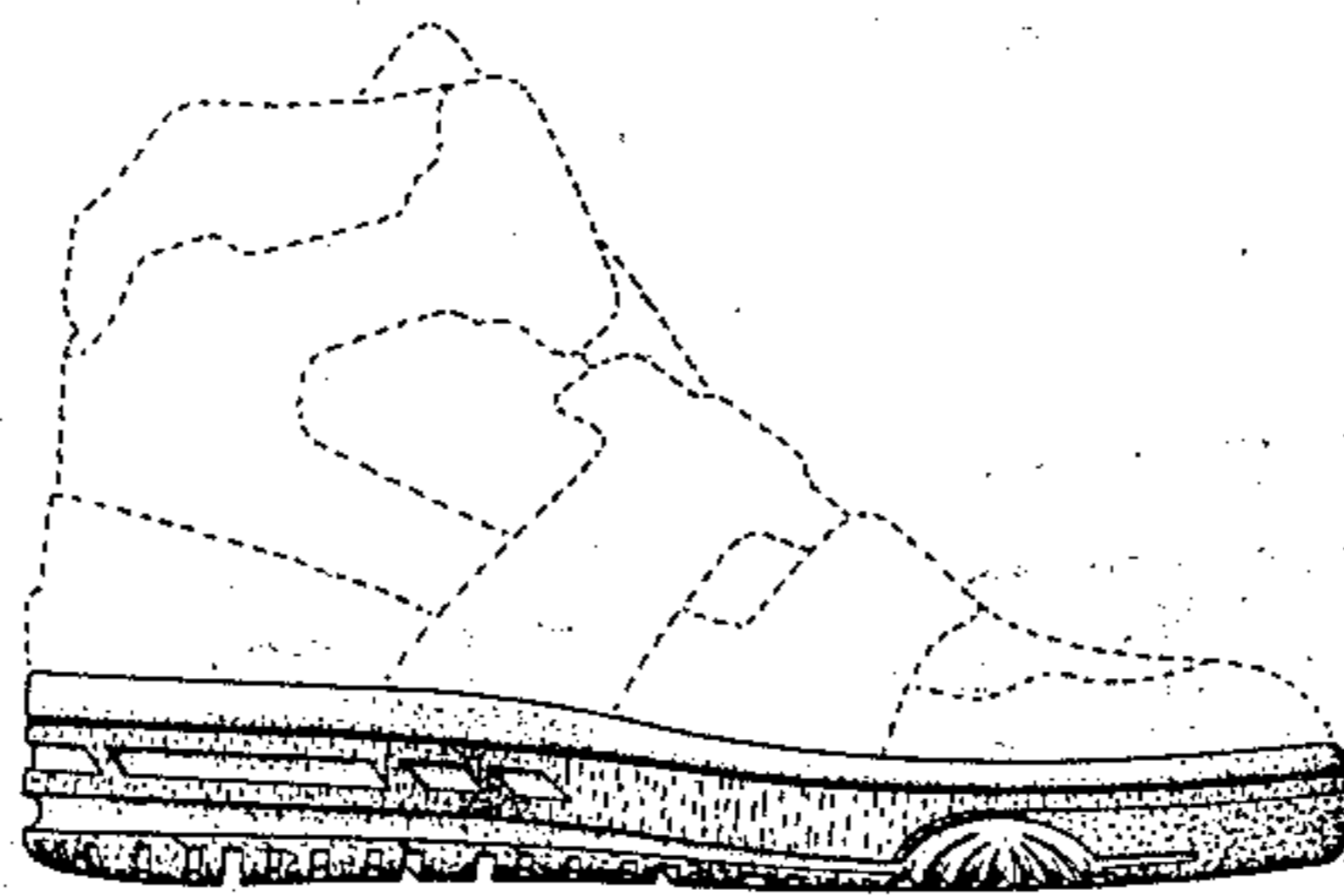



FIG. 1

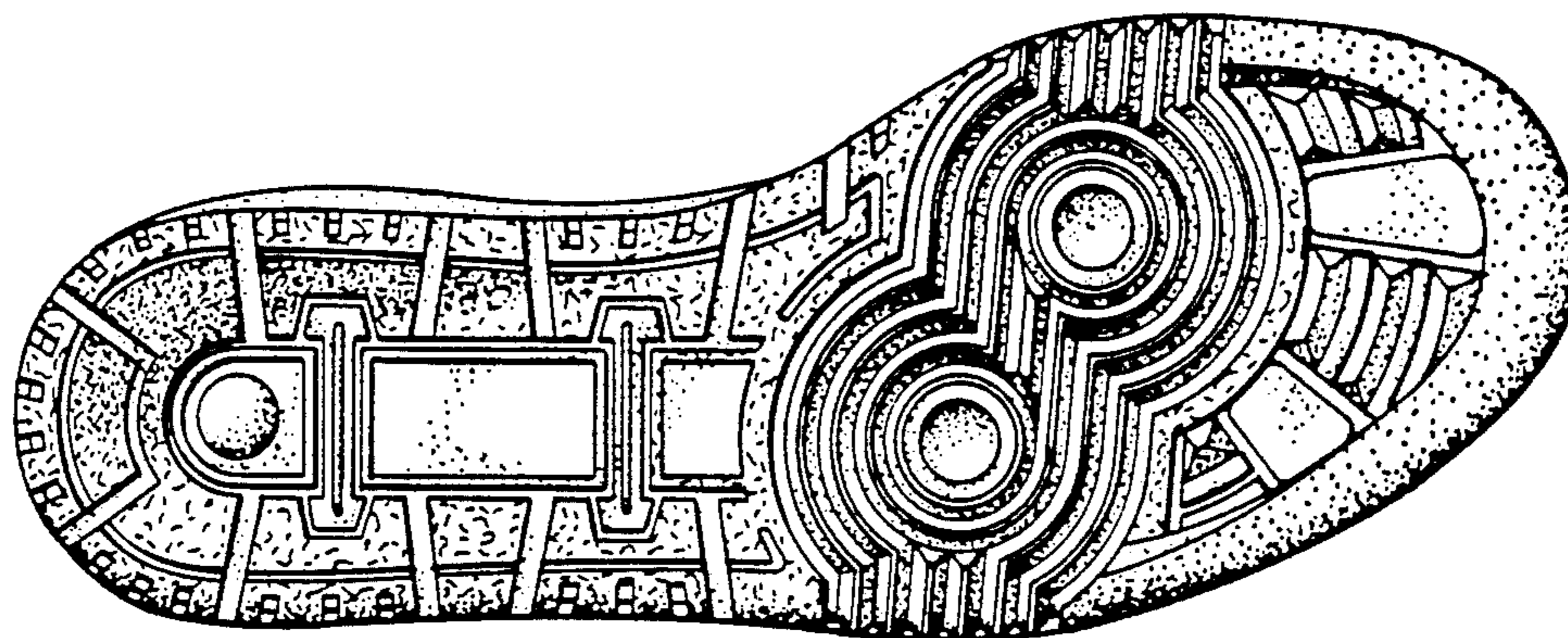


FIG. 2




FIG. 3



FIG. 4

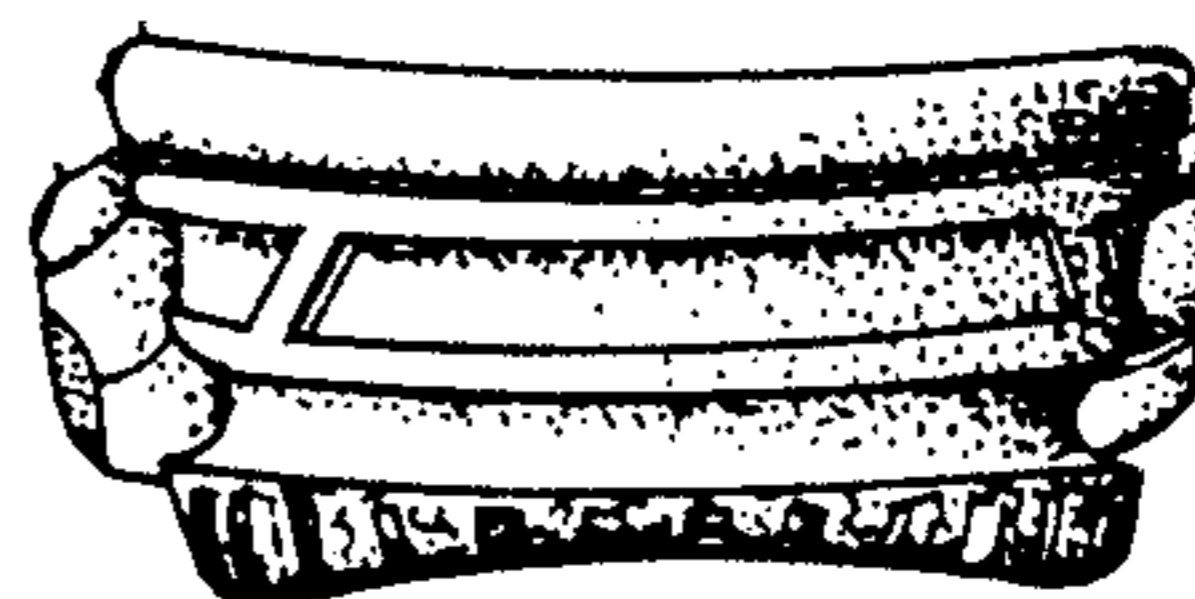


FIG. 5