

[54] TRANSMITTER OR SIMILAR ARTICLE

[75] Inventors: Peter Fong, Los Angeles, Calif.;
Tsang H. T. Henry, Kowloon, Hong Kong

[73] Assignee: Tradebest International Corporation,
Whittier, Calif.

[**] Term: 14 Years

[21] Appl. No.: 688,595

[22] Filed: Jan. 3, 1985

[52] U.S. Cl. D14/95; D10/106

[58] Field of Search D14/1-7,
D14/68, 69, 85, 95, 99, 77, 84; D10/104, 106;
455/95, 128

[56] References Cited

U.S. PATENT DOCUMENTS

- D. 246,975 1/1978 Hampf D14/68
- D. 247,434 3/1978 Hampf D14/68 X

- D. 269,088 5/1983 Genaro et al. D14/95 X
- D. 273,786 5/1984 Owerko D14/95
- D. 275,423 9/1984 Stansbury, Jr. et al. D10/106 X
- D. 278,146 3/1985 Young D14/3 X
- D. 280,896 10/1985 Campbell et al. D14/95

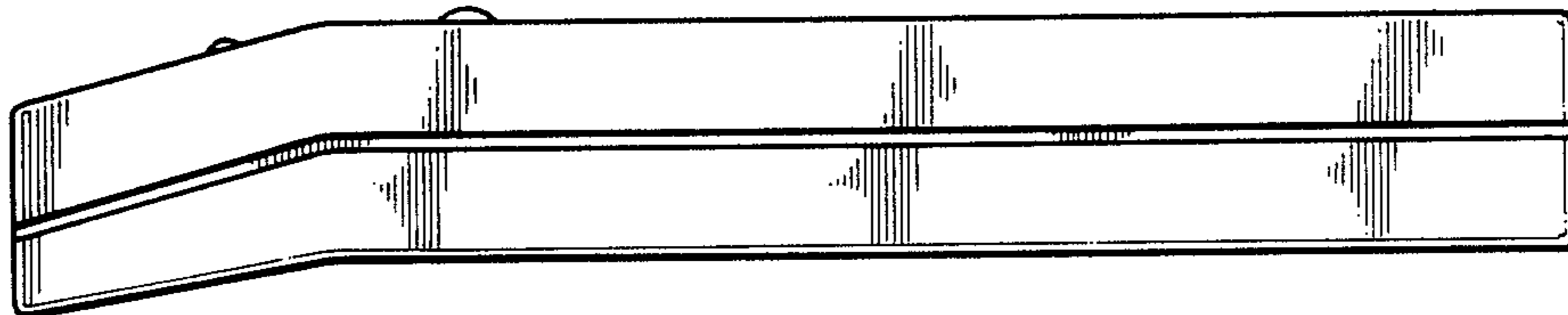
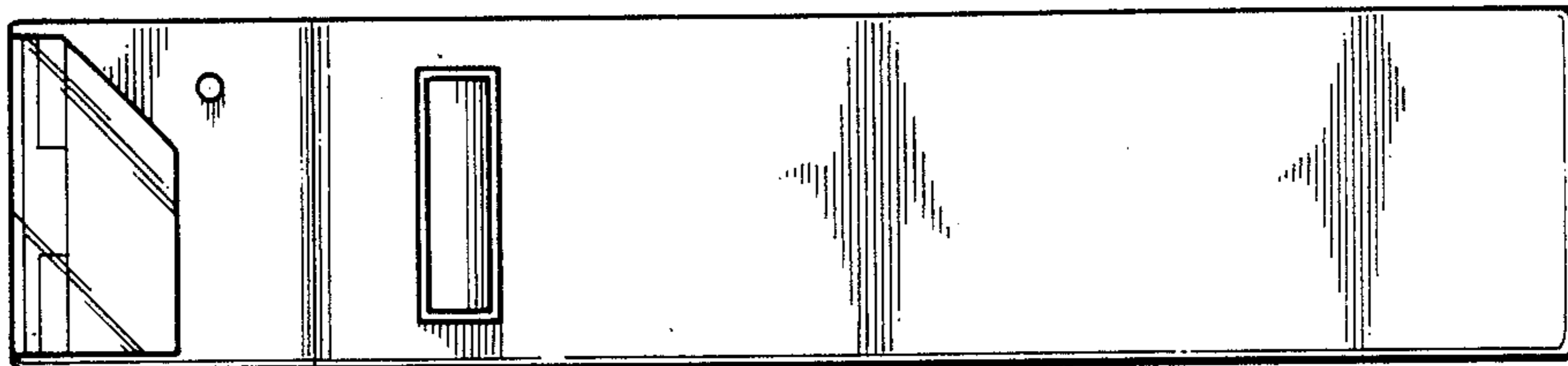
Primary Examiner—Bernard Ansher
Assistant Examiner—Theodore M. Shooman
Attorney, Agent, or Firm—David N. Makous

[57] CLAIM

The ornamental design for a transmitter or similar article, as shown and described.

DESCRIPTION

FIG. 1 is a top plan view of a transmitter or similar article showing our new design;
FIG. 2 is a front elevational view thereof, the rear being a mirror image;
FIG. 3 is a bottom plan view thereof;
FIG. 4 is a left side elevational view thereof; and
FIG. 5 is a right side elevational view thereof.






FIG. 1.

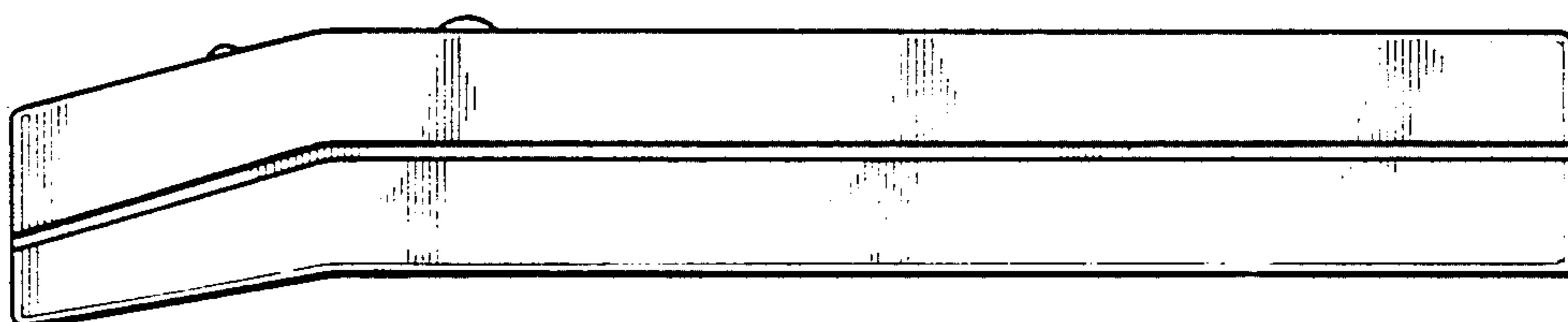


FIG. 2.




FIG. 3.

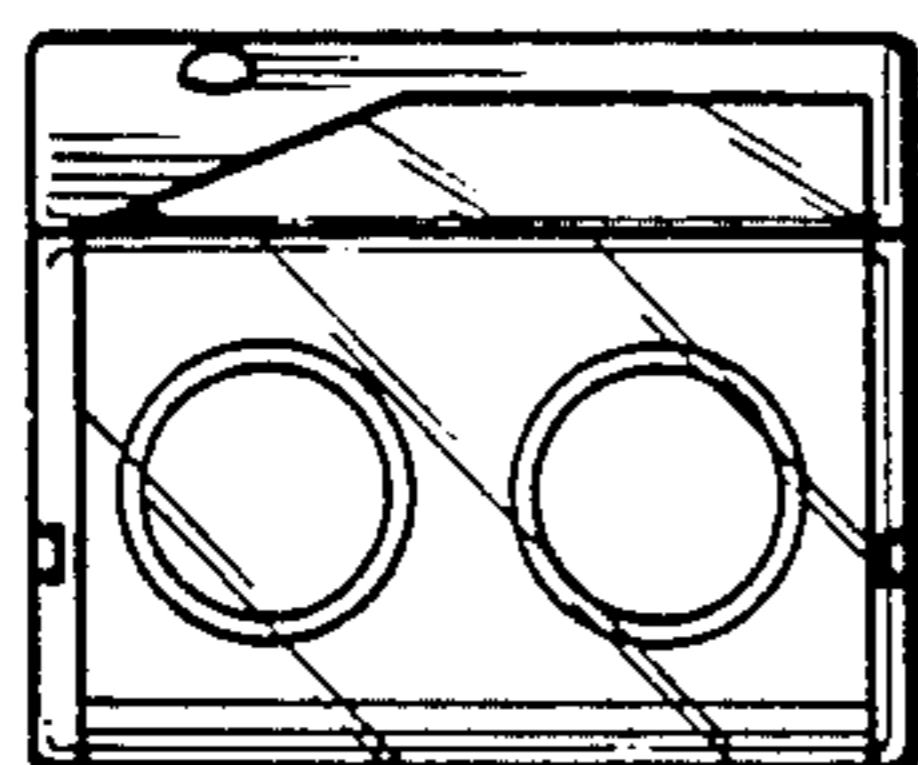


FIG. 4.

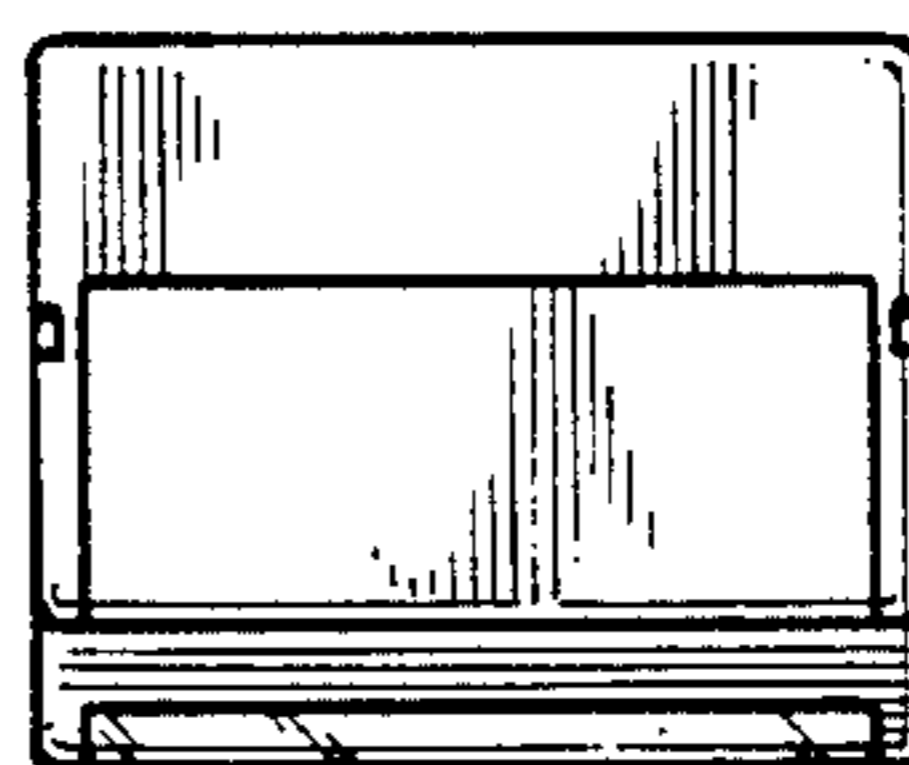


FIG. 5.