

[54] COMBINED CLOCK AND AQUARIUM OR THE LIKE

[76] Inventor: Walter Baumer, 1120 Nightingale Ave., Miami Springs, Fla. 33166

[**] Term: 14 Years

[21] Appl. No.: 812,370

[22] Filed: Dec. 23, 1985

[52] U.S. Cl. D10/2; D30/11; D11/145

[58] Field of Search D30/6-12; 119/5; D10/2; D11/145

[56] References Cited

U.S. PATENT DOCUMENTS

- D. 41,977 12/1911 Jacob .
- D. 96,947 9/1935 Weiss D30/11
- D. 178,148 6/1956 Punzak D30/11
- D. 178,696 9/1956 Ross .
- D. 182,682 4/1958 Nelson D10/2 X
- D. 185,831 8/1959 Kaake .
- D. 192,404 3/1962 Moore .
- D. 216,338 12/1969 Snyder D10/2 X

- D. 223,728 5/1972 Wells D10/2
- D. 244,099 4/1977 Robert .
- D. 244,553 5/1977 Robert .
- 2,595,085 4/1952 Kuriyama .
- 3,276,428 10/1966 Burch .
- 3,735,738 5/1973 Lake .
- 3,874,336 4/1975 Murphy .
- 4,136,638 1/1979 Fedor .
- 4,353,327 10/1982 Shroyer .

Primary Examiner—James R. Largen
Attorney, Agent, or Firm—Robbins & Laramie

[57] CLAIM

The ornamental design for a combined clock and aquarium or the like, as shown and described.

DESCRIPTION

FIG. 1 is a front elevational view of a combined clock and aquarium or the like showing my new design. FIG. 2 is a top plan view thereof; FIG. 3 is a bottom plan view thereof; FIG. 4 is right side elevational view thereof; and FIG. 5 is a left side elevational view thereof. The electrical cord has been broken away in FIGS. 3, 4 and 5 to indicate indeterminate length.

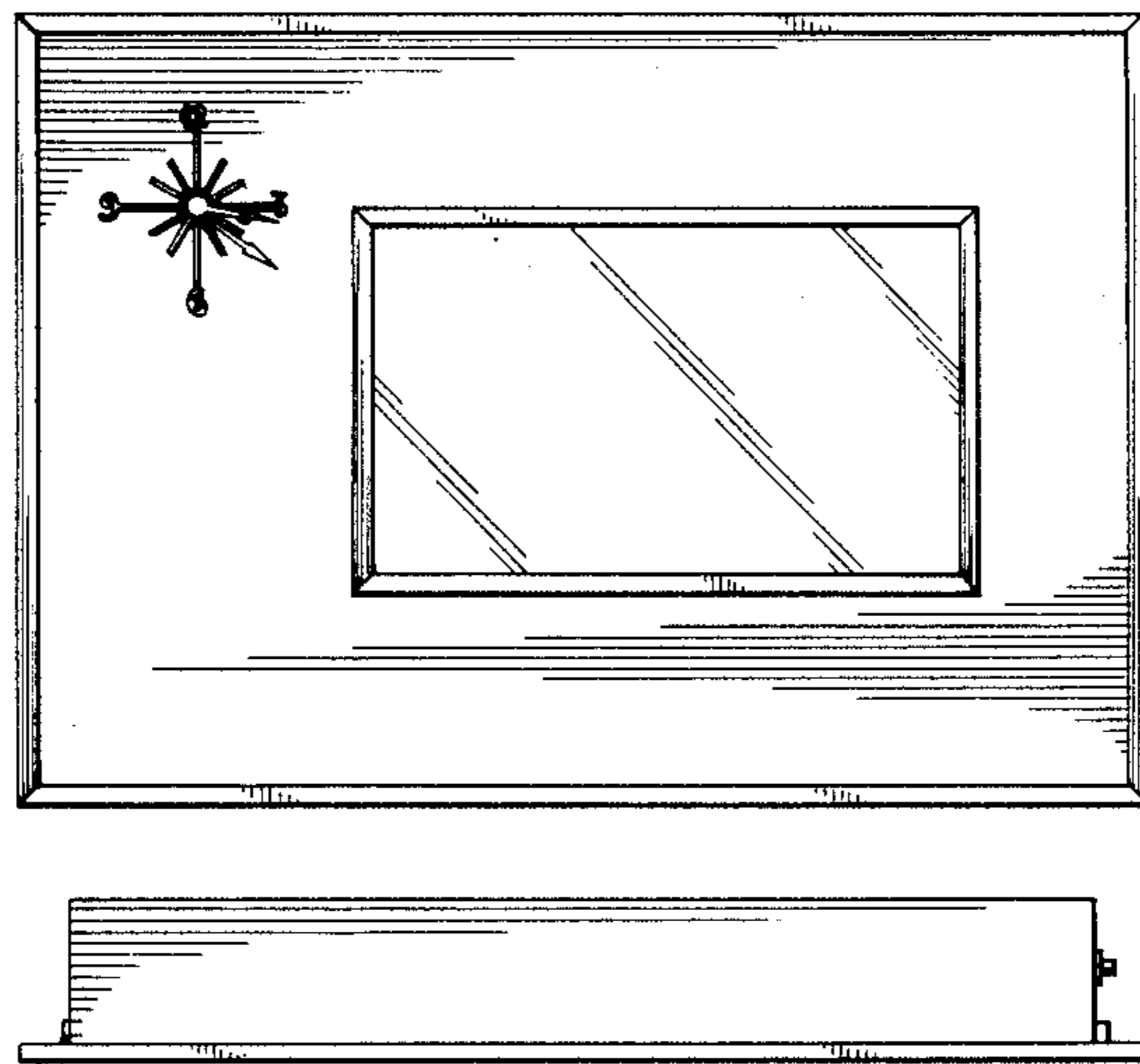


FIG 1

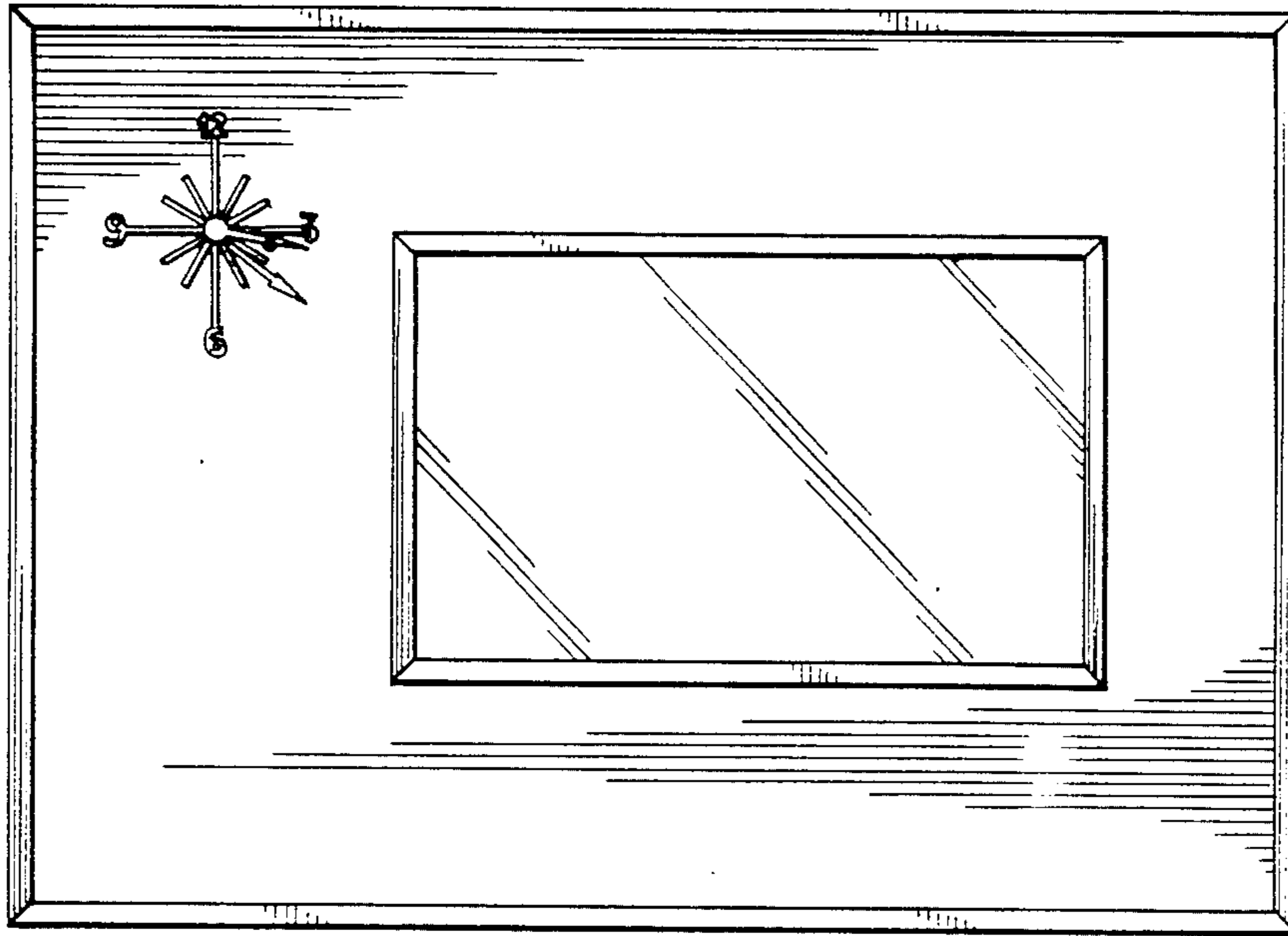


FIG 2




FIG 3




FIG 4

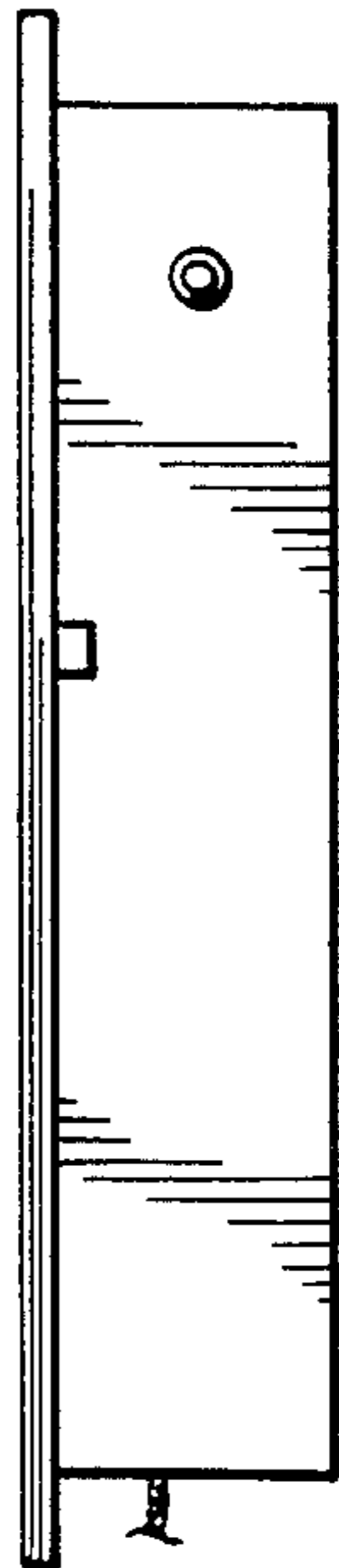


FIG 5

